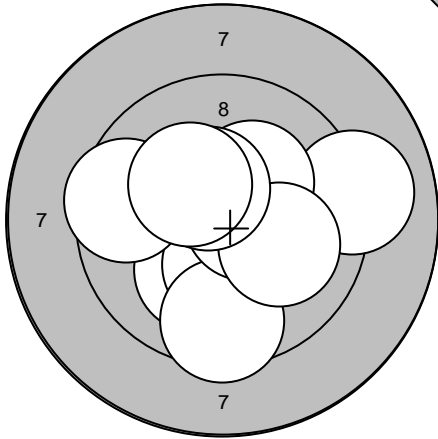
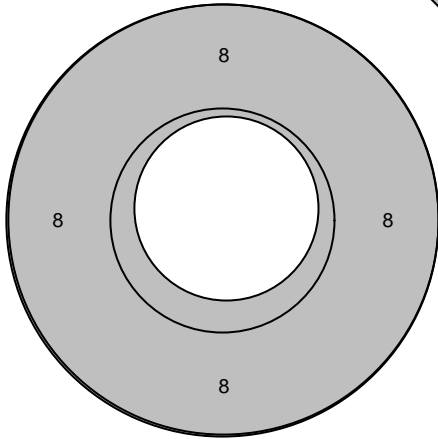
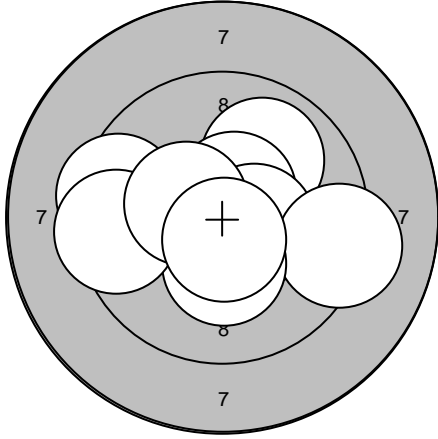
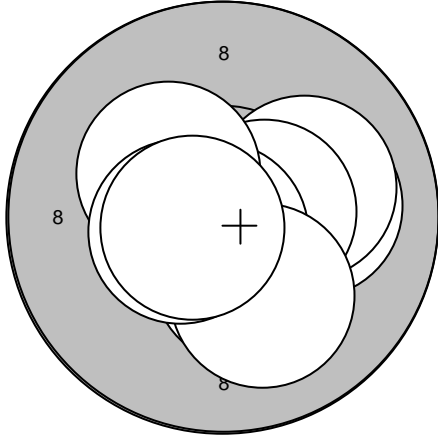
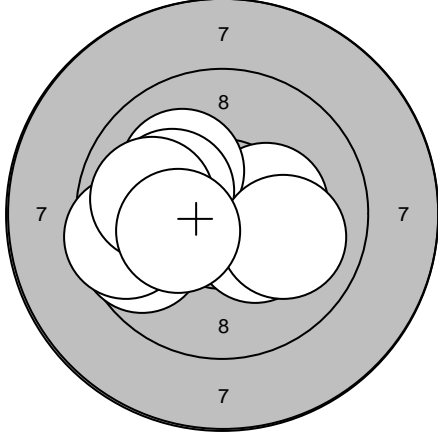
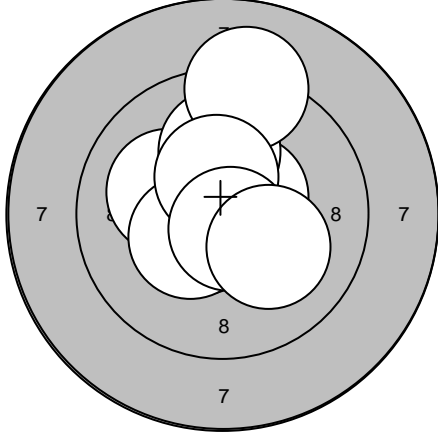
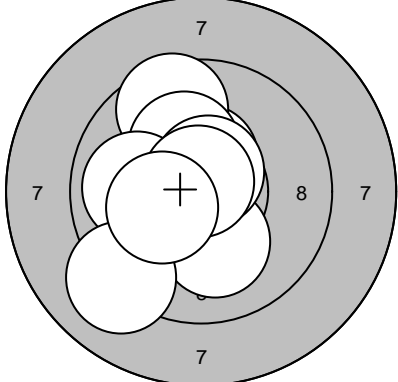
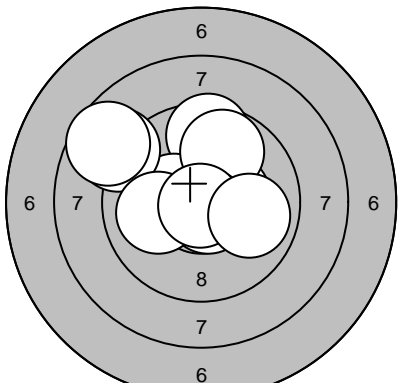
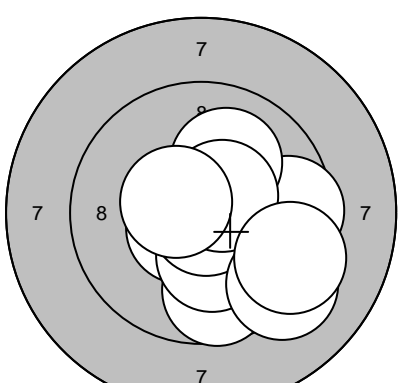
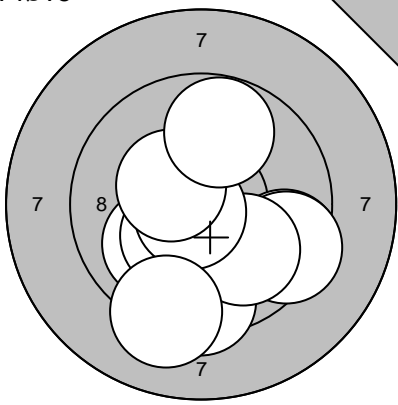
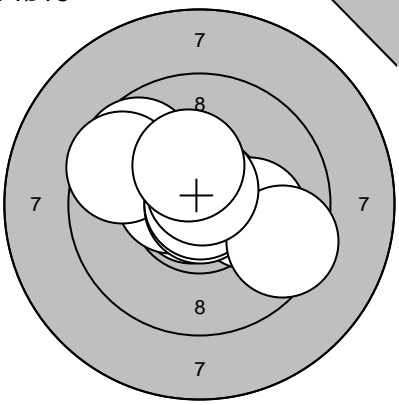
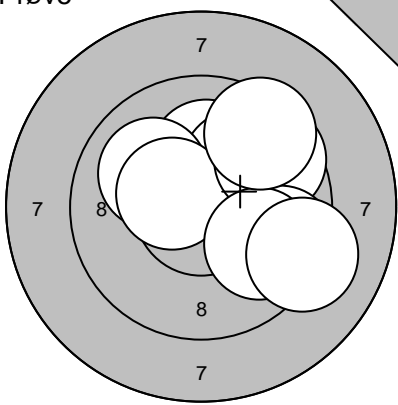
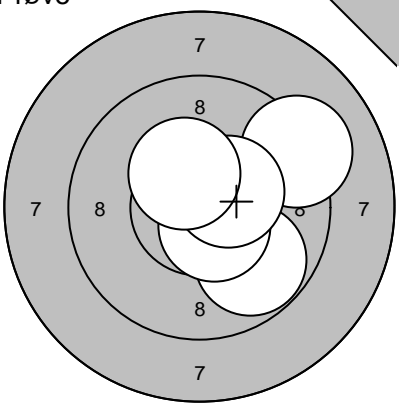
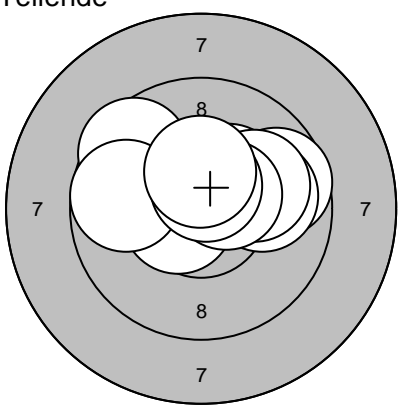
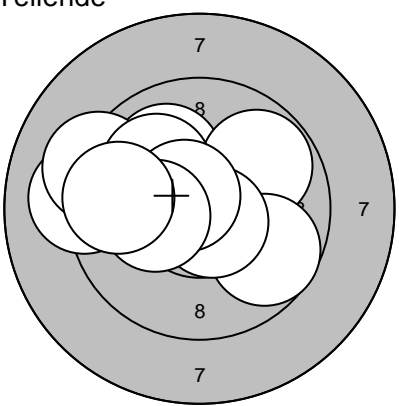
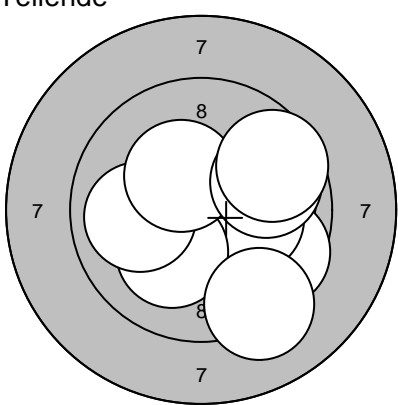
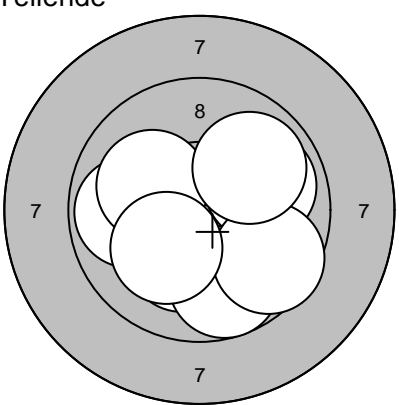
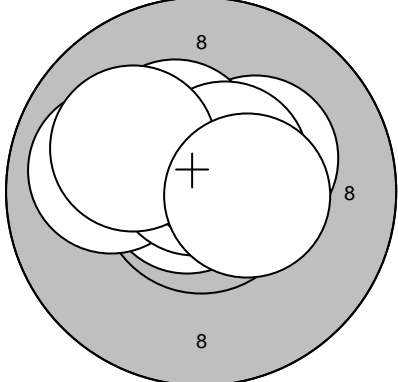
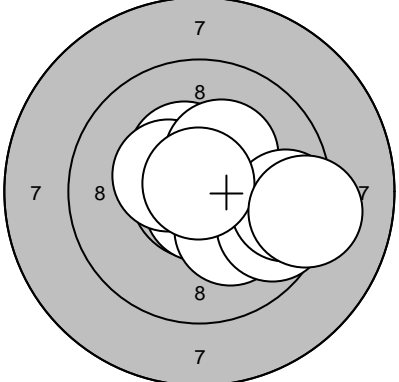
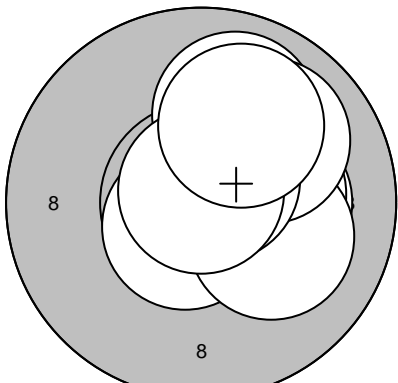
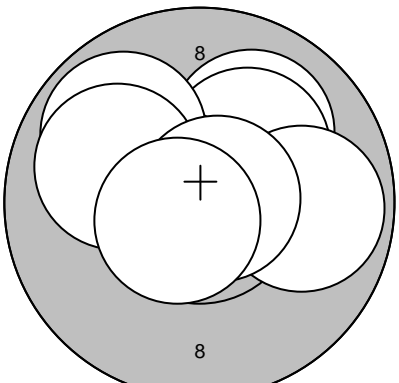
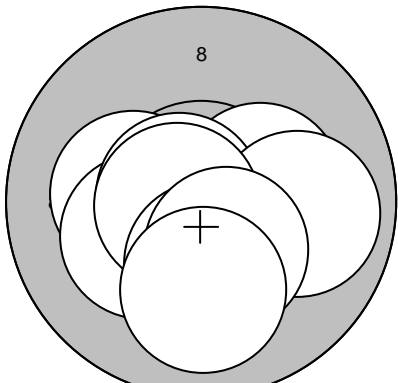
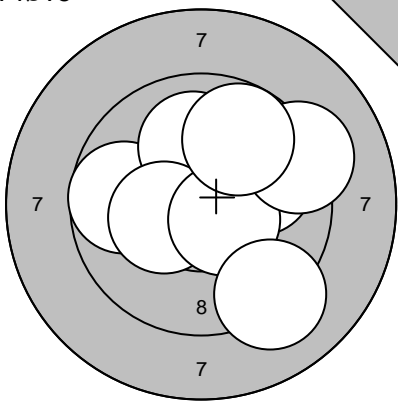
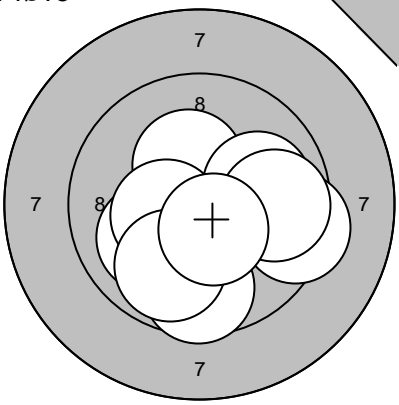
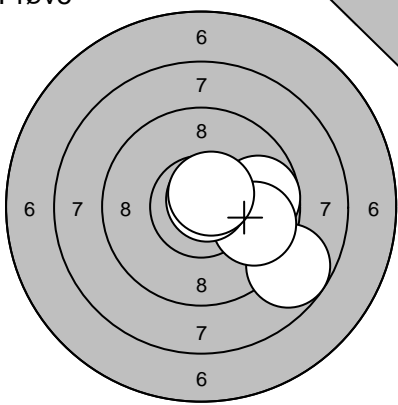
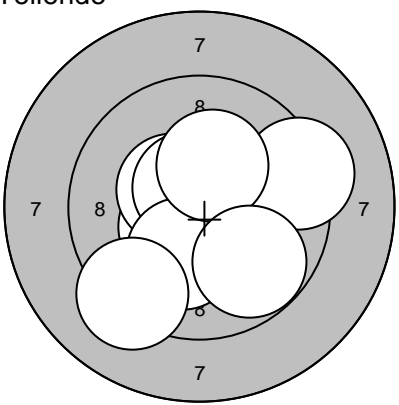
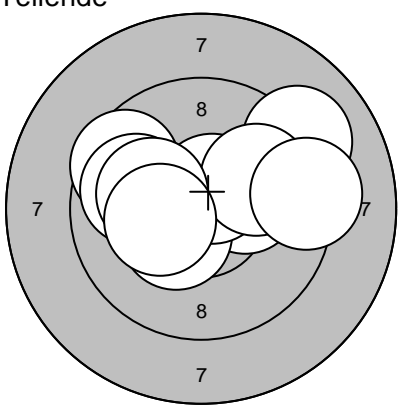
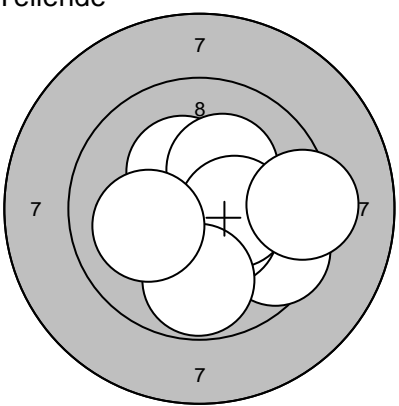
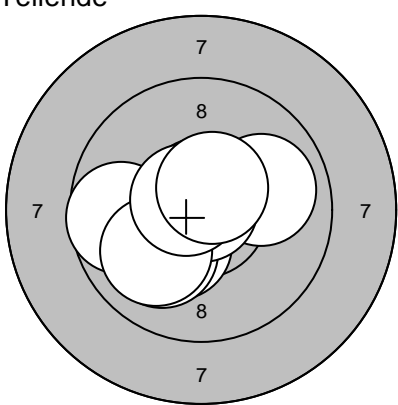


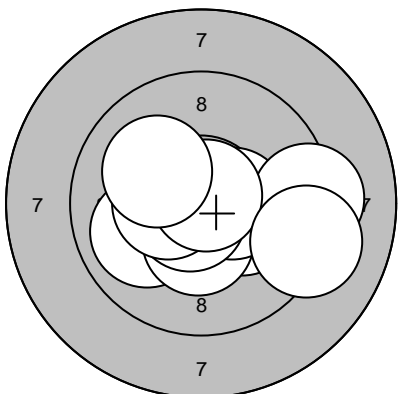
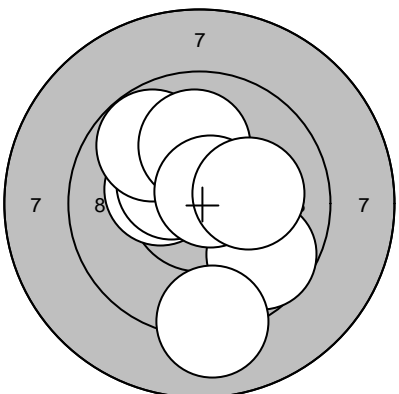
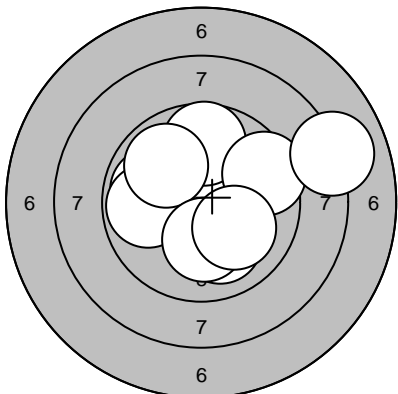
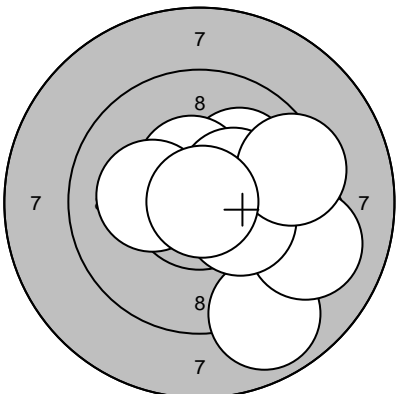
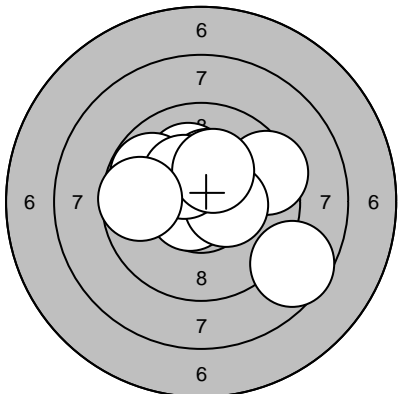
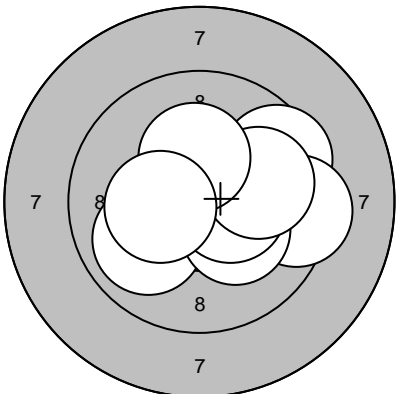
Skjutlag	Tavla		
1	7	Matilda Lindström	
		Ramselefors	
2005-02-05	Skyttiaden Regionsomgång	Umeå Skytteförening	
Prøve		1: 10,1 ↘ 2: 10,3* ↓ 3: 9,5 ↓ 4: 9,6 ← 5: 9,0 → 6: 10,6* → 7: 10,3* ↗ 8: 10,1 → 9: 10,5* ↗ 10: 10,3* ↖	Prøve 
	Serie 97,0		11: 10,9* ↗
	Totalt 0,0		Serie 10,0
			Totalt 0,0
Tellende		1: 10,6* → 2: 10,0 ↗ 3: 10,6* ↗ 4: 9,4 ← 5: 10,5* → 6: 9,2 → 7: 10,3* ↓ 8: 9,4 ← 9: 10,4* ← 10: 10,6* ↓	Tellende 
	Serie 97,0		11: 10,8* →
	Totalt 97,0		12: 10,1 →
			13: 10,4* ↓
			14: 10,1 →
			15: 10,6* →
			16: 10,8* ↓
			17: 10,3* ↗
			18: 10,1 ↓
			19: 10,5* ←
			20: 10,6* ←
	Serie 97,0		Serie 100,0
	Totalt 97,0		Totalt 197,0
Tellende		21: 10,3* ↘ 22: 9,7 ← 23: 10,3* → 24: 9,5 ← 25: 10,3* ← 26: 10,1 ↗ 27: 10,2* ↗ 28: 10,0 → 29: 9,9 ← 30: 10,3* ←	Tellende 
	Serie 97,0		31: 10,6* ←
	Totalt 294,0		32: 10,5* ↗
			33: 10,1 ←
			34: 10,5* ↘
			35: 10,1 ↑
			36: 9,1 ↑
			37: 10,4* ↘
			38: 10,4* ↑
			39: 10,7* ↓
			40: 10,1 ↘
	Serie 97,0		Serie 99,0
	Totalt 294,0		Totalt 393,0

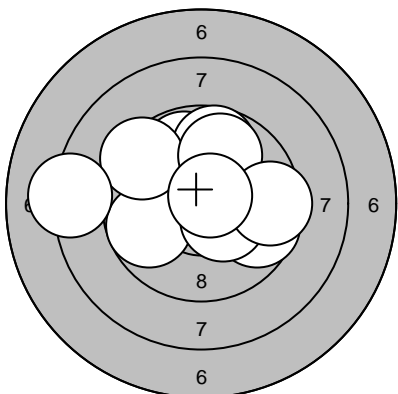
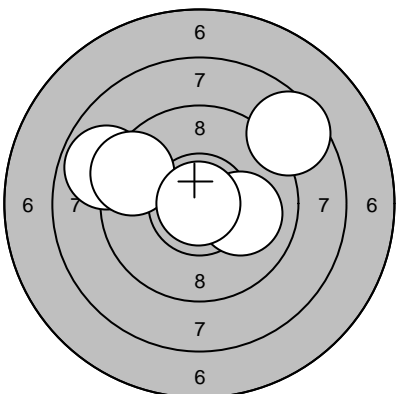
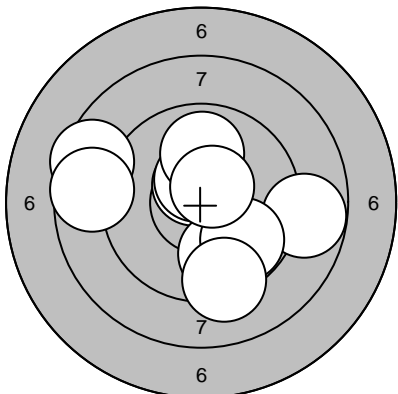
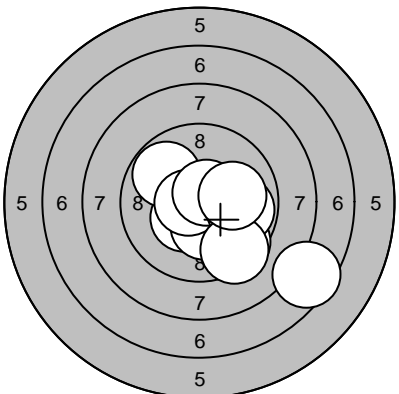
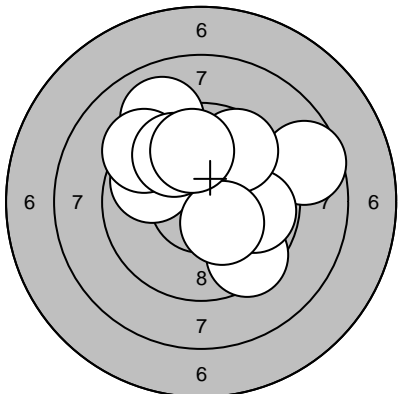
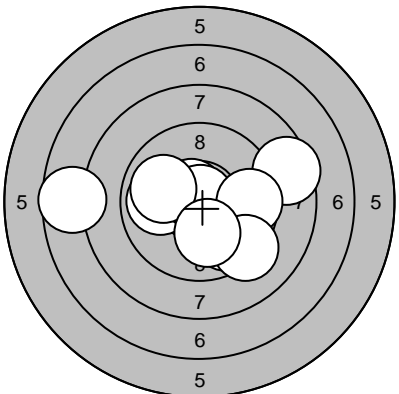
Skjutlag	Tavla	Angelica Hemström	
1	8	Forsträckhed	
2005-02-05	Skyttiaden Regionsomgång	Umeå Skytteförening	
Prøve		1: 10,4* ↑ 2: 9,6 ↑ 3: 10,6* ← 4: 10,2* ↑ 5: 10,1 ↓ 6: 10,6* ↑ 7: 9,9 ← 8: 10,8* ↑ 9: 9,1 ↙ 10: 10,3* ↙ Serie 97,0 Totalt 0,0	Prøve
			11: 10,4* ← 12: 10,0 ↓ 13: 10,1 ↘ 14: 10,5* ↑ Serie 40,0 Totalt 0,0
Tellende		1: 9,6 ↑ 2: 10,4* → 3: 10,4* ← 4: 8,9 ↖ 5: 9,8 ↑ 6: 10,7* ↓ 7: 8,7 ↖ 8: 10,0 ← 9: 10,8* ↓ 10: 9,9 → Serie 93,0 Totalt 93,0	Tellende
			11: 10,4* ← 12: 10,7* ↖ 13: 10,3* ↑ 14: 10,4* ↖ 15: 10,4* ↓ 16: 9,9 → 17: 10,4* ↓ 18: 10,5* ↗ 19: 10,2* → 20: 9,8 → Serie 98,0 Totalt 191,0
Tellende		21: 10,6* ↙ 22: 9,7 ↓ 23: 9,6 → 24: 10,2* ↓ 25: 10,8* ↓ 26: 10,1 ↑ 27: 10,5* ↗ 28: 9,2 ↘ 29: 9,4 → 30: 10,5* ↖ Serie 96,0 Totalt 287,0	Tellende
			31: 9,8 ↗ 32: 10,4* ↖ 33: 10,5* → 34: 10,5* ↘ 35: 10,2* ← 36: 10,8* ↗ 37: 10,3* ↖ 38: 10,5* ↗ 39: 10,4* → 40: 10,6* ← Serie 99,0 Totalt 386,0

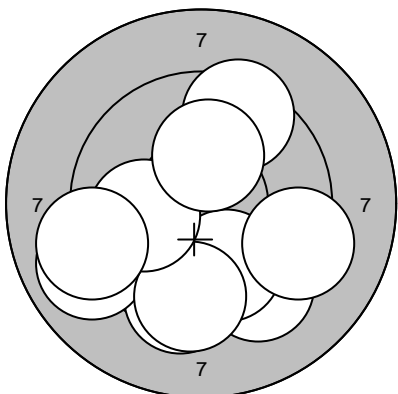
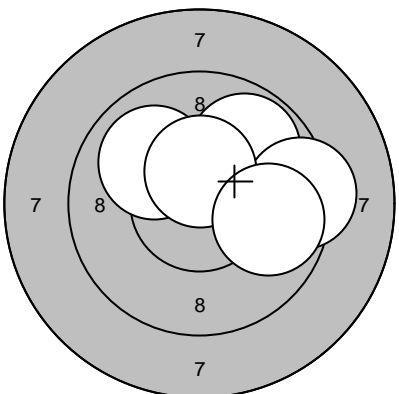
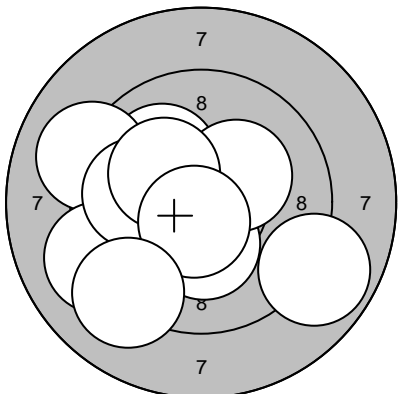
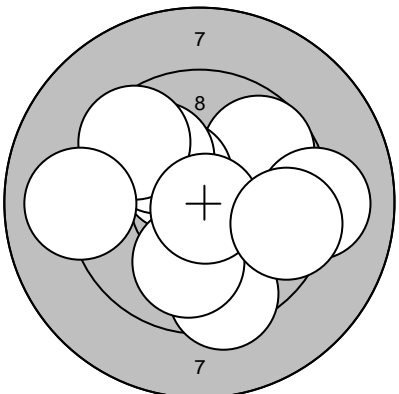
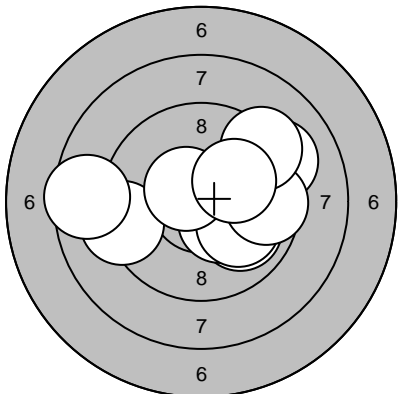
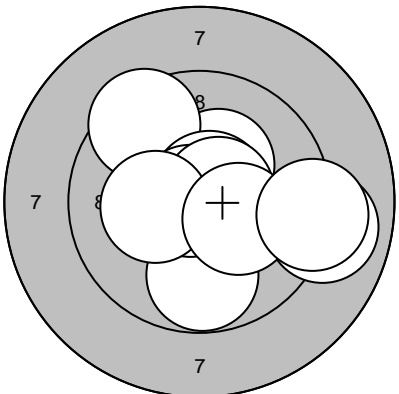
Skjutlag	Tavla		
1	9	Maria Alm	
		Kuben	
2005-02-05	Skyttiaden Regionsomgång	Umeå Skytteförening	
Prøve		1: 9,4 ↓ 2: 10,0 ↙ 3: 9,5 → 4: 10,3* ↙ 5: 9,4 → 6: 10,0 ↙ 7: 10,7* ↙ 8: 9,2 ↓ 9: 10,4* ↖ 10: 9,8 ↑	Prøve 
	Serie 95,0		11: 10,8* ←
	Totalt 0,0		12: 9,7 ↗
			13: 10,1 →
			14: 10,5* ↖
			15: 9,6 ↗
			16: 10,9* ↙
			17: 10,9* ↗
			18: 9,5 →
			19: 10,7* ↑
			20: 10,3* ↑
	Serie 95,0		Serie 97,0
	Totalt 0,0		Totalt 0,0
Prøve		21: 10,2* ↗ 22: 10,1 ↑ 23: 10,1 ↗ 24: 10,0 ↖ 25: 10,5* ↖ 26: 9,6 ↗ 27: 9,6 → 28: 9,9 → 29: 9,2 → 30: 9,5 ↗	Prøve 
	Serie 95,0		31: 9,8 ↙
	Totalt 0,0		32: 10,6* ↙
			33: 9,2 ↗
			34: 10,4* ↗
			35: 10,4* ↑
	Serie 95,0		Serie 48,0
	Totalt 0,0		Totalt 0,0
Tellende		1: 9,7 → 2: 10,0 → 3: 10,3* ↗ 4: 9,6 ↗ 5: 10,6* ← 6: 10,0 → 7: 9,7 ← 8: 10,5* ↗ 9: 10,6* ↑ 10: 10,4* ↑	Tellende 
	Serie 97,0		11: 10,0 ↗
	Totalt 97,0		12: 9,8 ↗
			13: 9,1 ←
			14: 9,7 ↙
			15: 9,2 ↖
			16: 10,0 ↗
			17: 10,7* ↙
			18: 10,6* ↗
			19: 10,3* ←
			20: 9,7 ←
	Serie 97,0		Serie 95,0
	Totalt 97,0		Totalt 192,0
Tellende		21: 10,0 → 22: 10,5* ← 23: 9,6 ↙ 24: 10,2* → 25: 10,1 ↙ 26: 10,0 ← 27: 10,3* ↗ 28: 9,8 → 29: 9,2 ↙ 30: 9,6 ↗	Tellende 
	Serie 96,0		31: 10,1 ↙
	Totalt 288,0		32: 9,9 ←
			33: 10,2* ↙
			34: 9,9 ↙
			35: 9,9 →
			36: 9,7 ↙
			37: 10,1 ↗
			38: 9,6 ↙
			39: 10,2* ↙
			40: 9,9 ↗
	Serie 96,0		Serie 94,0
	Totalt 288,0		Totalt 382,0

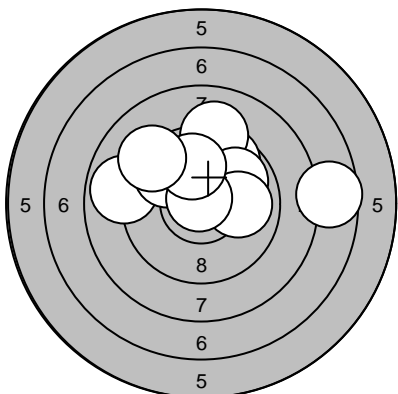
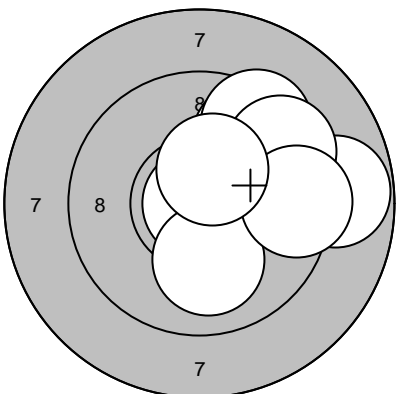
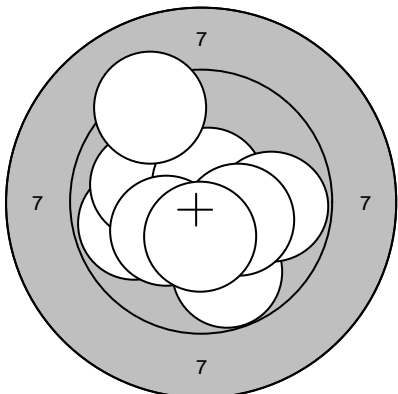
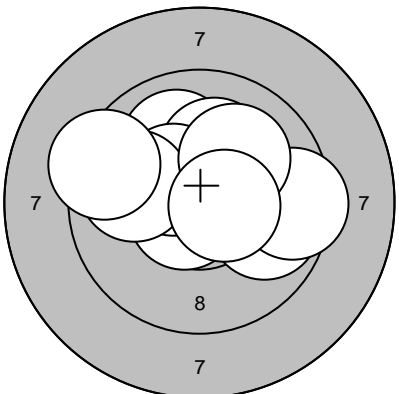
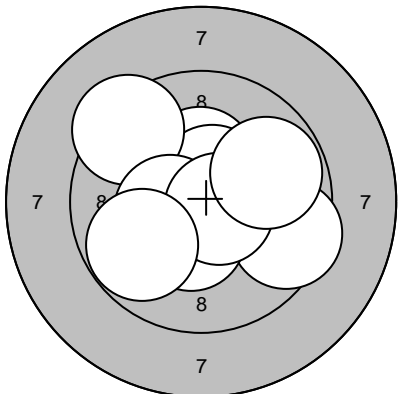
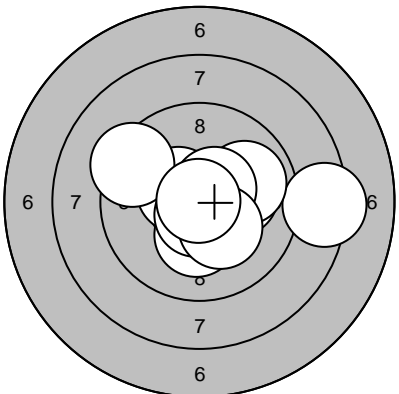
Skjutlag	Tavla	Christofer Olofsson	
1	10	Strömsund	
2005-02-05	Skyttiaden Regionsomgång	Umeå Skytteförening	
Prøve		1: 10,7* ↖ 2: 10,8* ← 3: 10,3* → 4: 10,4* ↗ 5: 10,0 ← 6: 10,7* ↗ 7: 10,6* ↗ 8: 10,1 ↖ 9: 10,5* →	Tellende
	Serie 90,0 Totalt 0,0		1: 10,5* ↗ 2: 10,7* ↓ 3: 10,4* ↗ 4: 10,4* ↖ 5: 10,3* ↗ 6: 10,2* ↓ 7: 9,7 ↘ 8: 9,6 → 9: 10,8* ↑ 10: 9,2 →
	Serie 90,0 Totalt 0,0	Serie 97,0 Totalt 97,0	
Tellende		11: 10,2* → 12: 10,8* ↓ 13: 10,3* → 14: 10,6* ↓ 15: 10,0 ↗ 16: 10,1 → 17: 10,0 ↗ 18: 10,6* ↗ 19: 10,8* ↑ 20: 10,0 ↗	Tellende
	Serie 100,0 Totalt 197,0		21: 10,0 ↗ 22: 10,9* ↓ 23: 10,7* ← 24: 10,2* ↗ 25: 9,9 → 26: 10,6* ↖ 27: 9,9 ↗ 28: 10,0 ↖ 29: 10,7* → 30: 10,6* ↖
	Serie 100,0 Totalt 197,0	Serie 98,0 Totalt 295,0	
Tellende		31: 10,2* ← 32: 10,3* → 33: 10,5* ↖ 34: 10,2* ↖ 35: 10,7* ↖ 36: 9,9 → 37: 10,7* ↖ 38: 10,3* ↓ 39: 10,4* ↓ 40: 10,0 ↓	
	Serie 99,0 Totalt 394,0		

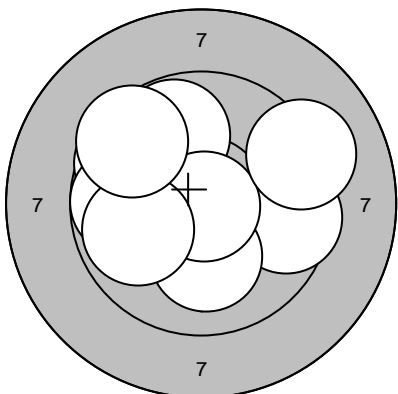
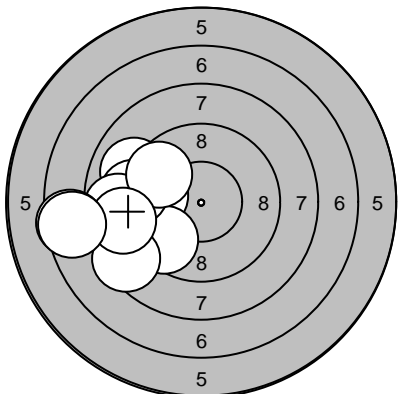
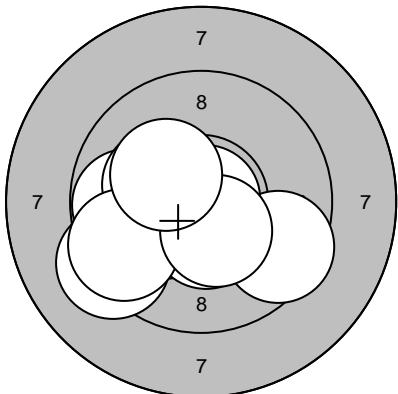
Skjutlag	Tavla	Hanna Strömberg		
		Ramselefors		
2005-02-05	Skyttiaden Regionsomgång	Umeå Skytteförening		
Prøve		1: 10,0 → 2: 10,7* ← 3: 9,7 ← 4: 10,9* ↑ 5: 10,0 ↑ 6: 10,3* ← 7: 10,5* → 8: 9,2 → 9: 9,8 ↗ 10: 9,1 ↘ Serie 96,0 Totalt 0,0	Prøve 	11: 10,5* ↗ 12: 10,3* ↗ 13: 9,4 → 14: 10,0 ← 15: 10,0 → 16: 10,4* ← 17: 9,6 ↓ 18: 9,9 ↓ 19: 9,8 → 20: 10,5* ↘ Serie 96,0 Totalt 0,0
Prøve		21: 9,7 → 22: 8,7 ↘ 23: 9,8 → 24: 10,8* ↗ 25: 10,6* ↗ Serie 46,0 Totalt 0,0	Tellende 	1: 10,4* ← 2: 10,4* ↖ 3: 10,4* ↓ 4: 10,5* ↗ 5: 10,6* ↗ 6: 9,3 → 7: 10,2* ↓ 8: 10,3* ↗ 9: 9,2 ↓ 10: 9,8 ↘ Serie 97,0 Totalt 97,0
Tellende		11: 9,1 ↗ 12: 10,2* → 13: 9,6 ↖ 14: 10,4* ↖ 15: 10,6* ↗ 16: 9,9 ← 17: 10,0 → 18: 10,1 ← 19: 9,3 → 20: 10,3* ← Serie 96,0 Totalt 193,0	Tellende 	21: 10,7* ↘ 22: 10,3* ↗ 23: 10,5* → 24: 9,6 ↘ 25: 10,5* ↘ 26: 10,2* ↗ 27: 10,4* → 28: 9,8 ↓ 29: 9,3 → 30: 10,1 ← Serie 97,0 Totalt 290,0
Tellende		31: 10,3* ↘ 32: 10,5* ← 33: 10,0 → 34: 10,0 ↘ 35: 10,7* ↑ 36: 9,7 ← 37: 10,9* ↗ 38: 10,0 ↘ 39: 10,7* ↖ 40: 10,6* ↗ Serie 99,0 Totalt 389,0		

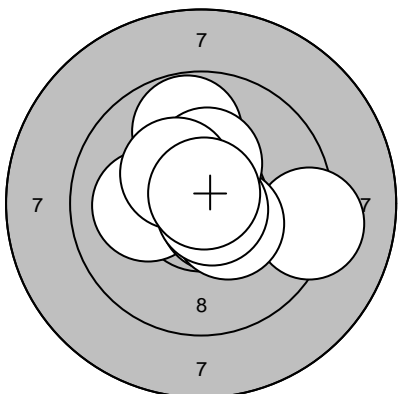
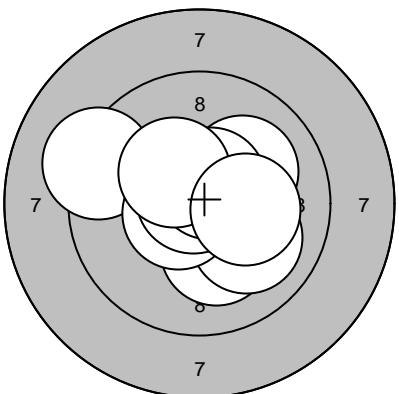
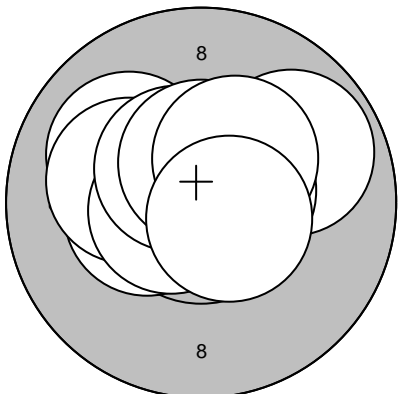
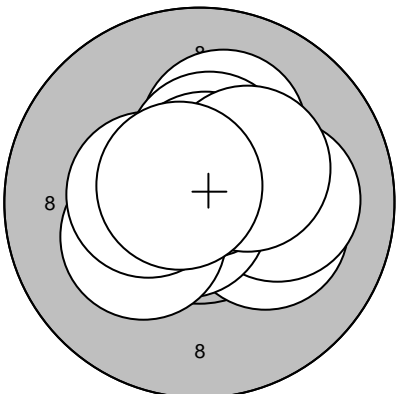
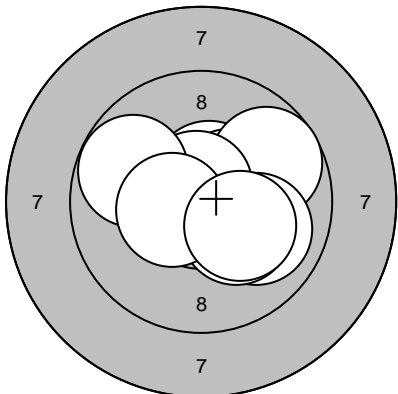
Skjutlag	Tavla	Kristina Juliusson	
1	12	Arvidsjaur	
2005-02-05	Skyttiaden Regionsomgång	Umeå Skytteförening	
Prøve		1: 10,2* → 2: 10,0 ← 3: 10,4* ↓ 4: 10,5* → 5: 10,7* ↓ 6: 10,4* ← 7: 9,3 → 8: 10,8* ↗ 9: 9,2 → 10: 10,1 ↖	Prøve 
	Serie 98,0		11: 10,3* ↖
	Totalt 0,0		12: 10,4* ↗
			13: 9,7 ↘
			14: 9,1 ↓
			15: 9,8 ↗
			16: 10,0 ↑
			17: 10,7* ↗
			18: 10,2* →
			Serie 77,0
			Totalt 0,0
Tellende		1: 10,8* ↓ 2: 10,0 ↓ 3: 9,8 ↑ 4: 9,5 → 5: 8,0 → 6: 9,9 ← 7: 9,8 ← 8: 9,9 ↗ 9: 10,1 ↓ 10: 10,1 ↘	Tellende 
	Serie 93,0		11: 10,1 ↗
	Totalt 93,0		12: 8,9 ↘
			13: 9,5 →
			14: 10,5* ↑
			15: 10,3* ↗
			16: 9,1 ↘
			17: 10,2* ↘
			18: 10,2* ←
			19: 9,4 →
			20: 10,9* →
			Serie 95,0
			Totalt 188,0
Tellende		21: 9,5 → 22: 8,6 ↘ 23: 10,2* ↑ 24: 10,7* ← 25: 10,3* ↑ 26: 10,4* → 27: 9,8 ↖ 28: 10,4* ↗ 29: 10,3* ↑ 30: 9,7 ←	Tellende 
	Serie 95,0		31: 9,6 ↗
	Totalt 283,0		32: 9,4 →
			33: 10,6* ↗
			34: 10,0 ↖
			35: 10,7* ↗
			36: 10,2* ↘
			37: 10,4* →
			38: 10,0 →
			39: 10,3* ↑
			40: 10,3* ←
			Serie 98,0
			Totalt 381,0

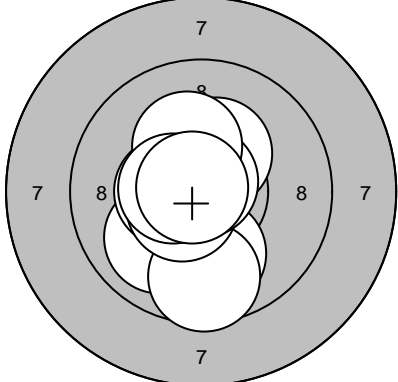
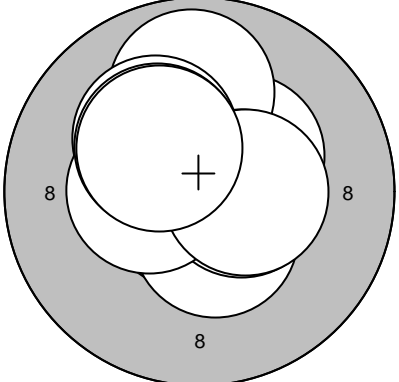
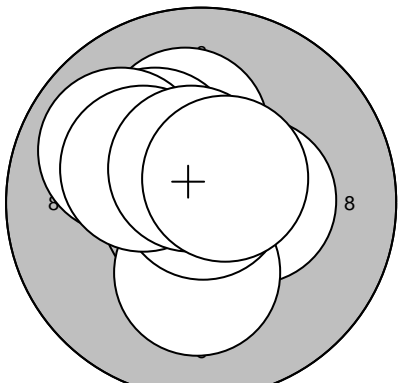
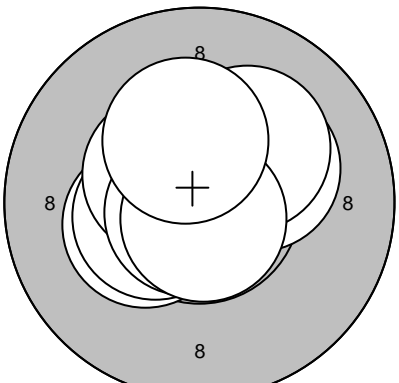
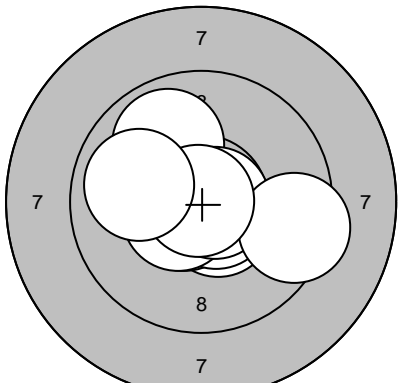
Skjutlag	Tavla	Rickard Lövgren	
1	13	Ö-vik	
2005-02-05	Skyttiaden Regionsomgång	Umeå Skytteförening	
Prøve		1: 9,7 → 2: 9,8 ← 3: 9,8 ↑ 4: 9,8 ↑ 5: 10,4* ↘ 6: 9,4 ↗ 7: 9,9 ↑ 8: 9,5 → 9: 10,7* ↗ 10: 8,2 ←	Prøve 
	Serie 91,0		11: 8,9 ←
	Totalt 0,0		12: 9,5 ←
			13: 8,6 ↗
			14: 10,1 →
			15: 10,9* ↓
		Serie 45,0	
		Totalt 0,0	
Tellende		1: 8,8 → 2: 8,5 ← 3: 8,7 ← 4: 10,6* ↑ 5: 9,8 ↓ 6: 9,8 ↓ 7: 10,5* ↑ 8: 9,2 ↓ 9: 9,9 ↑ 10: 10,6* ↗	Tellende 
	Serie 90,0		11: 9,5 ↓
	Totalt 90,0		12: 10,4* ↓
			13: 10,3* ↓
			14: 7,6 ↓
			15: 9,9 ↗
			16: 10,7* ←
			17: 10,7* ↗
			18: 9,8 →
			19: 9,4 ↓
			20: 10,1 →
		Serie 93,0	
		Totalt 183,0	
Tellende		21: 9,8 ← 22: 9,5 ↓ 23: 8,6 → 24: 9,8 → 25: 9,7 ↗ 26: 9,0 ↗ 27: 10,3* ↓ 28: 9,4 ↗ 29: 9,8 ↗ 30: 9,9 ↑	Tellende 
	Serie 90,0		31: 8,5 →
	Totalt 273,0		32: 10,0 ←
			33: 10,7* ↗
			34: 10,9* ↑
			35: 9,8 ↓
			36: 7,7 ←
			37: 9,6 →
			38: 9,2 ↓
			39: 10,0 ←
			40: 10,1 ↓
		Serie 92,0	
		Totalt 365,0	

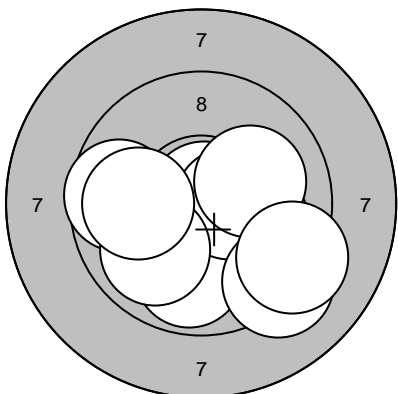
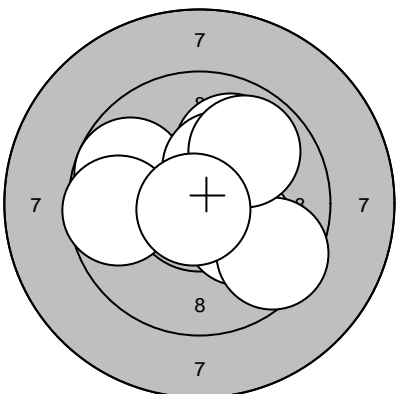
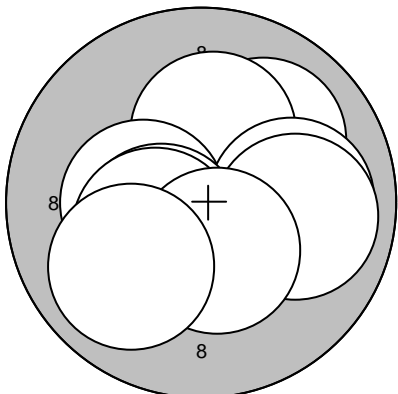
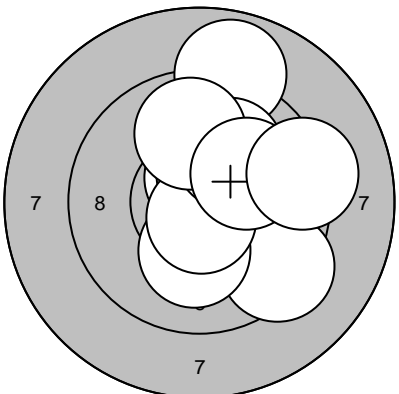
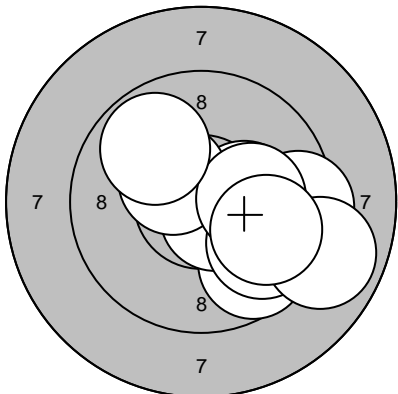
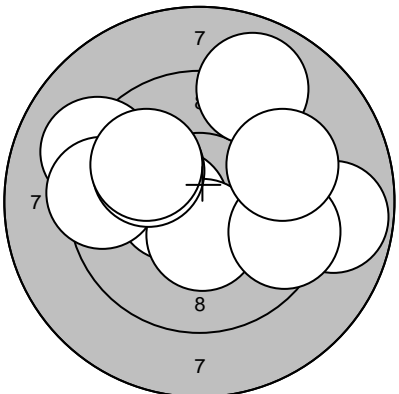
Skjutlag	Tavla	Kristian Olsson		
1	14	Aspås		
2005-02-05	Skyttiaden Regionsomgång	Umeå Skytteförening		
Prøve		1: 9,4 ↘ 2: 9,4 ↓ 3: 9,9 ↓ 4: 9,0 ← 5: 9,5 ↓ 6: 10,0 ← 7: 9,5 ↑ 8: 9,1 ← 9: 9,3 → 10: 10,2* ↑ Serie 92,0 Totalt 0,0	Prøve 	11: 9,9 ↗ 12: 10,0 ↖ 13: 9,3 → 14: 10,4* ↑ 15: 9,8 → Serie 47,0 Totalt 0,0
Tellende		1: 10,3* ↓ 2: 10,0 ↗ 3: 8,9 → 4: 9,1 ↖ 5: 10,3* ↗ 6: 9,1 ← 7: 10,0 ← 8: 10,2* ↗ 9: 10,6* ↓ 10: 9,1 ↖ Serie 95,0 Totalt 95,0	Tellende 	11: 9,7 ↗ 12: 9,1 → 13: 10,4* ↗ 14: 9,4 ↓ 15: 10,0 ↓ 16: 10,0 ↗ 17: 9,6 ↗ 18: 9,1 ← 19: 10,8* ↓ 20: 9,5 → Serie 94,0 Totalt 189,0
Tellende		21: 9,9 ↘ 22: 10,4* ↓ 23: 9,3 ← 24: 10,1 → 25: 9,2 ↗ 26: 8,6 ← 27: 9,6 → 28: 9,3 ↗ 29: 10,5* ↗ 30: 10,1 ↗ Serie 93,0 Totalt 282,0	Tellende 	31: 10,3* ↗ 32: 9,5 ↖ 33: 10,7* ↗ 34: 9,0 → 35: 9,8 ↓ 36: 10,8* ← 37: 10,6* ↗ 38: 10,3* ← 39: 10,3* ↘ 40: 9,2 → Serie 96,0 Totalt 378,0

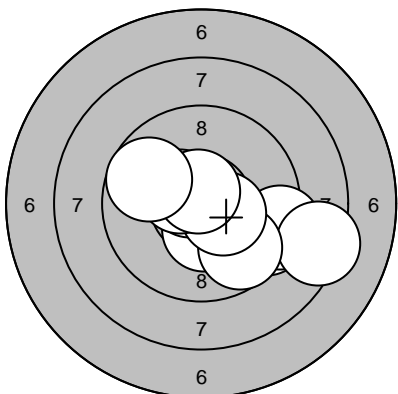
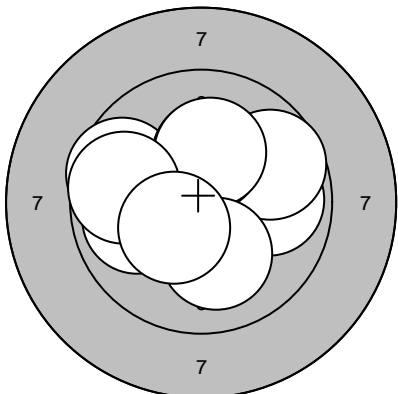
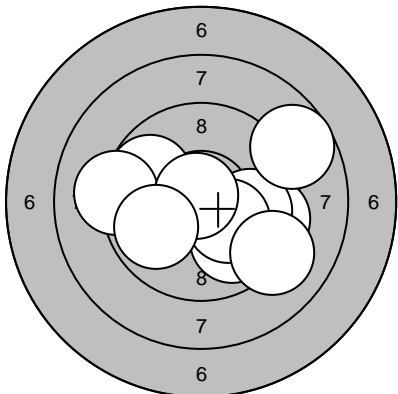
Skjutlag	Tavla	Simon Jonsson		
1	15	Bastuträsk		
2005-02-05	Skyttiaden Regionsomgång	Umeå Skytteförening		
Prøve		1: 8,9 ← 2: 9,7 ↗ 3: 9,8 ↖ 4: 9,2 ↑ 5: 9,9 ↗ 6: 7,6 → 7: 10,0 → 8: 10,8* ↑ 9: 10,0 ↑ 10: 9,2 ↖ Serie 90,0 Totalt 0,0	Prøve 	11: 9,7 ↗ 12: 8,8 → 13: 10,2* → 14: 9,4 ↗ 15: 10,6* ↘ 16: 10,9* ← 17: 9,4 ↗ 18: 10,1 ↓ 19: 9,4 → 20: 10,4* ↑ Serie 94,0 Totalt 0,0
Tellende		1: 9,8 ← 2: 9,8 ↓ 3: 10,6* ↓ 4: 10,1 ← 5: 10,6* ↑ 6: 9,8 → 7: 10,2* ↖ 8: 10,3* ↗ 9: 10,4* ↓ 10: 9,3 ↖ Serie 96,0 Totalt 96,0	Tellende 	11: 9,9 → 12: 10,7* ↖ 13: 10,0 ↖ 14: 10,2* ↑ 15: 10,4* ↖ 16: 9,5 → 17: 9,9 ← 18: 10,1 ↗ 19: 9,4 ← 20: 10,6* → Serie 96,0 Totalt 192,0
Tellende		21: 9,5 → 22: 10,5* ↗ 23: 10,3* ↑ 24: 10,6* ↗ 25: 10,4* ↓ 26: 9,3 ↖ 27: 10,4* ← 28: 10,6* → 29: 9,8 → 30: 9,8 ↖ Serie 96,0 Totalt 288,0	Tellende 	31: 10,5* ↖ 32: 8,3 → 33: 10,3* ↓ 34: 9,4 ↖ 35: 10,7* ↓ 36: 10,2* → 37: 9,9 → 38: 10,6* ↗ 39: 10,2* ↘ 40: 10,9* ↖ Serie 96,0 Totalt 384,0

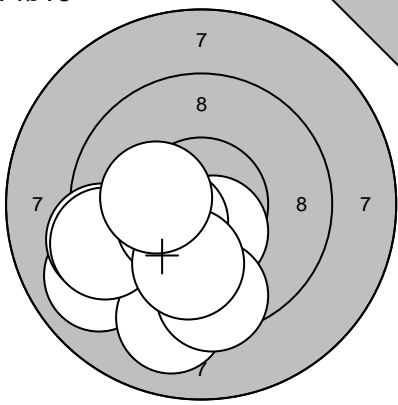
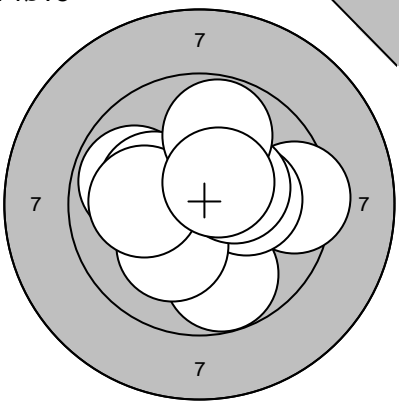
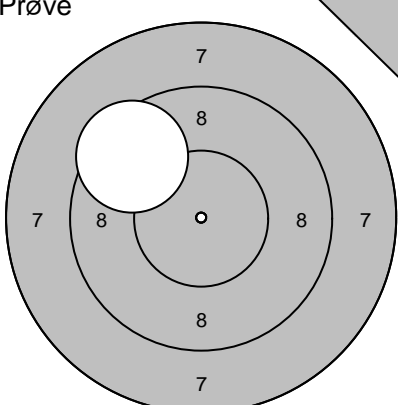
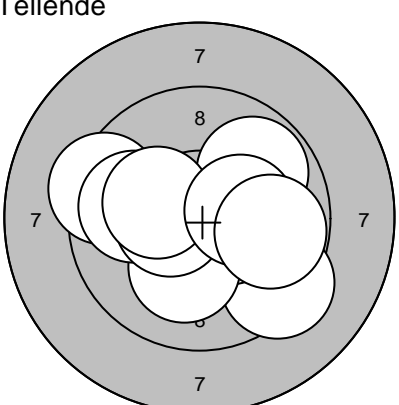
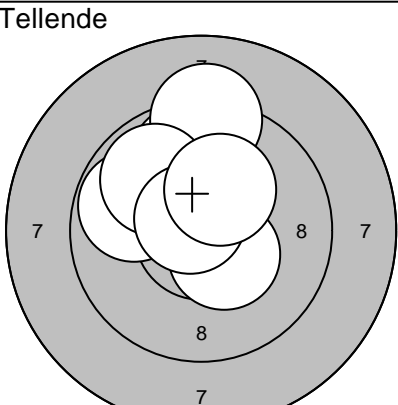
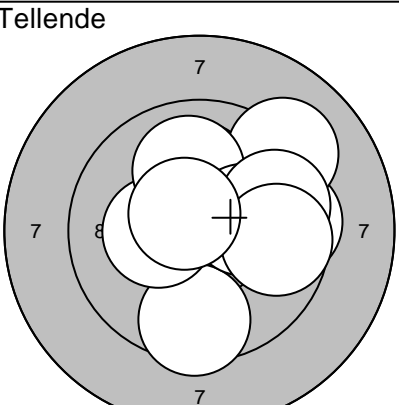
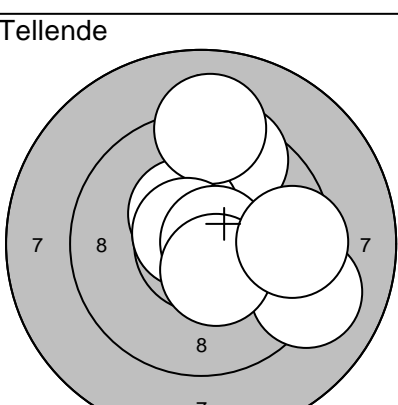
Skjutlag	Tavla	Ingela Gustafsson	
1	16	I 19	
2005-02-05	Skyttiaden Regionsomgång	Umeå Skytteförening	
Prøve		1: 9,7 ↖ 2: 10,2* ↗ 3: 9,8 ↗ 4: 9,6 → 5: 10,1 ↓ 6: 9,8 ← 7: 10,9* ↓ 8: 9,2 → 9: 9,9 ← 10: 9,5 ↖	Prøve
		11: 8,7 ↗ 12: 10,5* ← 13: 9,3 ← 14: 9,8 ← 15: 9,9 ↓ 16: 9,7 → 17: 9,2 ↙ 18: 9,1 ← 19: 10,0 ↓ 20: 8,5 ←	
		Serie 93,0 Totalt 0,0	Serie 90,0 Totalt 0,0
Tellende		1: 9,0 ↖ 2: 9,8 ← 3: 9,6 ↙ 4: 9,2 ← 5: 8,8 ← 6: 9,7 ↗ 7: 8,5 ↙ 8: 8,9 ← 9: 7,5 ← 10: 7,5 ←	Tellende
		11: 9,1 ← 12: 9,8 ↓ 13: 10,4* ↓ 14: 9,0 ↙ 15: 10,0 ← 16: 9,4 ↓ 17: 8,4 ← 18: 9,7 ↙ 19: 9,4 ↓ 20: 9,5 ↖	
		Serie 83,0 Totalt 83,0	Serie 91,0 Totalt 174,0
Tellende		21: 10,3* ↙ 22: 9,3 ↙ 23: 9,8 ← 24: 9,5 → 25: 10,2* ↖ 26: 10,9* → 27: 10,5* ↓ 28: 9,5 ← 29: 10,4* ↓ 30: 10,2* ↖	Tellende
		31: 10,5* ↓ 32: 9,9 ↓ 33: 9,5 ↗ 34: 9,7 ↖ 35: 10,6* ↖ 36: 10,6* → 37: 9,2 ← 38: 9,9 ← 39: 10,1 ← 40: 10,3* →	
		Serie 96,0 Totalt 270,0	Serie 95,0 Totalt 365,0

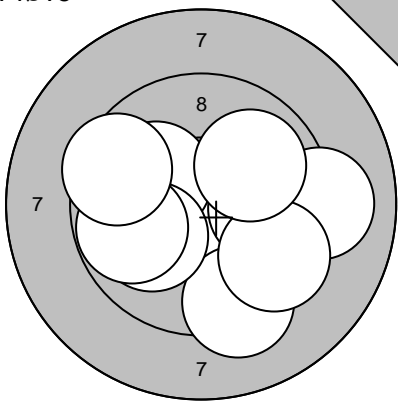
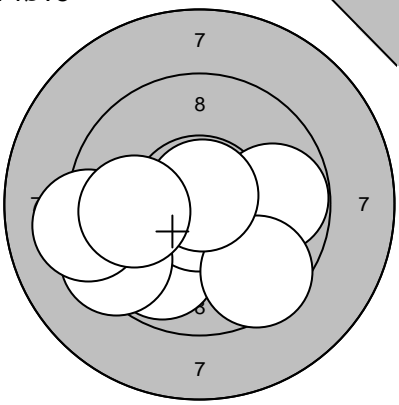
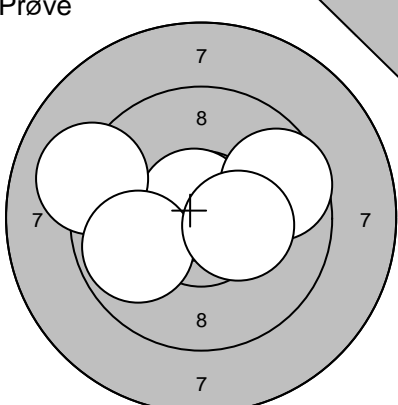
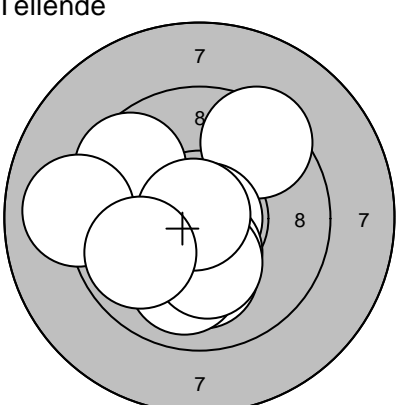
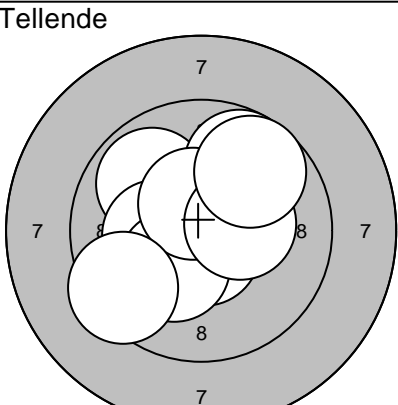
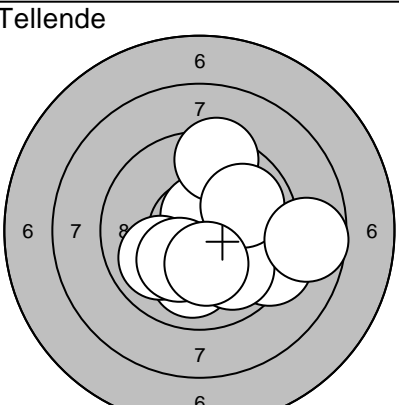
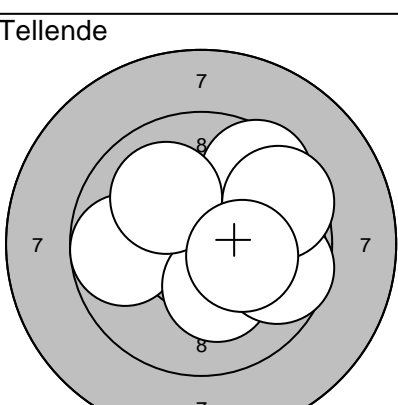
Skjutlag	Tavla	Christian Lejon		
1	21	Umeå		
2005-02-05	Skyttiaden Regionsomgång	Umeå Skytteförening		
Prøve		1: 10,1 ← 2: 9,8 ↑ 3: 9,2 → 4: 10,7* ↓ 5: 10,4* ↓ 6: 10,7* → 7: 10,4* ↑ 8: 10,3* ↑ 9: 10,3* ↖ 10: 10,8* ↑ Serie 98,0 Totalt 0,0	Tellende 	1: 10,3* ↗ 2: 10,1 ↗ 3: 10,2* ↓ 4: 9,3 ← 5: 10,0 ↓ 6: 10,6* ← 7: 10,8* ↖ 8: 10,6* ↗ 9: 10,3* ↗ 10: 10,2* → Serie 99,0 Totalt 99,0
Tellende		11: 9,9 ↗ 12: 10,4* ← 13: 10,0 ↖ 14: 10,2* ← 15: 10,6* → 16: 10,6* ← 17: 10,5* ↗ 18: 10,5* ↑ 19: 10,4* ↗ 20: 10,6* ↘ Serie 99,0 Totalt 198,0	Tellende 	21: 10,2* → 22: 10,1 → 23: 10,2* ↑ 24: 10,4* ↑ 25: 10,7* ↙ 26: 10,7* ↑ 27: 10,3* ← 28: 10,3* ↗ 29: 10,4* ← 30: 10,7* ↖ Serie 100,0 Totalt 298,0
Tellende		31: 10,6* ↑ 32: 10,4* ↗ 33: 10,8* ↗ 34: 9,8 → 35: 10,7* ↑ 36: 10,0 ↓ 37: 10,2* ↓ 38: 9,8 ↖ 39: 10,5* ← 40: 10,2* ↓ Serie 98,0 Totalt 396,0		

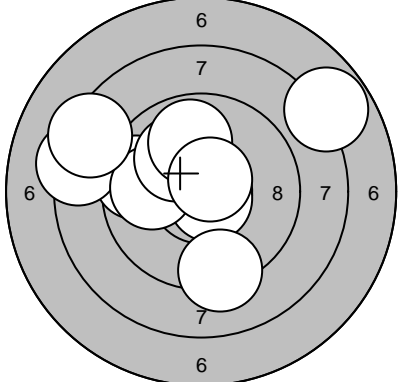
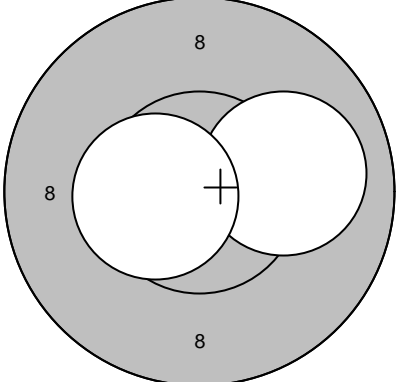
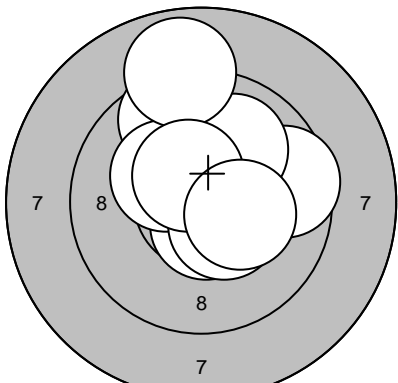
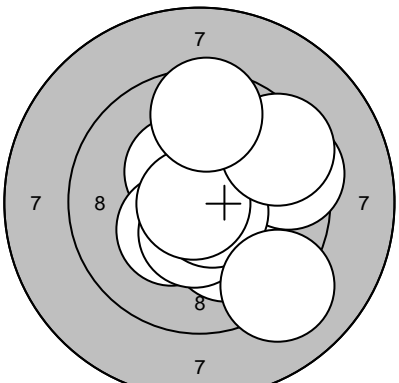
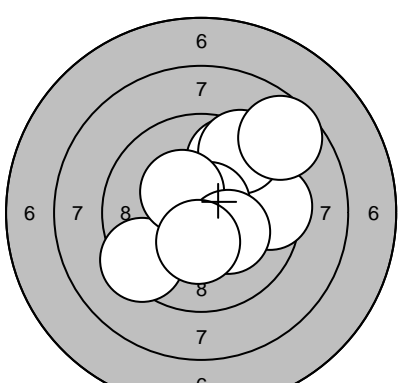
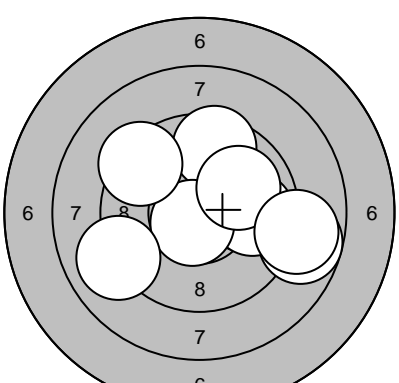
Skjutlag	Tavla	Irene Helmersson		
1	22			
		Forstråskhed		
2005-02-05	Skyttiaden Regionsomgång	Umeå Skytteförening		
Prøve		1: 10,0 ↓ 2: 10,0 ↙ 3: 9,6 ↓ 4: 10,3* ↑ 5: 10,5* ← 6: 10,6* ↙ 7: 10,8* ↑ 8: 10,2* ↑ 9: 10,5* ← 10: 10,8* ↙	Tellende 	1: 10,4* ↗ 2: 10,6* ↓ 3: 9,9 ↑ 4: 10,2* ↗ 5: 10,4* ↓ 6: 10,5* → 7: 10,4* ← 8: 10,5* → 9: 10,3* ↗ 10: 10,3* ↗
	Serie 99,0	Serie 99,0	Serie 99,0	
	Totalt 0,0	Totalt 99,0	Totalt 99,0	
Tellende		11: 10,2* ↑ 12: 10,7* ↗ 13: 10,4* → 14: 10,2* ↓ 15: 10,2* ↗ 16: 10,9* ↑ 17: 9,9 ↗ 18: 10,2* ↙ 19: 10,6* ↑ 20: 10,6* ↗	Tellende 	21: 10,6* ↑ 22: 10,3* ↗ 23: 10,6* ← 24: 10,3* ↙ 25: 10,2* ↗ 26: 10,4* ← 27: 10,5* ↙ 28: 10,8* ↙ 29: 10,8* ↓ 30: 10,3* ↑
	Serie 99,0	Serie 100,0	Serie 100,0	
	Totalt 198,0	Totalt 298,0	Totalt 298,0	
Tellende		31: 10,7* ↓ 32: 9,9 ↗ 33: 10,5* ↓ 34: 10,6* ↙ 35: 10,6* ↓ 36: 10,5* ↙ 37: 10,7* → 38: 9,4 → 39: 10,9* ← 40: 9,9 ↙		
	Serie 97,0			
	Totalt 395,0			

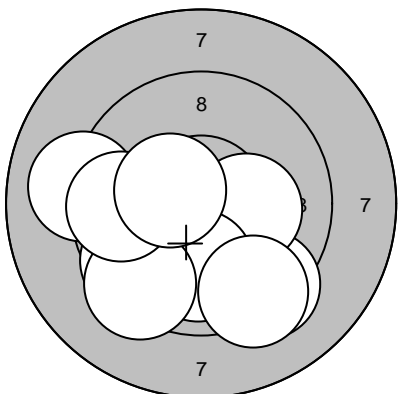
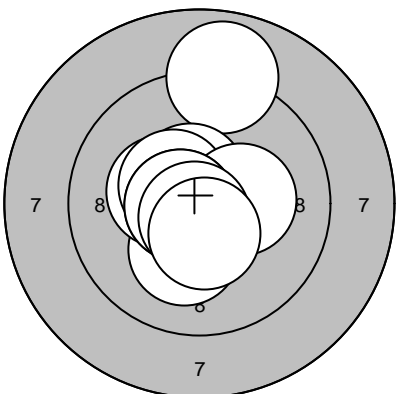
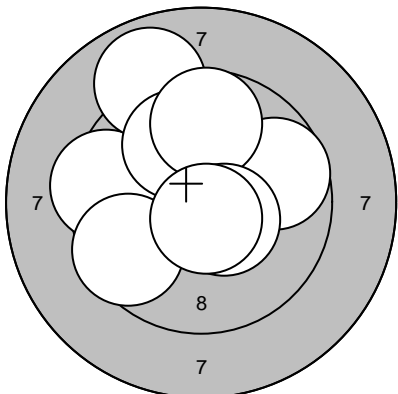
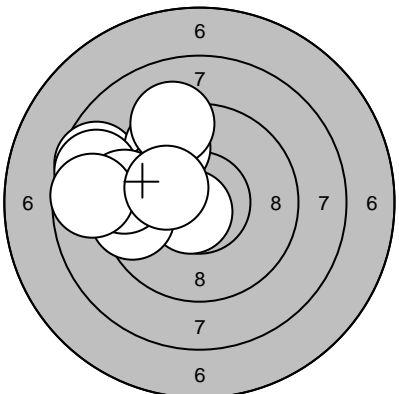
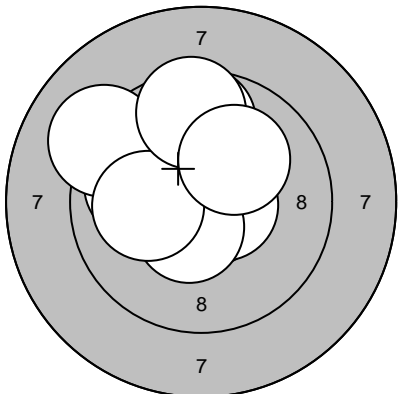
Skjutlag	Tavla	Hanna Östman	
1	23	Ö-vik	
2005-02-05	Skyttiaden Regionsomgång	Umeå Skytteförening	
Prøve		1: 9,7 ↘ 2: 9,9 ↓ 3: 10,8* ↑ 4: 10,5* → 5: 9,7 ← 6: 10,1 → 7: 9,9 ↙ 8: 9,9 ← 9: 9,2 ↘ 10: 9,3 ↘	Prøve 
	Serie 93,0		11: 9,8 ↙
	Totalt 0,0		12: 9,7 ←
			13: 10,0 ↗
			14: 10,2* ↘
			15: 10,3* ↗
			16: 9,5 ↘
			17: 9,9 ↗
			18: 10,8* ↙
	Serie 93,0		Serie 76,0
	Totalt 0,0		Totalt 0,0
Tellende		1: 10,2* ↑ 2: 10,0 ↗ 3: 10,2* ↑ 4: 10,3* ← 5: 10,0 → 6: 9,9 → 7: 10,4* ← 8: 10,4* ← 9: 10,4* ↓ 10: 9,9 ↙	Tellende 
	Serie 98,0		11: 10,6* ↑
	Totalt 98,0		12: 9,3 ↘
			13: 10,2* ↓
			14: 10,5* ↗
			15: 10,7* ↓
			16: 8,9 ↑
			17: 10,1 ↗
			18: 9,9 ↑
			19: 10,1 ↗
			20: 9,3 →
	Serie 98,0		Serie 95,0
	Totalt 98,0		Totalt 193,0
Tellende		21: 9,4 → 22: 10,3* → 23: 9,7 ↘ 24: 10,6* ↘ 25: 9,8 ↘ 26: 10,4* ↗ 27: 8,9 ↘ 28: 10,2* → 29: 9,8 ↘ 30: 9,9 ↗	Tellende 
	Serie 93,0		31: 10,5* ←
	Totalt 286,0		32: 10,4* ↓
			33: 9,0 ↗
			34: 8,8 →
			35: 9,5 →
			36: 9,2 ↙
			37: 9,4 ←
			38: 10,0 ↗
			39: 9,5 →
			40: 9,9 ↙
	Serie 93,0		Serie 92,0
	Totalt 286,0		Totalt 378,0

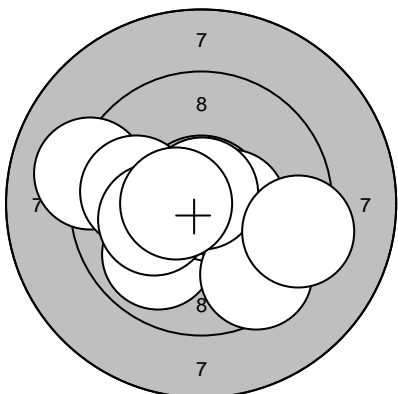
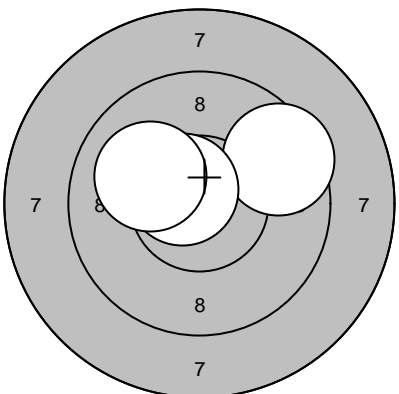
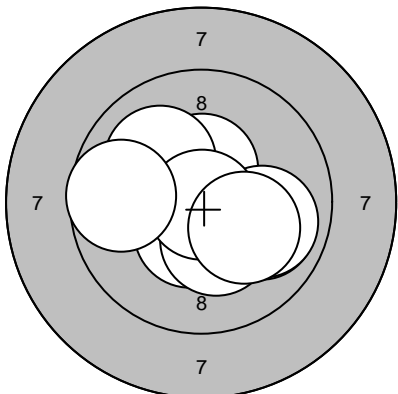
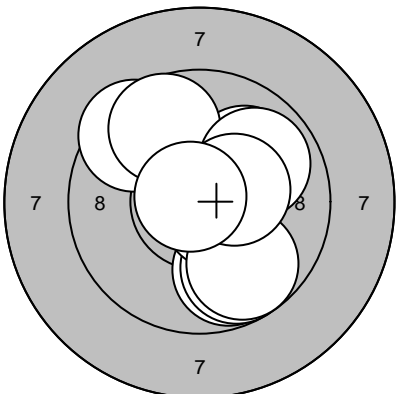
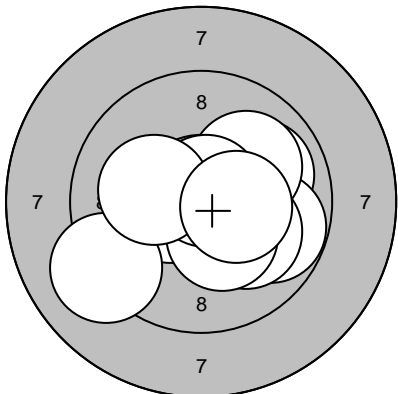
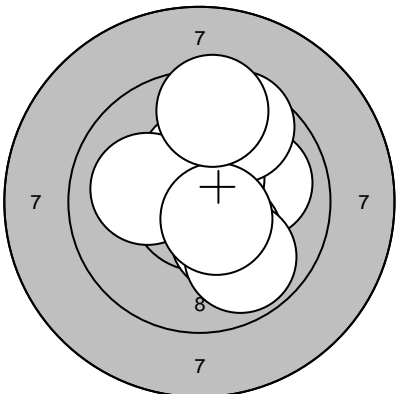
Skjutlag	Tavla	Mikael Olofsson	
1		24	
Fältjägarna			
2005-02-05		Skyttiaden Regionsomgång	
Umeå Skytteförening			
Prøve		1: 10,4* ↓ 2: 10,7* ↗ 3: 9,4 → 4: 9,2 → 5: 8,4 → 6: 9,7 ↘ 7: 10,4* → 8: 10,5* ↗ 9: 10,7* ↑ 10: 9,8 ↖	Tellende
		Serie 94,0 Totalt 0,0	1: 10,7* ← 2: 10,1 ↑ 3: 9,8 ↘ 4: 9,8 → 5: 9,5 ↗ 6: 10,5* ↗ 7: 10,6* → 8: 9,5 ← 9: 9,9 ↗ 10: 9,2 ←
			Serie 94,0 Totalt 94,0
Tellende		11: 10,4* → 12: 9,9 ← 13: 9,9 → 14: 9,6 ↖ 15: 9,7 ↗ 16: 10,2* ↑ 17: 10,2* ↑ 18: 9,7 ← 19: 10,1 ↓ 20: 10,4* ↙	Tellende
		Serie 95,0 Totalt 189,0	21: 9,1 ↗ 22: 10,3* ↗ 23: 10,2* ↖ 24: 10,0 → 25: 9,9 ↘ 26: 10,1 ↑ 27: 10,6* ↘ 28: 10,5* ↘ 29: 8,6 → 30: 10,0 ↑
			Serie 96,0 Totalt 285,0
Tellende		31: 9,9 ↘ 32: 9,8 ↗ 33: 9,5 → 34: 9,9 → 35: 9,2 ← 36: 8,7 ↗ 37: 10,3* ↘ 38: 10,8* ↗ 39: 9,1 ↓ 40: 9,9 ↙	
		Serie 91,0 Totalt 376,0	

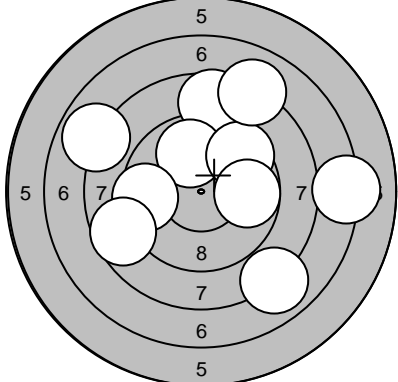
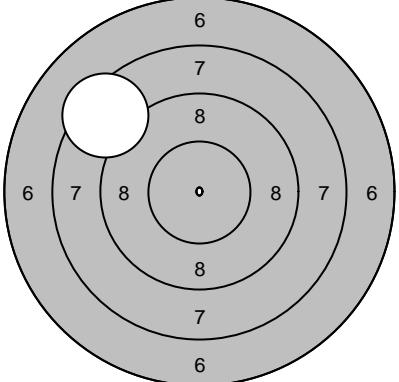
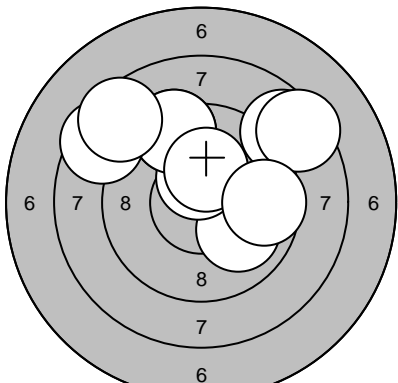
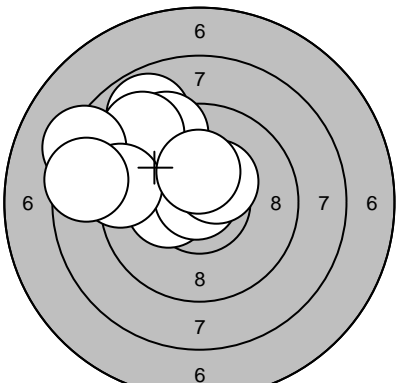
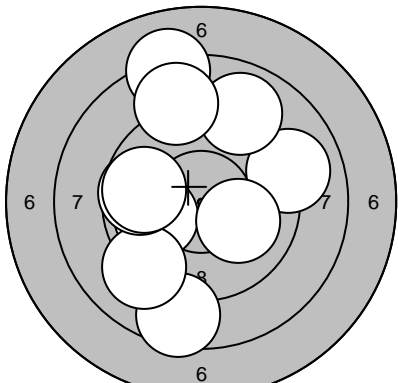
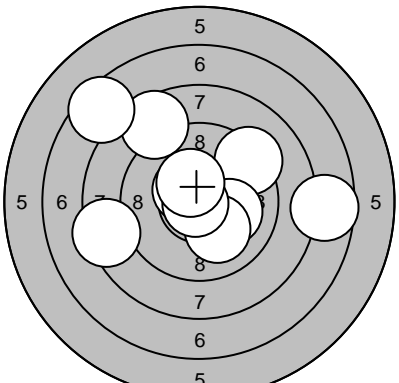
Skjutlag	Tavla			
1	25	Mikael Lundström		
		Flarken		
2005-02-05	Skyttiaden Regionsomgång	Umeå Skytteförening		
Prøve		1: 9,9 ↓ 2: 9,0 ↙ 3: 9,3 ← 4: 9,1 ↓ 5: 10,5* ↓ 6: 9,5 ↓ 7: 9,3 ← 8: 10,4* ← 9: 10,0 ↓ 10: 10,2* ← Serie 94,0 Totalt 0,0	Prøve 	11: 9,9 ← 12: 9,8 ↓ 13: 9,4 → 14: 10,2* → 15: 10,2* ← 16: 10,2* ↓ 17: 10,3* → 18: 10,1 ← 19: 9,8 ↑ 20: 10,5* ↗ Serie 96,0 Totalt 0,0
Prøve		21: 9,5 ↘ Serie 9,0 Totalt 0,0	Tellende 	1: 9,4 ← 2: 9,3 ↘ 3: 9,8 ↗ 4: 10,5* → 5: 10,1 ↓ 6: 9,9 ← 7: 10,5* ← 8: 10,3* ← 9: 10,3* → 10: 9,8 → Serie 95,0 Totalt 95,0
Tellende		11: 10,4* ↗ 12: 9,8 ↑ 13: 10,2* ↑ 14: 9,8 ← 15: 9,2 ↑ 16: 9,9 ↗ 17: 10,7* ↗ 18: 10,4* ↓ 19: 10,7* ↗ 20: 10,2* ↑ Serie 96,0 Totalt 191,0	Tellende 	21: 10,1 ↑ 22: 9,5 ↓ 23: 9,5 → 24: 9,2 ↗ 25: 10,3* ← 26: 10,0 ↑ 27: 10,2* → 28: 9,7 → 29: 9,7 → 30: 10,6* ↘ Serie 95,0 Totalt 286,0
Tellende		31: 9,1 → 32: 10,4* ↑ 33: 10,7* ↗ 34: 9,5 ↗ 35: 10,4* ↗ 36: 9,1 ↑ 37: 10,7* ↗ 38: 10,7* → 39: 10,5* ↓ 40: 9,5 → Serie 96,0 Totalt 382,0		

Skjutlag	Tavla		
1	26	Mikael Nes	
		Forstråskhed	
2005-02-05	Skyttiaden Regionsomgång	Umeå Skytteförening	
Prøve		1: 10,1 → 2: 9,3 ↓ 3: 9,9 → 4: 9,1 → 5: 10,1 ↗ 6: 10,0 ← 7: 9,5 ↓ 8: 9,8 ← 9: 9,5 ← 10: 10,0 ↗ Serie 94,0 Totalt 0,0	Prøve 
			11: 10,1 ← 12: 9,8 → 13: 9,5 ← 14: 9,8 ↓ 15: 10,8* ↓ 16: 9,5 ↓ 17: 9,4 ← 18: 9,2 ← 19: 10,8* ↗ 20: 9,9 ← Serie 93,0 Totalt 0,0
Prøve		21: 10,7* ↑ 22: 9,1 ← 23: 9,7 → 24: 9,9 ← 25: 10,4* → Serie 47,0 Totalt 0,0	Tellende 
			1: 9,6 ↗ 2: 9,5 ↗ 3: 9,1 ← 4: 10,1 ↓ 5: 10,9* → 6: 10,0 ↓ 7: 10,4* ↓ 8: 10,2* ↓ 9: 10,8* ↗ 10: 9,9 ← Serie 96,0 Totalt 96,0
Tellende		11: 10,6* ↓ 12: 10,2* ↗ 13: 9,9 ↗ 14: 9,7 ↗ 15: 10,3* ← 16: 10,2* ↓ 17: 10,5* ↑ 18: 9,4 ← 19: 10,3* → 20: 9,7 ↗ Serie 96,0 Totalt 192,0	Tellende 
			21: 10,6* ↑ 22: 9,3 → 23: 10,0 ↓ 24: 9,9 ↓ 25: 9,4 ↑ 26: 10,0 ← 27: 10,2* ↓ 28: 9,9 → 29: 10,2* ↓ 30: 8,7 → Serie 94,0 Totalt 286,0
Tellende		31: 9,7 ← 32: 10,5* → 33: 9,9 → 34: 9,6 ↗ 35: 10,2* ↓ 36: 10,0 → 37: 10,0 ↗ 38: 9,7 → 39: 9,6 → 40: 10,3* → Serie 95,0 Totalt 381,0	

Skjutlag	Tavla	Kristoffer Magnusson	
1	27	Kuben	
2005-02-05	Skyttiaden Regionsomgång	Umeå Skytteförening	
Prøve		1: 9,6 ← 2: 10,7* ↓ 3: 8,3 ← 4: 9,9 ← 5: 10,1 ↑ 6: 9,9 ↑ 7: 7,8 ↗ 8: 10,6* ↗ 9: 8,4 ← 10: 9,2 ↓ Serie 89,0 Totalt 0,0	Prøve 
			11: 10,0 → 12: 10,5* ← Serie 20,0 Totalt 0,0
Tellende		1: 10,6* ↓ 2: 9,6 → 3: 10,3* ↗ 4: 9,6 ↑ 5: 10,0 ↗ 6: 10,3* ↗ 7: 8,9 ↑ 8: 10,4* ↓ 9: 10,5* ↑ 10: 10,3* → Serie 96,0 Totalt 96,0	Tellende 
			11: 10,4* ↗ 12: 10,1 ↓ 13: 9,5 → 14: 10,3* ↓ 15: 10,4* ↓ 16: 10,7* ↓ 17: 9,1 ↓ 18: 10,8* ← 19: 9,5 ↗ 20: 9,6 ↑ Serie 96,0 Totalt 192,0
Tellende		21: 10,8* ↑ 22: 9,7 ↑ 23: 9,5 → 24: 9,4 ↗ 25: 10,7* ↗ 26: 9,4 ← 27: 10,4* ↗ 28: 8,7 ↗ 29: 10,3* ↓ 30: 10,3* ↓ Serie 94,0 Totalt 286,0	Tellende 
			31: 10,0 → 32: 8,8 → 33: 10,4* → 34: 9,6 ↑ 35: 9,8 → 36: 10,7* ↓ 37: 9,4 ↗ 38: 10,0 ↗ 39: 8,9 → 40: 9,0 ← Serie 92,0 Totalt 378,0

Skjutlag	Tavla	Jörgen Pålsson		
1	28	Fältjägarna		
2005-02-05	Skyttiaden Regionsomgång	Umeå Skytteförening		
Prøve		1: 9,3 ↘ 2: 10,3* ↘ 3: 9,6 ↙ 4: 10,2* → 5: 10,0 ↓ 6: 9,1 ← 7: 9,4 ↙ 8: 9,3 ↘ 9: 9,7 ← 10: 10,4* ↖	Tellende 	1: 10,2* ↓ 2: 8,9 ↑ 3: 10,4* ← 4: 10,6* ↑ 5: 10,5* ↖ 6: 10,3* → 7: 10,7* ← 8: 10,6* ← 9: 10,7* ↓ 10: 10,5* ↓
	Serie	94,0	Serie	98,0
	Totalt	0,0	Totalt	98,0
Tellende		11: 10,1 ← 12: 9,4 ← 13: 8,9 ↑ 14: 10,0 ↑ 15: 10,5* ↘ 16: 9,7 → 17: 9,7 ↑ 18: 9,6 ← 19: 10,5* ↘ 20: 10,7* ↓	Tellende 	21: 8,7 ↖ 22: 10,7* ↓ 23: 9,5 ← 24: 9,6 ↖ 25: 10,1 ↖ 26: 8,7 ← 27: 9,2 ↑ 28: 9,4 ← 29: 8,7 ← 30: 10,2* ↖
	Serie	94,0	Serie	90,0
	Totalt	192,0	Totalt	282,0
Tellende		31: 9,8 ↖ 32: 10,2* ↑ 33: 9,7 ↑ 34: 10,6* → 35: 10,0 ← 36: 9,2 ↖ 37: 10,5* ↓ 38: 10,1 ← 39: 9,6 ↑ 40: 10,1 ↗		
	Serie	96,0		
	Totalt	378,0		

Skjutlag	Tavla	Sara Lundmark	
1	29	Drängsmark	
2005-02-05	Skyttiaden Regionsomgång	Umeå Skytteförening	
Prøve		1: 9,9 ↙ 2: 9,1 ← 3: 9,9 ← 4: 10,8* → 5: 10,2* ← 6: 10,5* → 7: 9,5 ↘ 8: 10,8* ↑ 9: 10,6* ← 10: 9,3 →	Prøve 
	Serie 95,0		11: 9,5 ↗
	Totalt 0,0		12: 10,6* ↗
			13: 10,1 ↗
			Serie 29,0
			Totalt 0,0
Tellende		1: 9,9 → 2: 10,5* ↑ 3: 10,5* ← 4: 10,4* ↘ 5: 10,0 ↗ 6: 10,3* ↘ 7: 9,9 → 8: 10,9* ↘ 9: 9,7 ← 10: 10,1 ↘	Tellende 
	Serie 97,0		11: 9,5 ↗
	Totalt 97,0		12: 10,0 ↗
			13: 9,8 ↘
			14: 9,7 ↗
			15: 9,8 ↘
			16: 9,9 ↗
			17: 10,6* ↘
			18: 9,8 ↘
			19: 10,4* →
			20: 10,8* ↗
			Serie 94,0
			Totalt 191,0
Tellende		21: 9,9 ↗ 22: 10,5* ← 23: 9,8 → 24: 10,0 ↗ 25: 10,1 ↘ 26: 9,1 ← 27: 10,3* ↘ 28: 10,8* ↗ 29: 10,2* ← 30: 10,4* →	Tellende 
	Serie 97,0		31: 10,4* ↑
	Totalt 288,0		32: 10,6* →
			33: 10,0 →
			34: 10,6* ↗
			35: 10,2* ↘
			36: 10,1 ←
			37: 9,9 ↘
			38: 9,6 ↗
			39: 10,6* ↘
			40: 9,5 ↑
			Serie 97,0
			Totalt 385,0

Skjutlag	Tavla	Marcus Bergman	
1	30	Mörsil	
2005-02-05	Skyttiaden Regionsomgång	Umeå Skytteförening	
Prøve		1: 8,6 ↑ 2: 9,9 ↑ 3: 9,6 ↗ 4: 7,9 ↘ 5: 7,9 ↖ 6: 8,1 ↑ 7: 9,5 ← 8: 8,7 ↙ 9: 7,2 → 10: 9,7 →	Prøve 
	Serie 81,0		11: 8,4 ↖
	Totalt 0,0		Serie 8,0
			Totalt 0,0
Tellende		1: 9,4 ↑ 2: 10,0 ↘ 3: 10,5* ↑ 4: 9,4 ↑ 5: 8,5 ↖ 6: 8,7 ↗ 7: 10,3* ↑ 8: 8,5 ↗ 9: 8,5 ↖ 10: 9,6 →	Tellende 
	Serie 89,0		11: 10,3* ←
	Totalt 89,0		12: 8,9 ↑
			13: 9,4 ↑
			14: 9,1 ↑
			15: 10,9* ↑
			16: 8,3 ↖
			17: 10,4* ↗
			18: 9,3 ←
			19: 8,6 ←
			20: 10,3* ↑
	Serie 89,0		Serie 91,0
	Totalt 89,0		Totalt 180,0
Tellende		21: 10,0 ← 22: 8,1 ↑ 23: 9,0 → 24: 8,9 ↑ 25: 8,5 ↓ 26: 9,1 ↖ 27: 9,7 ← 28: 9,7 ← 29: 8,8 ↑ 30: 10,1 →	Tellende 
	Serie 88,0		31: 8,6 ↖
	Totalt 268,0		32: 9,3 ↗
			33: 10,1 →
			34: 8,4 ←
			35: 10,5* ↗
			36: 7,5 ↗
			37: 7,7 →
			38: 10,1 ↘
			39: 10,9* ↖
			40: 10,4* ↖
	Serie 88,0		Serie 89,0
	Totalt 268,0		Totalt 357,0