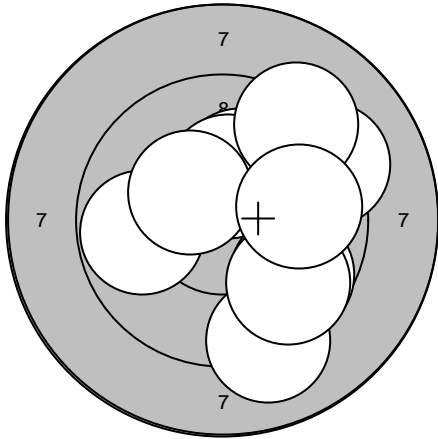
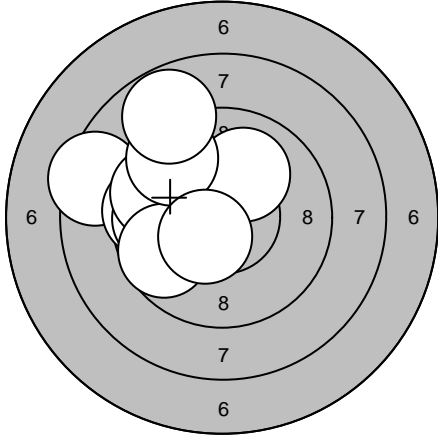
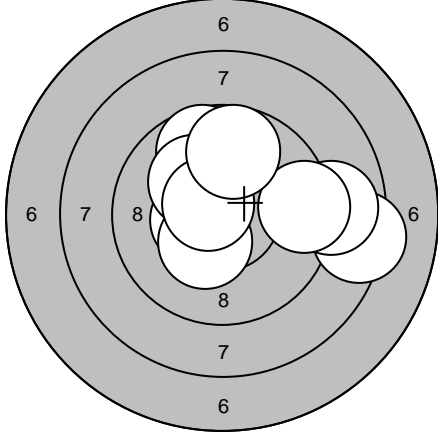
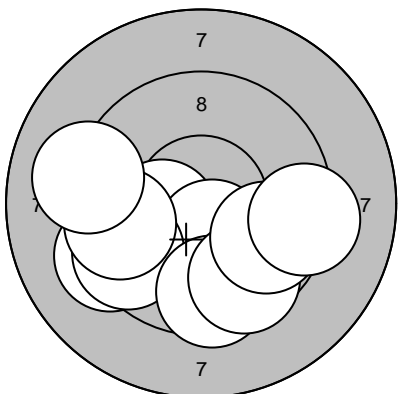
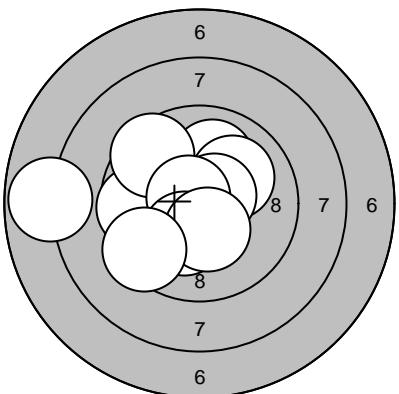
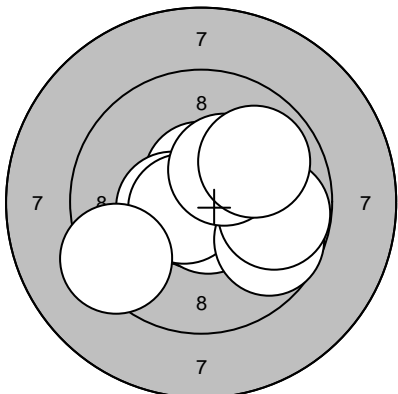
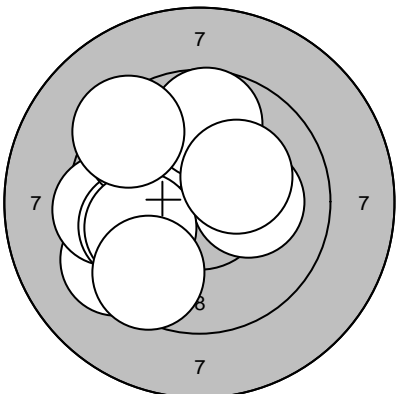
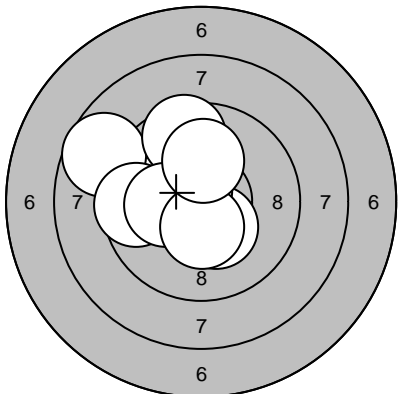
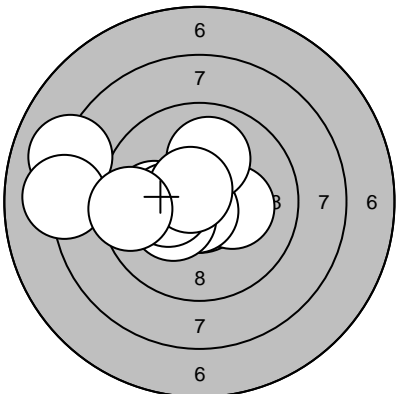
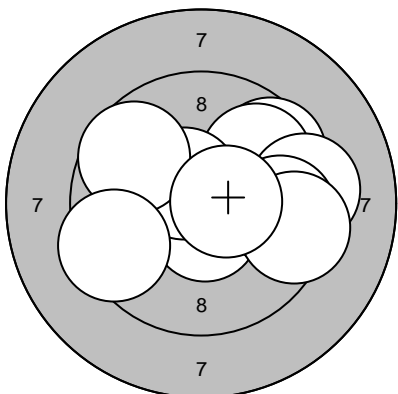
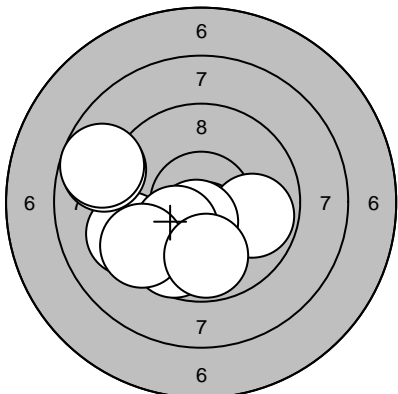
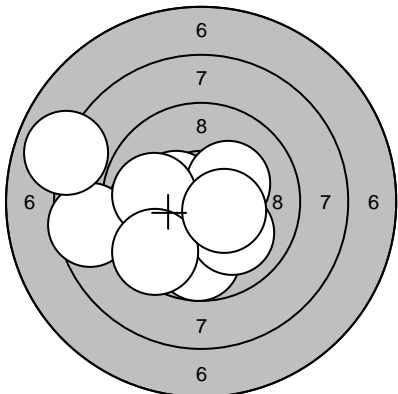
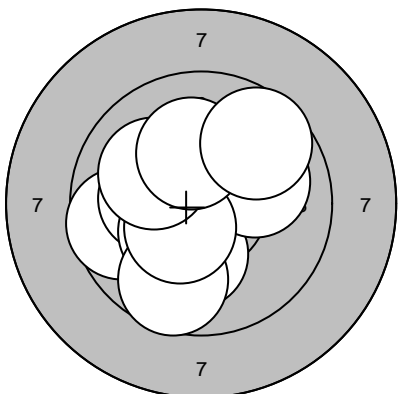
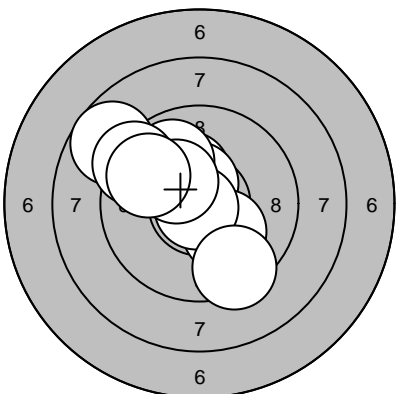
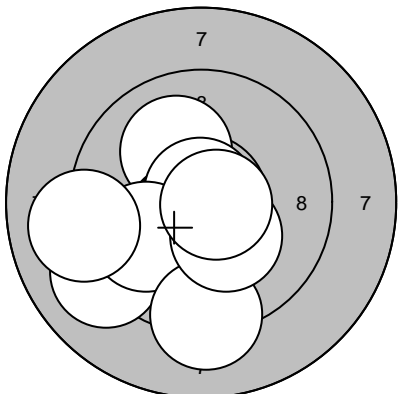
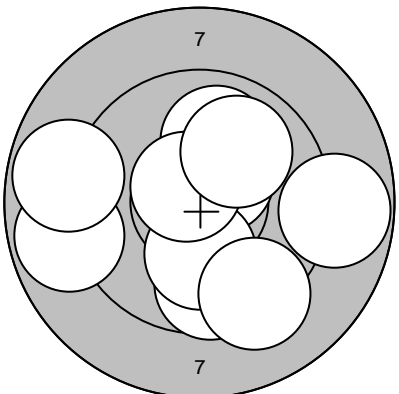
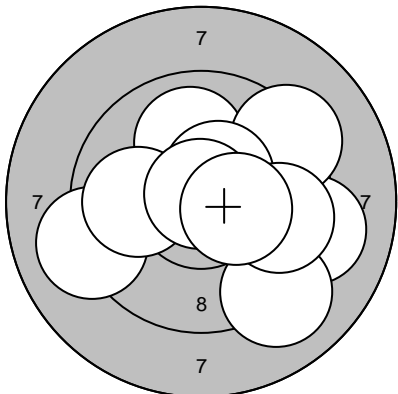
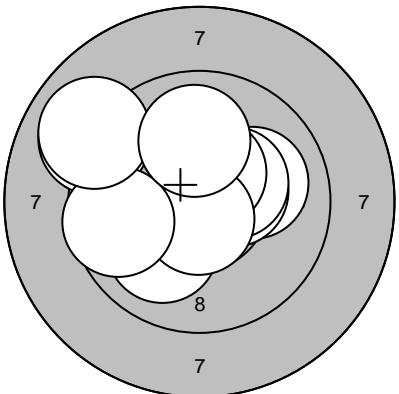
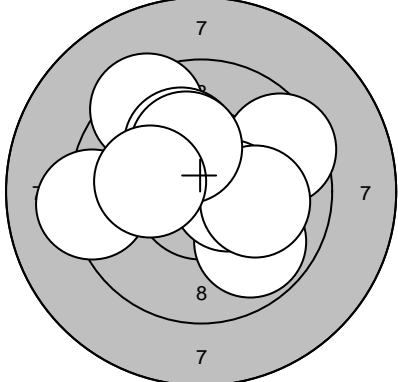
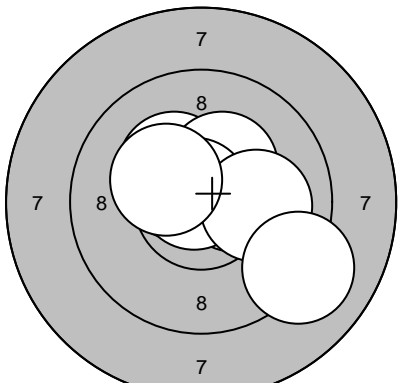
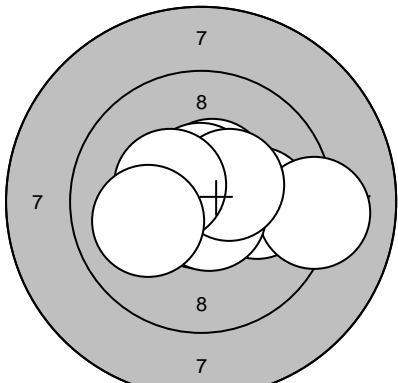


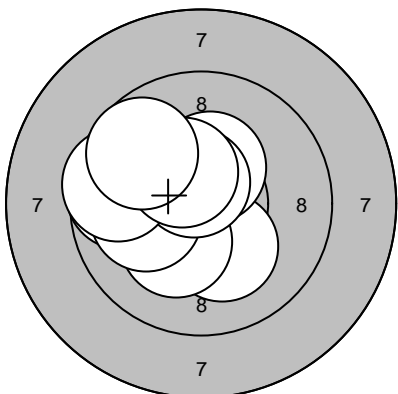
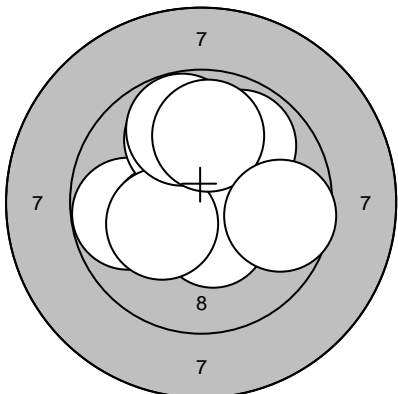
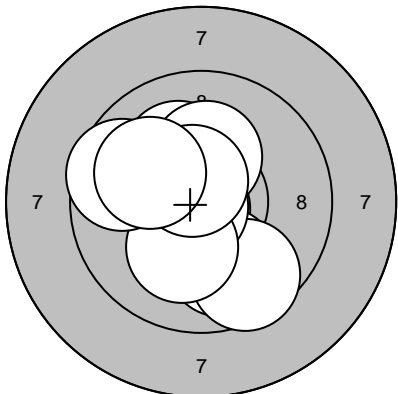
Lag	Tavla	Fredrik Forsgren	
1	1	Ramselefors	
09.10.2004	UME-Skottet		
Tellende		1: 9,8 ← 2: 10,2* ↑ 3: 9,2 → 4: 10,3* ↑ 5: 9,2 ↗ 6: 9,7 ↘ 7: 9,1 ↓ 8: 9,7 ↘ 9: 10,3* ↖ 10: 9,8 →	Tellende
		Serie: 93,0	11: 10,4* ↙
		Summa: 93,0	12: 10,0 ↘
			13: 9,9 ↘
			14: 10,4* ↑
			15: 10,4* ↖
			16: 9,4 ↑
			17: 8,4 →
			18: 9,9 ↖
			19: 9,4 →
			20: 10,2* ↑
		Serie: 93,0	Serie: 94,0
		Summa: 93,0	Summa: 187,0
Tellende		21: 10,0 ← 22: 8,4 ← 23: 10,1 ↑ 24: 9,6 ← 25: 9,8 ← 26: 9,6 ← 27: 9,7 ← 28: 9,5 ↑ 29: 8,8 ↑ 30: 10,5* ↘	Tellende
		Serie: 91,0	31: 9,9 →
		Summa: 278,0	32: 9,8 ↓
			33: 10,0 ←
			34: 9,7 ←
			35: 10,2* ↗
			36: 10,2* ←
			37: 9,5 ↘
			38: 10,5* ↖
			39: 10,0 →
			40: 10,1 ↘
		Serie: 91,0	Serie: 96,0
		Summa: 278,0	Summa: 374,0
Tellende		41: 9,7 ↑ 42: 8,3 → 43: 10,5* ← 44: 10,5* ← 45: 10,2* ↗ 46: 10,3* ↘ 47: 10,6* ↖ 48: 8,9 → 49: 9,4 → 50: 9,8 ↑	Tellende
		Serie: 93,0	51: 9,1 ←
		Summa: 467,0	52: 8,3 ↖
			53: 10,3* →
			54: 7,8 →
			55: 9,5 ↖
			56: 9,5 ↑
			57: 10,9* ↗
			58: 9,8 ←
			59: 9,7 ←
			60: 10,6* →
		Serie: 93,0	Serie: 90,0
		Summa: 467,0	Summa: 557,0

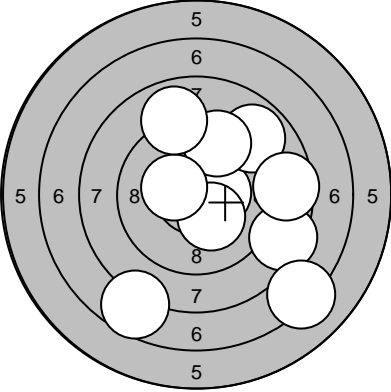
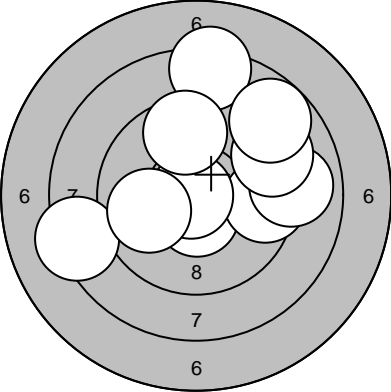
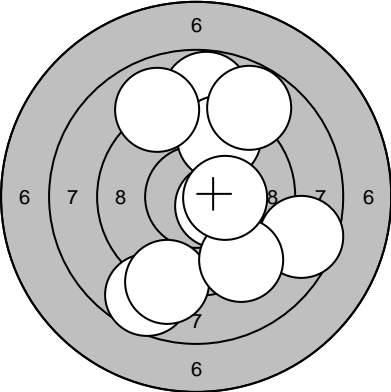
Lag	Tavla	John Ingmarsson	
1	2	Botkyrka	
09.10.2004	UME-Skottet		
Tellende		1: 9,3 ← 2: 10,3* ← 3: 10,4* ↓ 4: 9,6 ← 5: 9,5 ↓ 6: 9,6 ↓ 7: 9,8 → 8: 9,6 ← 9: 9,3 → 10: 9,1 ←	Tellende
			11: 9,7 ← 12: 10,0 ↑ 13: 7,8 ← 14: 9,6 ↖ 15: 10,1 ↗ 16: 10,6* ↗ 17: 10,7* ↖ 18: 10,2* ↓ 19: 10,4* ↓ 20: 9,5 ↙
		Serie: 92,0	Serie: 94,0
		Summa: 92,0	Summa: 186,0
Tellende		21: 10,6* ↑ 22: 10,5* → 23: 10,7* ↓ 24: 10,5* ← 25: 10,7* ← 26: 9,7 → 27: 9,8 → 28: 10,3* ↗ 29: 9,3 ← 30: 9,9 ↗	Tellende
			31: 9,4 ← 32: 9,5 ← 33: 9,9 ← 34: 9,7 ↖ 35: 9,7 ↑ 36: 10,2* → 37: 9,9 ← 38: 10,2* ↗ 39: 9,6 ↓ 40: 9,4 ↖
		Serie: 96,0	Serie: 92,0
		Summa: 282,0	Summa: 374,0
Tellende		41: 10,4* ← 42: 10,2* ← 43: 8,7 ↖ 44: 9,6 ← 45: 10,3* ↓ 46: 10,7* ↗ 47: 9,6 ↑ 48: 10,2* ← 49: 10,4* ↓ 50: 10,1 ↑	Tellende
			51: 10,3* → 52: 10,0 ← 53: 10,7* ↓ 54: 10,3* ← 55: 10,3* ← 56: 8,1 ← 57: 10,0 ↑ 58: 10,6* ↗ 59: 8,1 ← 60: 9,5 ←
		Serie: 96,0	Serie: 95,0
		Summa: 470,0	Summa: 565,0

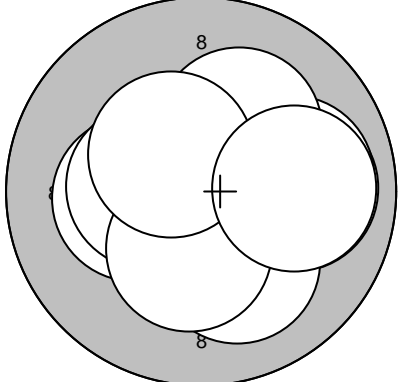
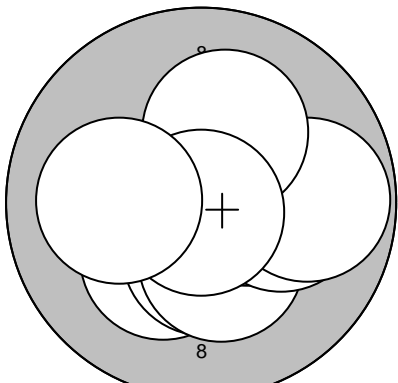
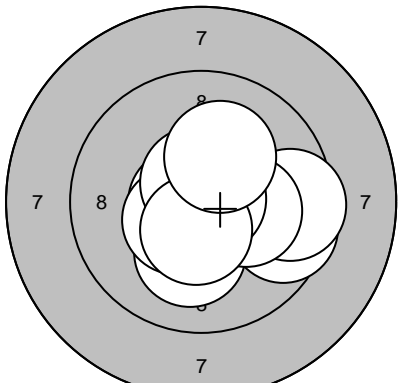
Lag	Tavla		
1	4	Kasper Grönkjär	
		Ludvika	
09.10.2004	UME-Skottet		
Tellende		1: 10,6* ↓ 2: 9,6 ↗ 3: 9,8 ↗ 4: 9,3 → 5: 10,5* ↗ 6: 9,7 → 7: 9,7 ↗ 8: 9,4 ← 9: 9,4 → 10: 10,6* →	Tellende
		Serie: 93,0	11: 9,9 → 12: 10,4* ← 13: 9,9 ← 14: 9,7 ↓ 15: 10,7* ↗ 16: 10,3* ↗ 17: 9,9 ↓ 18: 9,6 ← 19: 9,7 ← 20: 9,4 ←
		Summa: 93,0	Serie: 93,0
			Summa: 186,0
Tellende		21: 9,3 ← 22: 10,5* ↓ 23: 9,8 → 24: 9,7 ↓ 25: 10,5* ↓ 26: 10,2* ← 27: 9,4 ← 28: 9,8 ↓ 29: 8,8 ← 30: 8,7 ←	Tellende
		Serie: 91,0	31: 10,5* ↑ 32: 9,7 ↓ 33: 9,1 ← 34: 10,4* ↓ 35: 9,2 ← 36: 10,2* → 37: 9,6 ↑ 38: 9,7 ↓ 39: 10,0 ↑ 40: 9,8 ←
		Summa: 277,0	Serie: 94,0
			Summa: 371,0
Tellende		41: 10,4* ← 42: 9,9 ← 43: 8,6 ← 44: 9,8 ↓ 45: 10,3* ↗ 46: 10,0 ← 47: 10,0 ↓ 48: 9,5 ← 49: 10,4* → 50: 8,0 ←	Tellende
		Serie: 93,0	51: 9,0 ← 52: 8,9 → 53: 9,7 ↓ 54: 9,1 ← 55: 10,1 → 56: 10,5* ↓ 57: 9,0 → 58: 10,5* ↓ 59: 10,6* ↑ 60: 9,4 ↓
		Summa: 464,0	Serie: 93,0
			Summa: 557,0

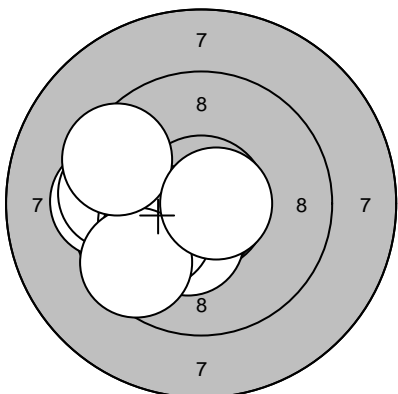
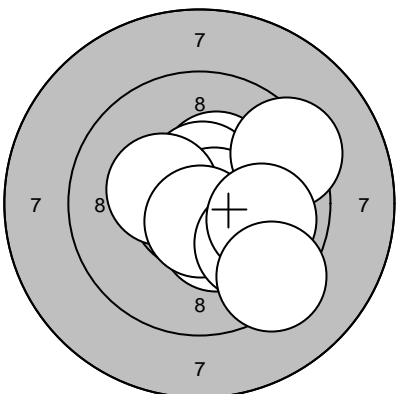
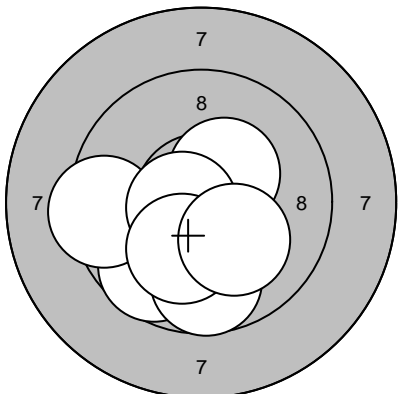
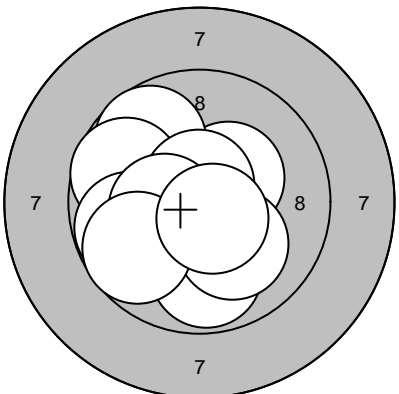
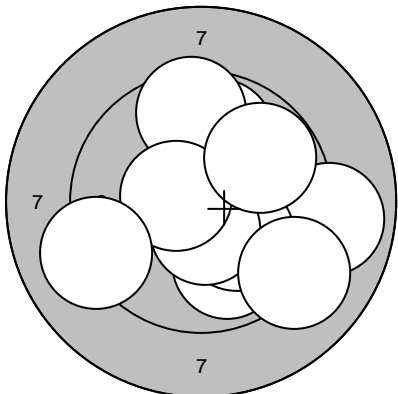
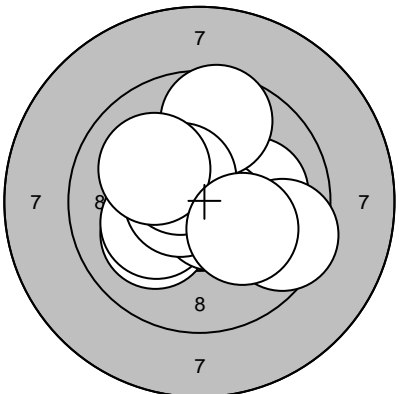
Lag	Tavla	Mattis Olsson	
1	5		
		Flata	
09.10.2004	UME-Skottet		
Tellende		1: 10,1 ↓ 2: 9,7 ← 3: 10,2* ← 4: 10,3* ↓ 5: 10,0 → 6: 9,7 ↓ 7: 10,4* ↓ 8: 10,1 ← 9: 10,2* ↑ 10: 9,7 ↗	Tellende
		Serie: 97,0 Summa: 97,0	
			11: 10,3* ↑ 12: 10,5* ↑ 13: 10,2* ↓ 14: 10,9* ↓ 15: 9,9 ↗ 16: 10,3* ↗ 17: 8,7 ↗ 18: 9,4 ↓ 19: 9,4 ↗ 20: 9,8 ↖
			Serie: 94,0 Summa: 191,0
Tellende		21: 10,1 ↗ 22: 10,6* ↓ 23: 10,6* ↓ 24: 10,8* ↑ 25: 9,1 ← 26: 9,9 ← 27: 9,2 ↓ 28: 9,1 ← 29: 10,3* ↓ 30: 10,7* →	Tellende
		Serie: 96,0 Summa: 287,0	
			31: 9,6 ↓ 32: 10,0 ↑ 33: 8,8 ← 34: 10,5* ↗ 35: 10,1 ↓ 36: 10,6* ↗ 37: 8,8 ← 38: 10,0 ↗ 39: 8,8 → 40: 9,2 ↓
			Serie: 92,0 Summa: 379,0
Tellende		41: 9,2 → 42: 9,1 ↓ 43: 10,0 ↑ 44: 9,1 ← 45: 10,0 ← 46: 9,3 ↗ 47: 10,5* ↗ 48: 10,8* ↑ 49: 9,7 → 50: 10,4* →	Tellende
		Serie: 95,0 Summa: 474,0	
			51: 10,0 ↓ 52: 10,1 → 53: 10,4* → 54: 10,4* ↗ 55: 10,5* ↑ 56: 9,0 ↖ 57: 10,7* ↓ 58: 9,6 ← 59: 9,0 ↖ 60: 10,0 ↑
			Serie: 97,0 Summa: 571,0

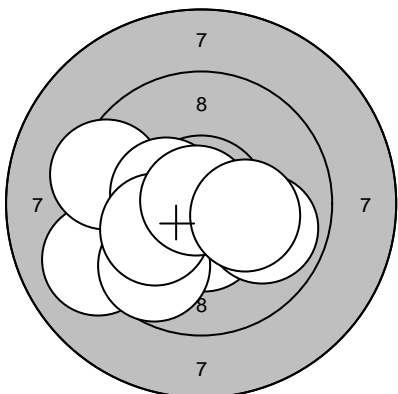
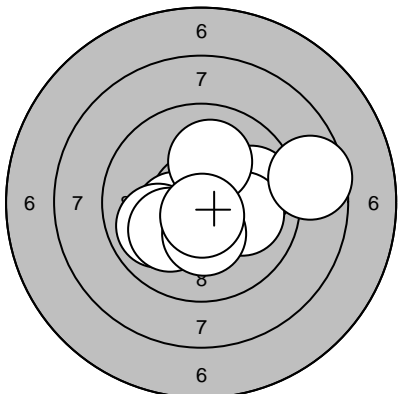
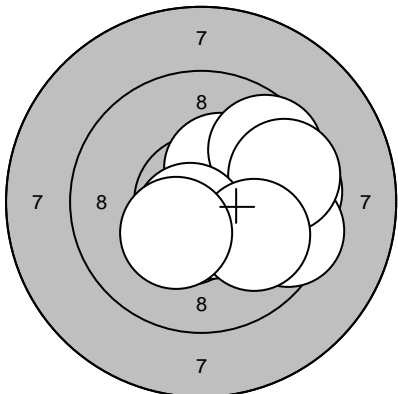
Lag	Tavla	Christoffer Olofsson	
1	7	Flata	
09.10.2004	UME-Skottet		
Tellende		1: 10,5* ↑ 2: 9,4 ↗ 3: 9,8 ↘ 4: 9,5 ↗ 5: 9,2 ← 6: 10,5* → 7: 10,1 ↑ 8: 10,1 → 9: 10,2* ↑ 10: 10,1 ←	Tellende
		Serie: 96,0	11: 9,9 ↘
		Summa: 96,0	12: 9,7 →
			13: 10,8* ←
			14: 10,6* ←
			15: 10,3* ↑
			16: 10,3* ↗
			17: 10,8* ↘
			18: 10,3* ↘
			19: 10,4* ↗
			20: 10,7* →
		Serie: 98,0	
		Summa: 194,0	
Tellende		21: 10,5* ↗ 22: 10,6* ↗ 23: 10,5* ↗ 24: 10,4* → 25: 10,3* ↗ 26: 10,3* ↗ 27: 10,8* ↗ 28: 10,1 → 29: 9,1 ↘ 30: 10,3* ↗	Tellende
		Serie: 99,0	31: 10,3* ↘
		Summa: 293,0	32: 10,6* ↑
			33: 10,3* ↑
			34: 10,1 ←
			35: 10,6* ←
			36: 10,3* →
			37: 10,3* →
			38: 10,6* →
			39: 10,3* ↑
			40: 10,4* ←
		Serie: 100,0	
		Summa: 393,0	
Tellende		41: 10,8* ↑ 42: 10,1 → 43: 10,5* ↗ 44: 9,2 → 45: 10,6* ↑ 46: 10,8* ↗ 47: 10,7* ↘ 48: 10,4* ↗ 49: 10,4* ↗ 50: 10,1 ←	Tellende
		Serie: 99,0	51: 10,3* ↑
		Summa: 492,0	52: 10,2* ↘
			53: 10,3* →
			54: 10,5* ↑
			55: 10,3* ↗
			56: 10,1 ↗
			57: 9,6 ←
			58: 5,5 →
			59: 10,2* ↑
			60: 10,6* ↗
		Serie: 94,0	
		Summa: 586,0	

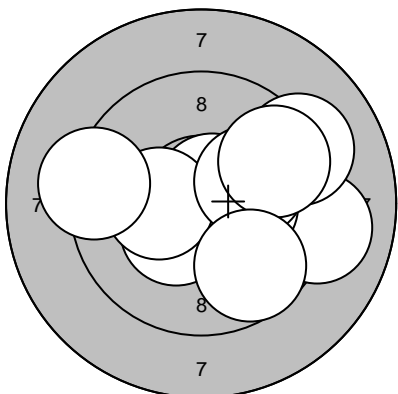
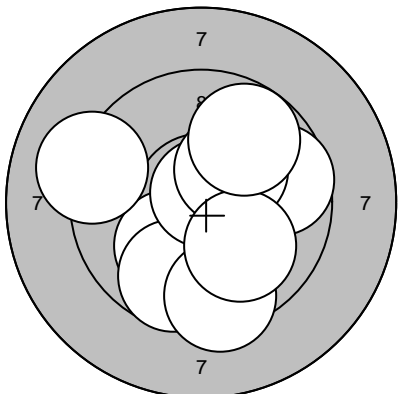
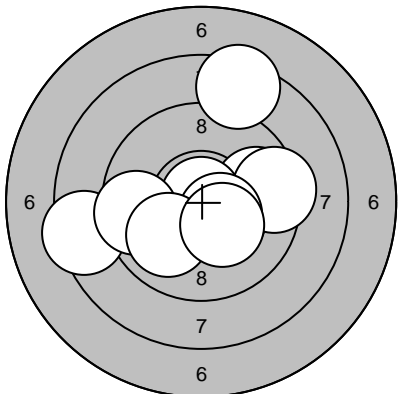
Lag	Tavla	Pierre Olofsson	
1	8	Kuben	
09.10.2004	UME-Skottet		
Tellende		1: 10,2* ↘ 2: 10,3* ← 3: 10,2* ↙ 4: 10,4* ↑ 5: 9,7 ← 6: 10,1 ← 7: 10,6* ↑ 8: 9,6 ← 9: 10,4* ↑ 10: 9,7 ↙	Tellende
		Serie: 97,0	11: 10,1 ←
		Summa: 97,0	12: 9,7 ↗
			13: 9,8 ↗
			14: 9,3 ↗
			15: 9,8 ←
			16: 10,8* ↗
			17: 9,7 ↑
			18: 9,9 ↓
			19: 10,6* ↑
			20: 10,2* →
		Serie: 94,0	Serie: 94,0
		Summa: 285,0	Summa: 191,0
Tellende		21: 9,8 ← 22: 10,4* ↑ 23: 10,3* ← 24: 9,9 ↑ 25: 9,9 ↗ 26: 10,4* ↓ 27: 10,2* ← 28: 9,8 ↑ 29: 9,9 ↑ 30: 9,7 →	Tellende
		Serie: 94,0	31: 10,3* ↗
		Summa: 285,0	32: 10,5* →
			33: 10,3* ↘
			34: 10,6* ↓
			35: 10,6* →
			36: 10,6* ↘
			37: 10,4* ↗
			38: 10,4* →
			39: 9,8 ←
			40: 10,4* ↑
		Serie: 99,0	Serie: 99,0
		Summa: 384,0	Summa: 384,0
Tellende		41: 10,2* ↗ 42: 10,8* ↙ 43: 9,9 ↓ 44: 9,6 ↓ 45: 10,3* ↑ 46: 10,8* ← 47: 10,2* ↓ 48: 9,6 ← 49: 10,6* ↑ 50: 10,0 ↙	Tellende
		Serie: 97,0	51: 10,2* →
		Summa: 481,0	52: 9,2 ←
			53: 9,8 →
			54: 10,5* ↙
			55: 10,5* ↑
			56: 10,8* ↗
			57: 10,2* ←
			58: 10,0 ←
			59: 9,5 ←
			60: 9,7 ←
		Serie: 96,0	Serie: 96,0
		Summa: 577,0	Summa: 577,0

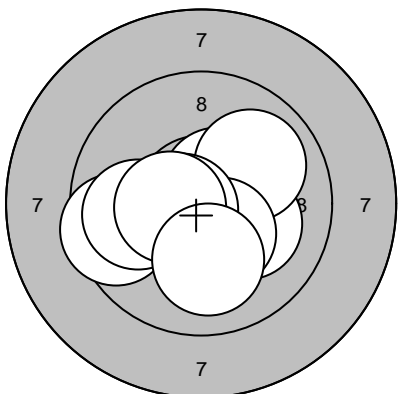
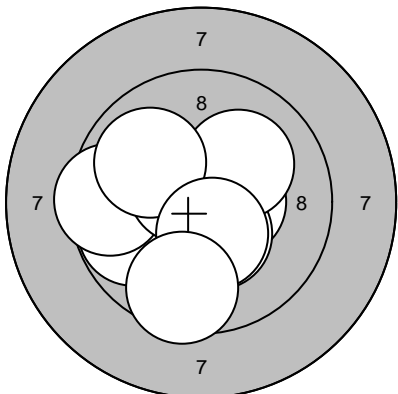
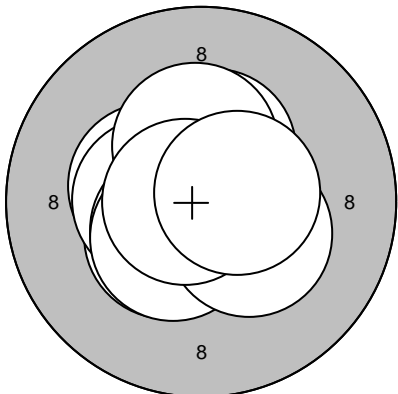
Lag	Tavla	Daniel Zakrisson	
1	9	Ramselefors	
09.10.2004	UME-Skottet		
Tellende		1: 10,4* → 2: 8,4 ↘ 3: 7,7 ↓ 4: 8,9 ↗ 5: 10,3* ↓ 6: 8,6 → 7: 7,1 ↘ 8: 9,5 ↑ 9: 10,4* ← 10: 9,0 ↑	Tellende
		Serie: 86,0	11: 8,6 ← 12: 9,2 ↗ 13: 9,6 → 14: 9,7 ↘ 15: 8,8 ↗ 16: 9,1 → 17: 8,8 → 18: 10,0 ↗ 19: 8,3 ↗ 20: 7,9 ↑
		Summa: 86,0	Serie: 85,0
			Summa: 171,0
Tellende		21: 8,3 ← 22: 10,5* ↓ 23: 8,3 ↑ 24: 9,5 → 25: 10,8* ← 26: 9,0 → 27: 9,2 ↗ 28: 9,6 ↑ 29: 8,8 ↗ 30: 9,9 ←	Tellende
		Serie: 89,0	31: 8,5 → 32: 10,0 → 33: 10,5* ← 34: 8,6 ← 35: 9,6 ↓ 36: 5,9 ↗ 37: 8,9 ← 38: 9,6 ↗ 39: 10,4* ↓ 40: 9,8 ↘
		Summa: 260,0	Serie: 86,0
			Summa: 346,0
Tellende		41: 8,8 ↑ 42: 8,6 ↓ 43: 8,6 → 44: 9,7 ↑ 45: 10,5* → 46: 8,8 ↗ 47: 9,1 ↓ 48: 9,3 ↘ 49: 9,0 ↑ 50: 10,3* →	Tellende
		Serie: 88,0	51: 10,2* ← 52: 10,6* ↓ 53: 9,3 ↓ 54: 8,9 ↘ 55: 10,0 → 56: 9,0 ↗ 57: 10,5* ↑ 58: 9,9 ↘ 59: 9,2 → 60: 6,8 ↘
		Summa: 434,0	Serie: 90,0
			Summa: 524,0

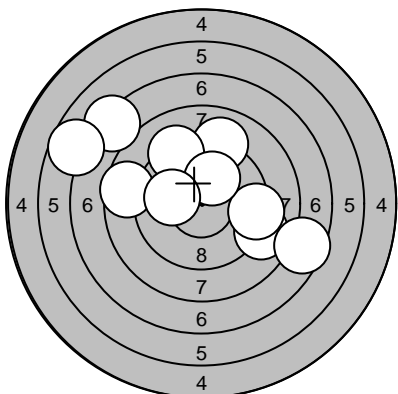
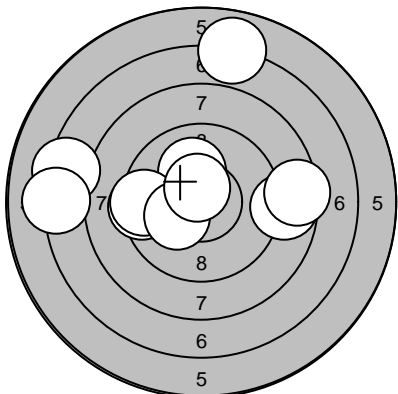
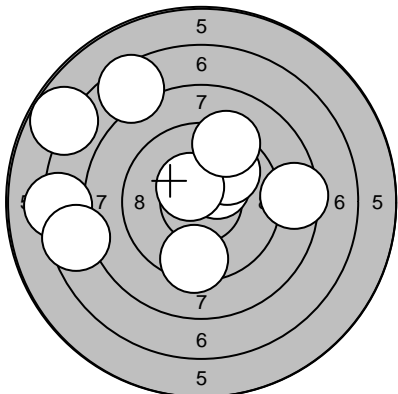
Lag	Tavla	Patrik Sartz	
1	10		
		Flata	
09.10.2004		UME-Skottet	
Tellende		1: 9,9 → 2: 10,2* ← 3: 10,7* ↑ 4: 10,4* ← 5: 10,0 → 6: 10,1 ↓ 7: 10,2* ↑ 8: 10,3* ↓ 9: 10,4* ↑ 10: 10,0 → Serie: 99,0 Summa: 99,0	Tellende
			11: 10,2* ← 12: 9,9 → 13: 10,6* → 14: 10,4* → 15: 10,5* ↑ 16: 10,7* ↑ 17: 10,2* ← 18: 10,6* ↓ 19: 10,3* ← 20: 10,6* ↓ Serie: 99,0 Summa: 198,0
Tellende		21: 10,2* ↓ 22: 10,4* ↓ 23: 10,3* ↓ 24: 10,5* → 25: 10,1 → 26: 10,4* ↑ 27: 9,8 → 28: 10,2* ↑ 29: 10,8* ↓ 30: 10,1 ← Serie: 99,0 Summa: 297,0	Tellende
			31: 10,5* ↓ 32: 10,4* ↓ 33: 10,1 → 34: 10,6* ← 35: 10,5* ← 36: 10,2* → 37: 10,7* ↓ 38: 9,9 → 39: 9,7 → 40: 10,5* → Serie: 98,0 Summa: 395,0
Tellende		41: 9,6 → 42: 9,5 → 43: 10,1 ↓ 44: 10,7* ← 45: 10,5* ← 46: 10,2* → 47: 10,8* → 48: 10,6* ↑ 49: 10,5* ↓ 50: 10,2* ↑ Serie: 98,0 Summa: 493,0	Tellende
			51: 10,1 ← 52: 9,5 ← 53: 10,6* ↑ 54: 10,6* ↑ 55: 9,5 ↑ 56: 10,2* ↓ 57: 10,5* ↑ 58: 10,3* ↑ 59: 10,2* ↑ 60: 9,9 ← Serie: 97,0 Summa: 590,0

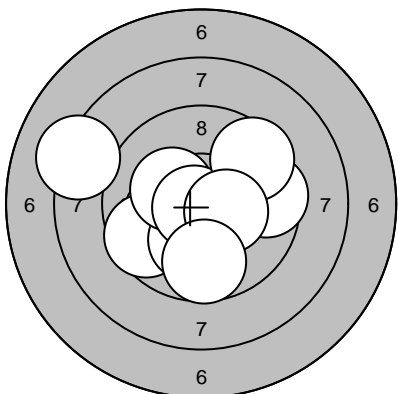
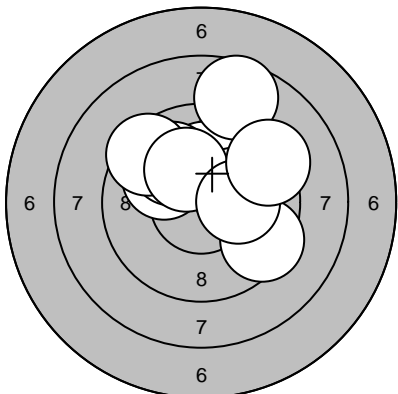
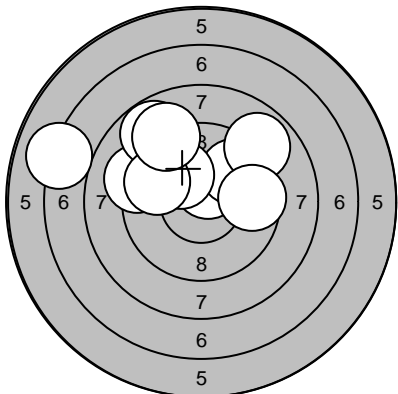
Lag	Tavla	Robin Lindberg		
1	11			
		Gefle Skarp		
09.10.2004	UME-Skottet			
Tellende		1: 9,4 ← 2: 10,3* ← 3: 10,7* ↓ 4: 9,6 ← 5: 10,3* ↓ 6: 10,2* ← 7: 10,1 ← 8: 9,6 ↓ 9: 9,5 ↖ 10: 10,7* →	Tellende 	11: 10,4* ↓ 12: 10,3* ↗ 13: 10,6* ↑ 14: 10,7* → 15: 10,3* ← 16: 10,7* ↓ 17: 9,4 ↗ 18: 9,9 ↓ 19: 9,9 → 20: 9,3 ↓
		Serie: 96,0	Serie: 96,0	
		Summa: 96,0	Summa: 192,0	
Tellende		21: 10,6* ↓ 22: 10,2* ← 23: 10,4* ↗ 24: 9,7 ↓ 25: 9,4 ← 26: 10,6* ← 27: 9,9 ↓ 28: 9,7 ↓ 29: 10,1 ↓ 30: 10,1 ↘	Tellende 	31: 10,4* ↗ 32: 9,8 ↓ 33: 10,1 ↓ 34: 9,7 ↗ 35: 9,7 ← 36: 9,8 ← 37: 10,7* ↑ 38: 10,4* ← 39: 9,7 ← 40: 10,6* ↓
		Serie: 96,0	Serie: 95,0	
		Summa: 288,0	Summa: 383,0	
Tellende		41: 8,9 → 42: 9,9 ↑ 43: 9,6 ↑ 44: 9,9 ↓ 45: 10,2* ↓ 46: 10,5* ↓ 47: 10,6* ← 48: 9,8 ↗ 49: 9,1 ↓ 50: 9,1 ←	Tellende 	51: 10,1 ← 52: 10,1 → 53: 9,5 ↘ 54: 10,2* ← 55: 10,6* ↓ 56: 10,7* ← 57: 9,7 ↑ 58: 10,5* ↗ 59: 10,1 ↗ 60: 10,1 ↓
		Serie: 92,0	Serie: 98,0	
		Summa: 475,0	Summa: 573,0	

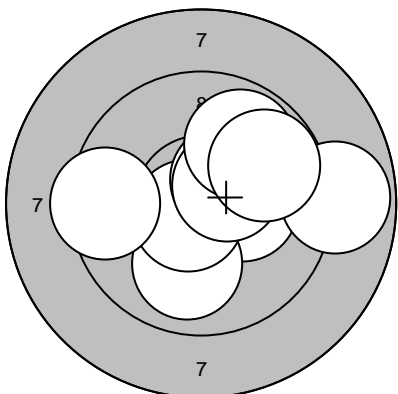
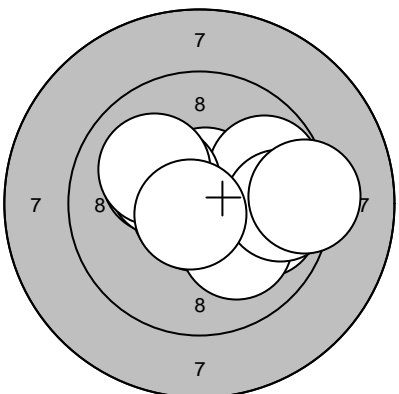
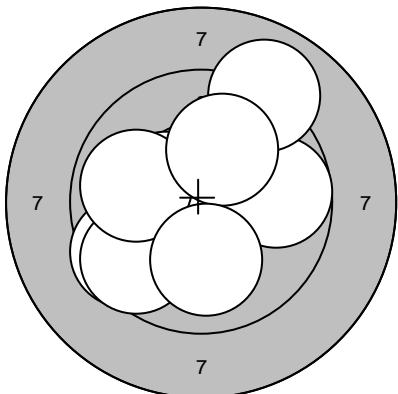
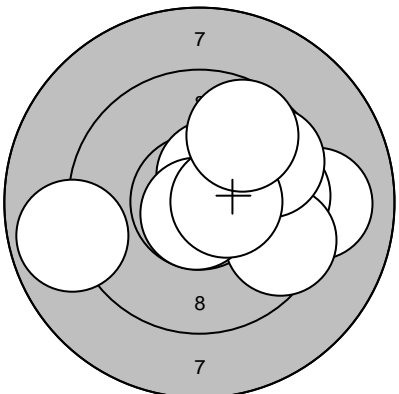
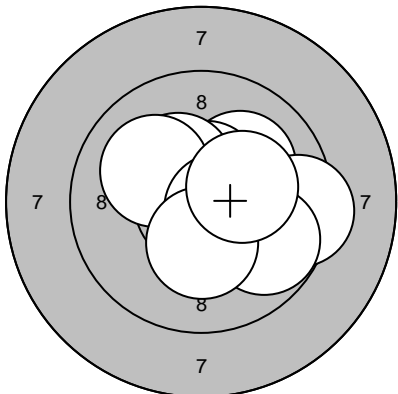
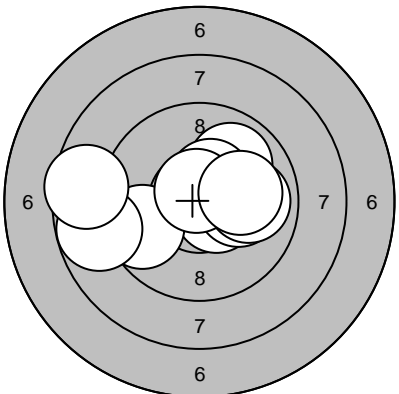
Lag	Tavla	Peter Dimberg	
1	12	Flata	
09.10.2004	UME-Skottet		
Tellende		1: 10,4* ↓ 2: 9,1 ← 3: 9,7 ↙ 4: 10,3* ← 5: 9,4 ↖ 6: 10,4* ↖ 7: 10,1 ↙ 8: 9,9 → 9: 10,9* ↗ 10: 10,2* →	Tellende
		Serie: 96,0	
		Summa: 96,0	
			11: 10,6* ↓ 12: 10,2* ← 13: 10,0 ↖ 14: 9,9 → 15: 10,3* → 16: 9,9 ↙ 17: 10,6* ↓ 18: 8,9 ↗ 19: 10,0 ↙ 20: 10,3* ↑
			Serie: 96,0
			Summa: 192,0
Tellende		21: 10,4* ← 22: 9,9 → 23: 9,9 ↙ 24: 10,0 → 25: 10,5* ↓ 26: 10,1 ↑ 27: 10,1 ↙ 28: 10,3* ↓ 29: 8,6 → 30: 10,6* ↓	Tellende
		Serie: 96,0	
		Summa: 288,0	
			31: 10,4* ← 32: 10,6* ↓ 33: 10,3* ↑ 34: 10,3* ↖ 35: 9,5 ← 36: 10,5* ↓ 37: 10,0 ← 38: 10,3* ← 39: 10,9* ↑ 40: 10,5* ↖
			Serie: 99,0
			Summa: 387,0
Tellende		41: 10,5* ↓ 42: 10,6* ↓ 43: 10,3* ↗ 44: 9,6 → 45: 9,6 ↗ 46: 9,5 → 47: 9,6 → 48: 10,6* ↓ 49: 10,0 → 50: 10,3* ↙	Tellende
		Serie: 96,0	
		Summa: 483,0	
			51: 10,5* ↖ 52: 9,9 → 53: 9,6 ↗ 54: 10,6* ↗ 55: 9,8 ← 56: 10,4* ↗ 57: 10,2* ← 58: 9,5 ↑ 59: 9,3 ↙ 60: 10,4* ↓
			Serie: 95,0
			Summa: 578,0

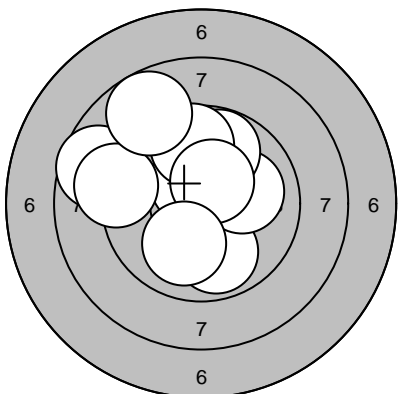
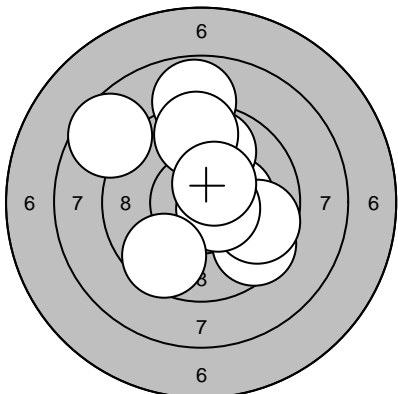
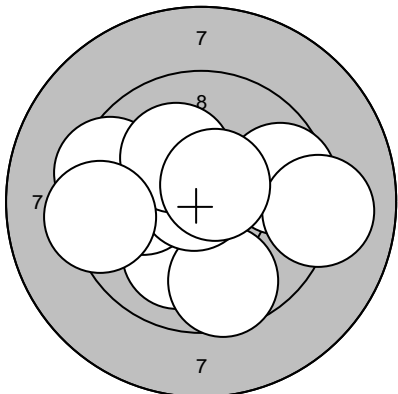
Lag	Tavla	Sam Andersson	
1	13	Kävlinge	
09.10.2004	UME-Skottet		
Tellende		1: 9,1 → 2: 9,2 ↗ 3: 10,3* → 4: 10,7* ↗ 5: 10,4* ↙ 6: 10,3* ← 7: 9,2 ← 8: 10,1 → 9: 9,6 ↗ 10: 9,7 ↘	Tellende
		Serie: 95,0	11: 10,3* →
		Summa: 95,0	12: 10,0 ↗
			13: 9,7 ↙
			14: 10,6* ↘
			15: 9,7 →
			16: 9,7 ↙
			17: 9,8 ↗
			18: 9,8 ↘
			19: 9,8 ←
			20: 9,5 ←
			Serie: 93,0
			Summa: 188,0
Tellende		21: 10,4* ↘ 22: 10,1 ↙ 23: 9,7 ↘ 24: 9,4 ↘ 25: 10,8* ↗ 26: 9,7 → 27: 9,1 ← 28: 10,3* ↗ 29: 10,0 ↘ 30: 9,8 ↗	Tellende
		Serie: 95,0	31: 10,2* ↘
		Summa: 283,0	32: 10,1 ←
			33: 9,7 ↘
			34: 10,5* ←
			35: 9,5 ↑
			36: 9,9 ↗
			37: 9,9 ↑
			38: 10,2* ←
			39: 10,4* ↗
			40: 9,1 ←
			Serie: 95,0
			Summa: 378,0
Tellende		41: 9,8 → 42: 10,9* ↑ 43: 10,4* ↘ 44: 8,4 ← 45: 9,6 ← 46: 9,4 → 47: 10,5* ↘ 48: 8,4 ↑ 49: 10,0 ↙ 50: 10,3* ↘	Tellende
		Serie: 93,0	51: 9,9 →
		Summa: 471,0	52: 9,8 ↑
			53: 10,4* ↗
			54: 9,8 ↘
			55: 9,6 →
			56: 10,5* ↘
			57: 10,3* ↙
			58: 10,7* ↘
			59: 9,7 ↘
			60: 10,0 →
			Serie: 95,0
			Summa: 566,0

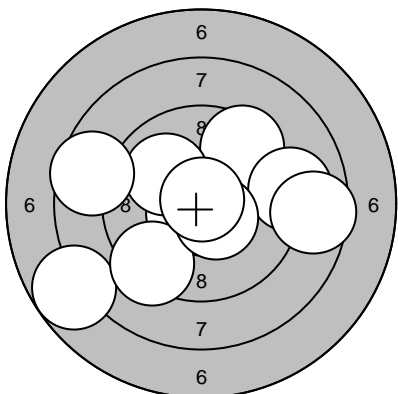
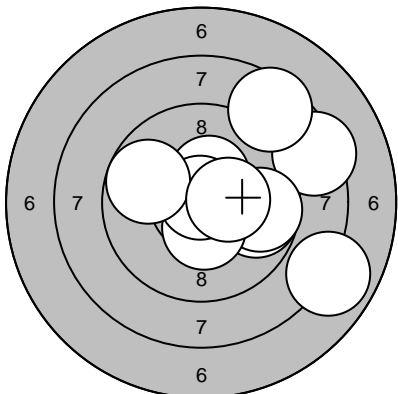
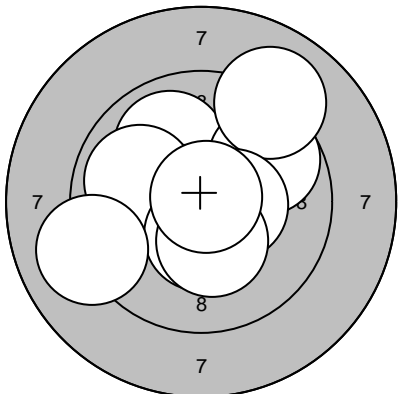
Lag	Tavla	Erik Rosenberg	
1	14	Malmö	
09.10.2004	UME-Skottet		
Tellende		1: 10,2* → 2: 9,5 ← 3: 10,7* ↓ 4: 10,5* ↗ 5: 10,0 ↗ 6: 9,9 ← 7: 10,4* ↓ 8: 10,6* ← 9: 10,5* ← 10: 10,0 ↓	Tellende
	Serie: 98,0		11: 9,7 → 12: 9,9 ↙ 13: 10,4* ↗ 14: 10,6* ↗ 15: 10,4* ↗ 16: 8,9 ← 17: 10,9* → 18: 9,9 ← 19: 10,9* → 20: 10,1 ↓
	Summa: 98,0		Serie: 95,0
			Summa: 193,0
Tellende		21: 10,4* ↓ 22: 10,5* → 23: 10,4* ↓ 24: 9,8 ← 25: 9,5 ← 26: 10,6* ↗ 27: 10,1 ↗ 28: 9,9 ↗ 29: 10,4* ↓ 30: 9,6 ↓	Tellende
	Serie: 96,0		31: 10,2* → 32: 9,6 → 33: 9,9 ← 34: 10,6* ↘ 35: 10,7* ↗ 36: 10,4* ↗ 37: 10,1 ← 38: 9,8 ← 39: 10,4* ↓ 40: 10,2* ↗
	Summa: 289,0		Serie: 97,0
			Summa: 386,0
Tellende		41: 10,4* ← 42: 10,4* ↙ 43: 10,5* ← 44: 10,4* ↑ 45: 10,5* ↙ 46: 10,4* ↑ 47: 10,5* ↙ 48: 10,3* ↓ 49: 10,8* ← 50: 10,6* →	Tellende
	Serie: 100,0		51: 10,4* ↙ 52: 10,7* ← 53: 10,4* ↗ 54: 10,5* ↗ 55: 10,3* ↗ 56: 10,6* ↙ 57: 10,2* ← 58: 9,4 ← 59: 9,1 ← 60: 10,7* ↓
	Summa: 486,0		Serie: 98,0
			Summa: 584,0

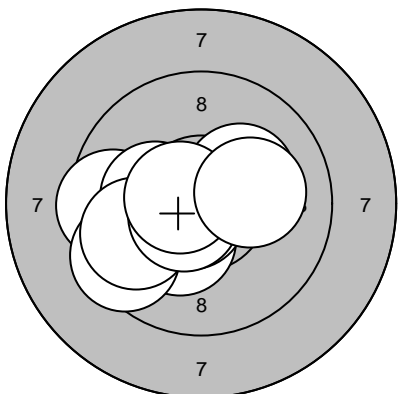
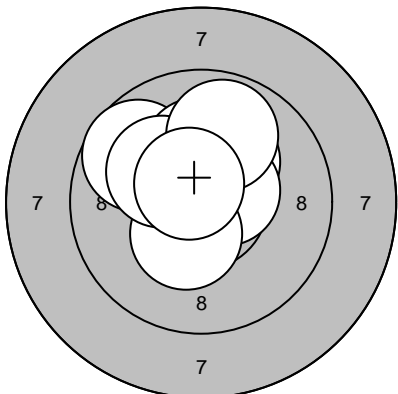
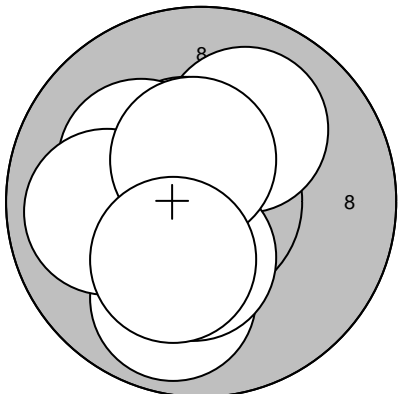
Lag	Tavla	Fredrik Wikström	
1	15	Umeå	
09.10.2004	UME-Skottet		
Tellende		1: 7,2 ↖ 2: 8,9 → 3: 9,2 → 4: 8,6 ← 5: 6,7 ↖ 6: 9,0 ↑ 7: 7,5 → 8: 9,2 ↑ 9: 10,1 ↑ 10: 10,1 ←	Tellende
		Serie: 83,0	
		Summa: 83,0	
			11: 10,6* ← 12: 10,3* ← 13: 9,9 → 14: 9,3 ← 15: 8,4 ↖ 16: 9,3 ← 17: 8,4 ↗ 18: 9,8 ↓ 19: 9,7 → 20: 9,6 ↑
			Serie: 90,0
			Summa: 173,0
Tellende		21: 6,9 ↑ 22: 9,4 ← 23: 10,1 ↑ 24: 9,5 ← 25: 7,4 ← 26: 7,2 ← 27: 8,8 → 28: 10,2* ← 29: 10,6* ↑ 30: 8,4 →	Tellende
		Serie: 84,0	
		Summa: 257,0	
			31: 7,6 ↑ 32: 9,4 ↑ 33: 9,3 ↗ 34: 9,3 → 35: 9,8 → 36: 10,6* ↓ 37: 9,1 ↖ 38: 7,1 ← 39: 8,9 ↗ 40: 10,2* →
			Serie: 87,0
			Summa: 344,0
Tellende		41: 10,4* ↗ 42: 7,2 ← 43: 9,9 ↗ 44: 10,5* ↗ 45: 9,3 ↑ 46: 7,5 ↗ 47: 6,8 ↗ 48: 8,5 → 49: 9,5 ↓ 50: 7,6 ←	Tellende
		Serie: 82,0	
		Summa: 426,0	
			51: 10,2* → 52: 8,9 ← 53: 9,2 → 54: 9,4 ↖ 55: 9,7 ↓ 56: 8,2 ← 57: 10,3* ↓ 58: 9,6 ← 59: 8,2 → 60: 6,0 ↓
			Serie: 86,0
			Summa: 512,0

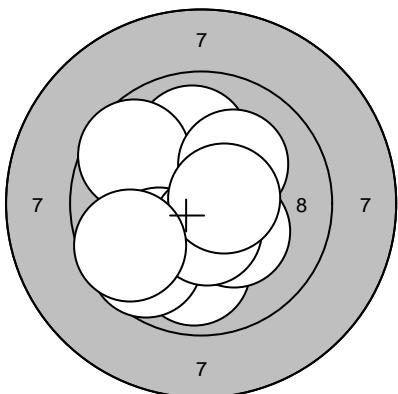
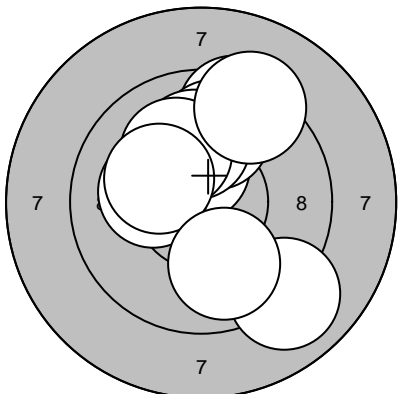
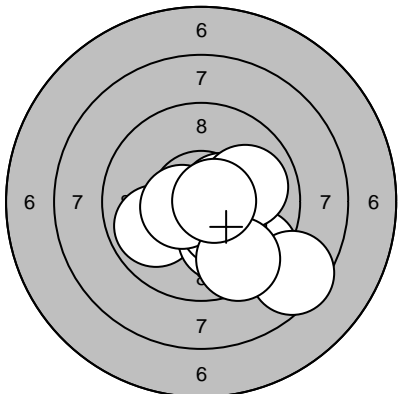
Lag	Tavla		
1	16	Anton Hemling	
		I 19	
09.10.2004	UME-Skottet		
Tellende		1: 10,2* ← 2: 9,6 ← 3: 9,6 → 4: 8,2 ← 5: 10,2* ↓ 6: 10,3* ↖ 7: 10,8* ← 8: 9,5 ↗ 9: 10,4* → 10: 9,7 ↓	Tellende
		Serie: 94,0	11: 10,0 ↗
		Summa: 94,0	12: 8,4 →
			13: 10,2* ↖
			14: 8,6 →
			15: 9,1 ↗
			16: 10,5* ↓
			17: 9,7 →
			18: 9,9 →
			19: 10,0 ↗
			20: 9,2 ↖
		Serie: 92,0	
		Summa: 186,0	
Tellende		21: 10,2* ↑ 22: 10,0 ↗ 23: 9,4 → 24: 10,0 ↗ 25: 10,2* → 26: 9,5 ↗ 27: 8,7 ↗ 28: 10,2* ↗ 29: 10,2* → 30: 9,3 ↗	Tellende
		Serie: 95,0	31: 10,4* ↓
		Summa: 281,0	32: 9,4 ↗
			33: 10,6* ↑
			34: 9,0 ↗
			35: 9,5 ←
			36: 10,6* ↓
			37: 8,8 →
			38: 10,4* ↗
			39: 10,2* ←
			40: 8,8 ←
		Serie: 93,0	
		Summa: 374,0	
Tellende		41: 10,5* ↗ 42: 9,8 ↗ 43: 8,9 ↗ 44: 9,6 → 45: 9,2 ← 46: 8,8 ↗ 47: 10,1 ↗ 48: 9,7 ↗ 49: 9,0 ↗ 50: 7,1 ←	Tellende
		Serie: 88,0	51: 10,0 ↑
		Summa: 462,0	52: 10,4* ↗
			53: 10,1 ↑
			54: 9,9 ↓
			55: 10,1 →
			56: 8,7 →
			57: 10,3* ↓
			58: 10,7* ↓
			59: 9,4 ↖
			60: 9,3 →
		Serie: 95,0	
		Summa: 557,0	

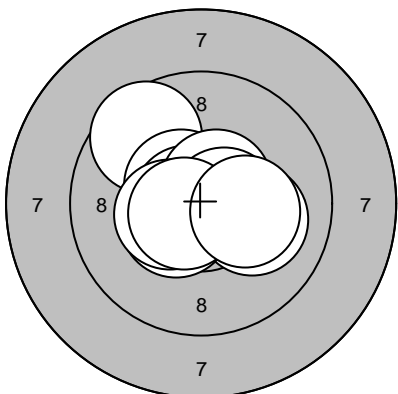
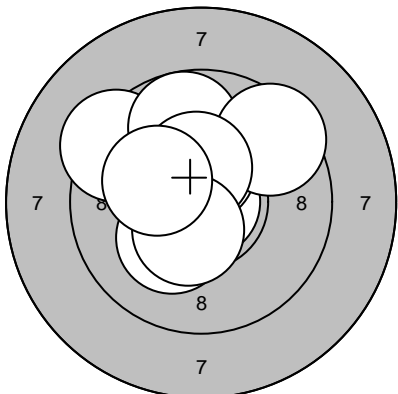
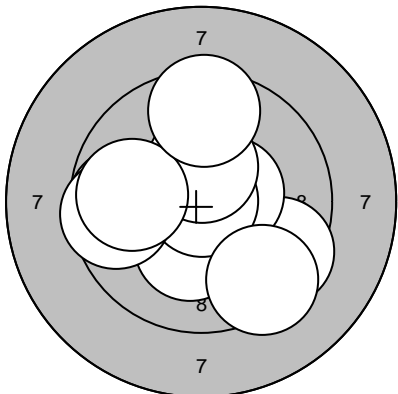
Lag	Tavla	Markus Gillman		
1	17	Mönsterås		
09.10.2004	UME-Skottet			
Tellende		1: 10,5* → 2: 10,3* → 3: 10,0 ↓ 4: 10,7* ↙ 5: 10,4* ↗ 6: 10,5* ↗ 7: 8,8 → 8: 9,8 ↗ 9: 9,8 ↗ 10: 9,4 ←	Tellende 	11: 10,6* ↑ 12: 10,2* ↖ 13: 9,9 → 14: 9,8 → 15: 10,3* ↖ 16: 10,1 ↓ 17: 9,7 → 18: 9,3 → 19: 10,1 ↖ 20: 10,7* ↘
	Serie: 95,0		Serie: 96,0	
	Summa: 95,0		Summa: 191,0	
Tellende		21: 10,3* → 22: 10,6* ↑ 23: 10,4* ↖ 24: 9,8 → 25: 9,5 ↙ 26: 9,6 ↙ 27: 9,9 ← 28: 9,0 ↗ 29: 10,1 ↗ 30: 10,0 ↓	Tellende 	31: 10,3* ↗ 32: 10,5* ↗ 33: 9,1 → 34: 9,8 → 35: 9,5 ↘ 36: 8,9 ← 37: 10,7* ↓ 38: 9,7 ↗ 39: 10,5* → 40: 9,7 ↗
	Serie: 95,0		Serie: 93,0	
	Summa: 286,0		Summa: 379,0	
Tellende		41: 10,1 ↗ 42: 10,6* ↑ 43: 10,3* ↗ 44: 10,1 ↗ 45: 9,6 → 46: 10,6* ↘ 47: 9,4 → 48: 9,8 ↘ 49: 10,3* ↓ 50: 10,3* →	Tellende 	51: 10,5* ↘ 52: 10,1 → 53: 10,0 ↗ 54: 9,9 → 55: 9,7 ← 56: 10,5* ↗ 57: 8,8 ← 58: 8,6 ← 59: 10,7* ↑ 60: 10,1 →
	Serie: 97,0		Serie: 94,0	
	Summa: 476,0		Summa: 570,0	

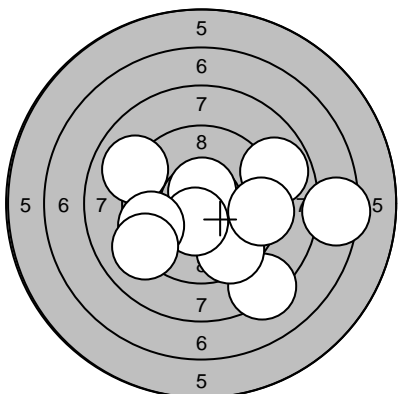
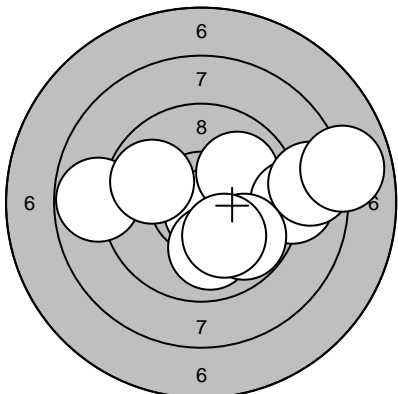
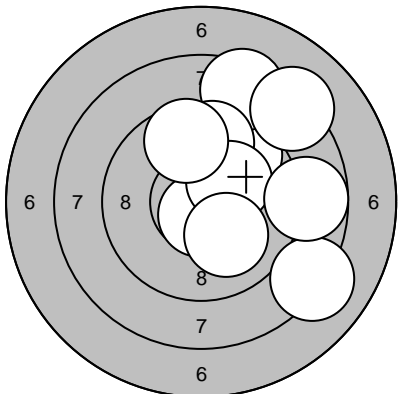
Lag	Tavla		
1	18	Björn Lönn	
		Skoga-Ekshärad	
09.10.2004		UME-Skottet	
Tellende		1: 9,9 ↓ 2: 10,1 → 3: 8,7 ← 4: 9,8 ↑ 5: 10,5* ↑ 6: 9,1 ← 7: 9,7 ↑ 8: 10,4* ↑ 9: 8,8 ↑ 10: 10,0 ↓	Tellende
		Serie: 92,0	11: 9,7 ↓
		Summa: 92,0	12: 10,5* ←
			13: 10,4* →
			14: 9,6 ↗
			15: 10,4* ↑
			16: 10,5* ↑
			17: 10,7* →
			18: 9,1 →
			19: 10,5* ↗
			20: 9,4 →
		Serie: 96,0	
		Summa: 188,0	
Tellende		21: 9,5 ↓ 22: 10,3* → 23: 9,7 → 24: 10,6* → 25: 8,6 ↗ 26: 8,9 ↑ 27: 9,6 ↓ 28: 9,9 ↑ 29: 9,6 ↑ 30: 10,5* ↗	Tellende
		Serie: 91,0	31: 10,4* ←
		Summa: 279,0	32: 9,7 →
			33: 10,2* ←
			34: 9,5 ↗
			35: 9,4 ↗
			36: 9,6 ↓
			37: 10,2* →
			38: 8,2 ←
			39: 10,9* ↖
			40: 8,4 ↓
		Serie: 92,0	
		Summa: 371,0	
Tellende		41: 10,1 ↓ 42: 9,6 → 43: 9,1 → 44: 10,0 ← 45: 9,4 ← 46: 9,6 ↓ 47: 10,8* ↑ 48: 10,2* ↑ 49: 9,3 ← 50: 10,6* ↗	Tellende
		Serie: 95,0	51: 10,2* ↙
		Summa: 466,0	52: 9,9 →
			53: 9,5 ↓
			54: 9,8 ↓
			55: 9,2 ↑
			56: 9,7 ↓
			57: 8,6 ←
			58: 10,6* ↗
			59: 9,3 →
			60: 9,8 ←
		Serie: 91,0	
		Summa: 557,0	

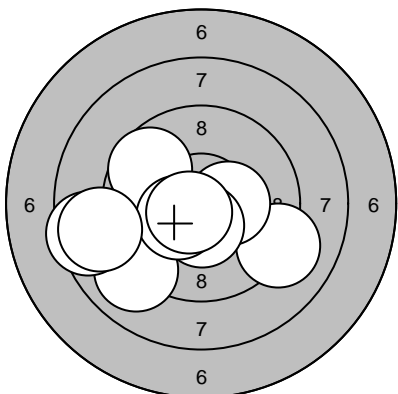
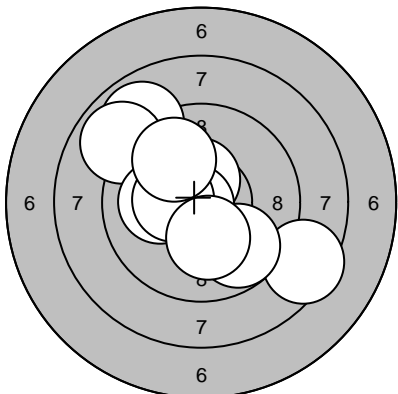
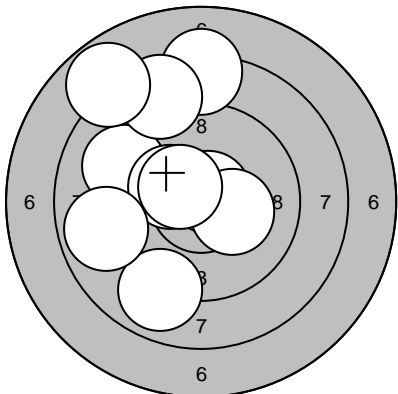
Lag	Tavla	Oscar Kieri	
1	19	Umeå	
09.10.2004	UME-Skottet		
Tellende		1: 10,6* ↙ 2: 9,5 ↗ 3: 7,8 ↙ 4: 10,0 ↗ 5: 9,3 ↙ 6: 9,1 → 7: 8,6 → 8: 8,6 ← 9: 10,5* ↘ 10: 10,9* ↑	Tellende
		Serie: 90,0	11: 10,4* ←
		Summa: 90,0	12: 10,0 ↖
			13: 9,4 ↘
			14: 9,4 →
			15: 8,0 ←
			16: 9,3 ↖
			17: 7,7 ↙
			18: 9,3 ↓
			19: 8,5 ↘
			20: 10,4* ↗
		Serie: 90,0	Serie: 89,0
		Summa: 90,0	Summa: 179,0
Tellende		21: 7,9 → 22: 10,4* ↑ 23: 9,7 → 24: 8,4 ↗ 25: 8,6 ↗ 26: 9,7 → 27: 10,4* ↓ 28: 10,9* ↑ 29: 9,8 ↖ 30: 10,4* →	Tellende
		Serie: 90,0	31: 8,9 ↑
		Summa: 269,0	32: 10,7* ↑
			33: 9,5 ←
			34: 8,7 →
			35: 10,1 ↗
			36: 10,7* ↗
			37: 10,5* ↓
			38: 8,9 ←
			39: 6,9 ↘
			40: 10,1 ↖
		Serie: 90,0	Serie: 89,0
		Summa: 269,0	Summa: 358,0
Tellende		41: 9,9 ↖ 42: 9,8 ↗ 43: 9,0 ↗ 44: 10,7* ← 45: 9,9 ↖ 46: 10,5* → 47: 10,4* ↓ 48: 10,3* ↓ 49: 9,1 ↖ 50: 10,8* ↗	Tellende
		Serie: 95,0	51: 9,5 ↙
		Summa: 453,0	52: 7,3 ←
			53: 10,5* ↙
			54: 9,8 →
			55: 8,0 ↖
			56: 9,5 →
			57: 9,8 →
			58: 10,3* ↘
			59: 10,9* ↑
			60: 8,3 ↘
		Serie: 95,0	Serie: 89,0
		Summa: 453,0	Summa: 542,0

Lag	Tavla	Robin Magnusson	
1	20	SSK Qulan	
09.10.2004	UME-Skottet		
Tellende		1: 10,3* ↙ 2: 9,6 ← 3: 10,2* ← 4: 10,7* ↙ 5: 9,5 ↙ 6: 10,2* ↗ 7: 9,8 ← 8: 10,6* ↙ 9: 10,6* ← 10: 10,2* →	Tellende
		Serie: 97,0	11: 10,3* ←
		Summa: 97,0	12: 10,1 →
			13: 10,6* ↗
			14: 10,5* ↗
			15: 9,8 ↘
			16: 10,7* ↗
			17: 10,7* ↘
			18: 10,9* ↘
			19: 9,9 ↘
			20: 10,4* ↑
		Serie: 98,0	
		Summa: 195,0	
Tellende		21: 10,2* ↗ 22: 10,3* ↗ 23: 10,9* ↗ 24: 9,7 ↗ 25: 10,5* → 26: 10,2* ↑ 27: 10,4* ↘ 28: 10,2* ↗ 29: 9,9 ↑ 30: 10,6* ↗	Tellende
		Serie: 98,0	31: 10,8* ←
		Summa: 293,0	32: 10,3* ↘
			33: 10,9* ↗
			34: 10,6* →
			35: 10,2* ↑
			36: 9,2 ↘
			37: 10,6* ↘
			38: 9,2 ↗
			39: 10,0 ←
			40: 10,1 ↑
		Serie: 98,0	
		Summa: 391,0	
Tellende		41: 10,0 ↗ 42: 10,3* ← 43: 10,3* ↗ 44: 10,5* ↗ 45: 9,9 ↘ 46: 10,2* ↗ 47: 10,3* ↘ 48: 9,9 ← 49: 10,5* ↑ 50: 10,3* ↘	Tellende
		Serie: 98,0	51: 9,1 ↗
		Summa: 489,0	52: 10,0 ↘
			53: 9,8 ←
			54: 10,0 ↘
			55: 9,8 ↑
			56: 10,6* ↗
			57: 10,2* ↘
			58: 10,3* ↗
			59: 10,3* ↘
			60: 10,6* ↘
		Serie: 97,0	
		Summa: 586,0	

Lag	Tavla	Fredrik Nilsson	
1	21	Kristianstad	
09.10.2004	UME-Skottet		
Tellende		1: 10,0 ↑ 2: 9,7 ↖ 3: 9,9 ↓ 4: 10,0 ↙ 5: 9,7 ↙ 6: 10,3* ↘ 7: 10,2* ↗ 8: 10,5* ↓ 9: 10,6* → 10: 9,6 ↙	Tellende
		Serie: 96,0	
		Summa: 96,0	
			11: 10,7* ↓ 12: 10,2* ↙ 13: 9,8 ↓ 14: 10,1 ↘ 15: 10,2* ← 16: 10,9* ↓ 17: 8,3 ↓ 18: 10,7* → 19: 10,5* → 20: 10,6* ↓
			Serie: 97,0
			Summa: 193,0
Tellende		21: 10,4* ↑ 22: 9,4 ↑ 23: 10,2* ← 24: 9,9 ↑ 25: 10,0 ↑ 26: 10,1 ↑ 27: 10,2* ↖ 28: 9,3 ↗ 29: 9,0 ↓ 30: 9,9 ↓	Tellende
		Serie: 95,0	
		Summa: 288,0	
			31: 9,1 → 32: 10,8* ↓ 33: 10,3* ↙ 34: 8,9 ↓ 35: 10,4* ← 36: 9,3 → 37: 10,6* ↓ 38: 9,7 ↙ 39: 10,2* ↓ 40: 10,2* →
			Serie: 95,0
			Summa: 383,0
Tellende		41: 9,4 ↘ 42: 9,9 ↙ 43: 10,5* → 44: 10,1 ↓ 45: 8,5 ↘ 46: 10,3* ↘ 47: 10,0 → 48: 10,5* ← 49: 9,5 ↓ 50: 10,7* →	Tellende
		Serie: 95,0	
		Summa: 478,0	
			51: 10,3* ↑ 52: 10,0 → 53: 10,5* ↘ 54: 10,1 → 55: 9,7 ← 56: 10,1 ↖ 57: 9,7 ↙ 58: 9,7 ↓ 59: 9,7 ↓ 60: 10,9* ↗
			Serie: 96,0
			Summa: 574,0

Lag	Tavla	Samuel Hallberg	
1	22	Skövde SKG	
09.10.2004	UME-Skottet		
Tellende		1: 10,1 → 2: 9,6 ↗ 3: 10,5* ↘ 4: 10,5* ↗ 5: 10,7* ← 6: 10,6* ↗ 7: 10,4* ← 8: 10,6* → 9: 10,7* ↘ 10: 10,2* →	Tellende
		Serie: 99,0	11: 10,4* ↗
		Summa: 99,0	12: 9,1 ↗
			13: 8,8 ↗
			14: 9,3 ↗
			15: 9,6 ↗
			16: 10,1 ←
			17: 9,1 ←
			18: 10,6* ↗
			19: 9,4 ↘
			20: 9,2 →
		Serie: 99,0	Serie: 92,0
		Summa: 99,0	Summa: 191,0
Tellende		21: 10,9* → 22: 9,4 ↗ 23: 10,4* ↑ 24: 10,2* ↑ 25: 10,2* ↘ 26: 9,8 ↑ 27: 9,5 ↗ 28: 10,4* ↑ 29: 10,5* ↘ 30: 10,2* ←	Tellende
		Serie: 97,0	31: 10,4* ↘
		Summa: 288,0	32: 10,6* →
			33: 9,3 ↗
			34: 10,0 →
			35: 9,2 ↑
			36: 10,1 ←
			37: 9,6 →
			38: 10,0 ↗
			39: 10,3* ↘
			40: 9,6 ↗
		Serie: 97,0	Serie: 96,0
		Summa: 288,0	Summa: 384,0
Tellende		41: 9,7 ← 42: 9,5 ↘ 43: 10,5* → 44: 10,2* ↓ 45: 10,9* ↗ 46: 10,4* ↑ 47: 9,6 ← 48: 9,4 ↘ 49: 9,9 ← 50: 9,5 ↑	Tellende
		Serie: 94,0	51: 9,8 ↘
		Summa: 478,0	52: 10,1 ←
			53: 9,2 ↘
			54: 9,3 ↘
			55: 10,5* →
			56: 10,2* ↗
			57: 10,3* ↗
			58: 9,9 ↘
			59: 10,8* ←
			60: 10,7* →
		Serie: 94,0	Serie: 96,0
		Summa: 478,0	Summa: 574,0

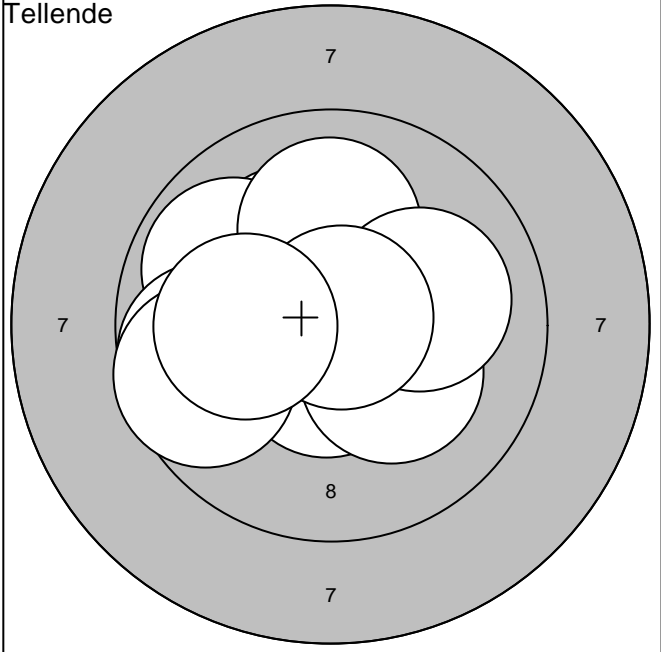
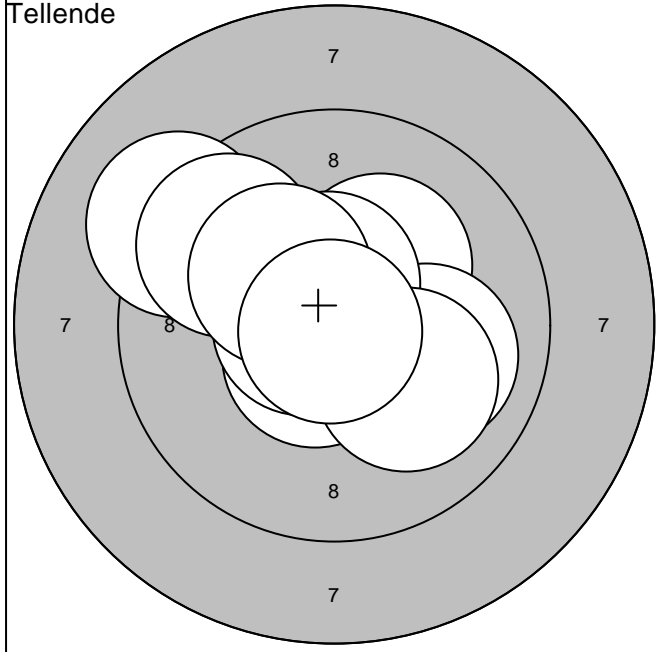
Lag	Tavla	Johan Zakrisson	
1	23	Ramselefors	
09.10.2004	UME-Skottet		
Tellende		1: 10,6* ↑ 2: 8,3 ↓ 3: 8,9 → 4: 9,5 ↓ 5: 10,4* ↓ 6: 9,4 → 7: 9,0 ↖ 8: 9,5 ← 9: 9,1 ↙ 10: 7,4 →	Tellende
		Serie: 88,0	11: 9,7 ←
		Summa: 88,0	12: 9,7 ↓
			13: 9,6 ↗
			14: 9,3 ←
			15: 9,1 ↓
			16: 10,2* ↖
			17: 7,9 ↖
			18: 8,2 ↗
			19: 8,3 ↓
			20: 10,8* ↓
		Serie: 88,0	Serie: 88,0
		Summa: 88,0	Summa: 176,0
Tellende		21: 10,7* ↓ 22: 10,0 ↗ 23: 8,8 ← 24: 9,0 → 25: 10,0 ↓ 26: 8,6 → 27: 9,8 ↓ 28: 9,8 ↖ 29: 7,9 → 30: 10,1 ↓	Tellende
		Serie: 90,0	31: 9,8 ↑
		Summa: 266,0	32: 9,0 →
			33: 10,1 ↗
			34: 7,9 ↓
			35: 10,0 ↗
			36: 9,6 ↗
			37: 7,9 ↓
			38: 7,0 ←
			39: 10,2* ↓
			40: 9,4 ↗
		Serie: 90,0	Serie: 87,0
		Summa: 266,0	Summa: 353,0
Tellende		41: 9,7 ↗ 42: 8,1 ↘ 43: 10,7* ↓ 44: 8,5 ↗ 45: 9,7 ↑ 46: 10,2* ↗ 47: 8,7 → 48: 9,6 ↑ 49: 10,1 ↓ 50: 8,2 ↗	Tellende
		Serie: 89,0	51: 8,4 ↓
		Summa: 442,0	52: 8,7 ↓
			53: 9,1 ↑
			54: 10,5* →
			55: 7,4 →
			56: 10,4* ↖
			57: 7,1 ↗
			58: 9,9 ↖
			59: 7,8 ↗
			60: 9,8 ↓
		Serie: 89,0	Serie: 84,0
		Summa: 442,0	Summa: 526,0

Lag	Tavla	Johan Nilsson	
1	24	Ramselefors	
09.10.2004	UME-Skottet		
Tellende		1: 10,5* ↙ 2: 9,1 ➤ 3: 10,4* ➔ 4: 9,7 ↗ 5: 9,0 ↘ 6: 10,5* ↘ 7: 10,4* ↙ 8: 10,6* ↙ 9: 8,5 ← 10: 8,8 ←	Tellende
		Serie: 93,0	11: 10,0 ➔
		Summa: 93,0	12: 9,7 ↘
			13: 9,6 ↙
			14: 10,0 ↗
			15: 9,6 ↙
			16: 10,0 ↘
			17: 8,2 ↙
			18: 10,3* ↘
			19: 10,1 ↘
			20: 9,3 ↗
		Serie: 94,0	
		Summa: 187,0	
Tellende		21: 8,9 ↗ 22: 8,5 ➤ 23: 9,7 ↘ 24: 8,9 ↗ 25: 10,5* ↗ 26: 10,1 ← 27: 10,7* ← 28: 10,4* ← 29: 9,9 ↗ 30: 10,2* ↘	Tellende
		Serie: 92,0	31: 9,3 ➤
		Summa: 279,0	32: 9,8 ↘
			33: 10,5* ↗
			34: 10,1 ➔
			35: 10,2* ↗
			36: 9,4 ←
			37: 9,4 ←
			38: 9,3 ➔
			39: 9,6 ↘
			40: 9,6 ↘
		Serie: 93,0	
		Summa: 372,0	
Tellende		41: 9,2 ↙ 42: 8,9 ↘ 43: 10,7* ↗ 44: 10,2* ↙ 45: 8,2 ↗ 46: 10,3* ➔ 47: 10,4* ↗ 48: 8,9 ← 49: 8,6 ↗ 50: 7,9 ↗	Tellende
		Serie: 88,0	51: 10,2* ↗
		Summa: 460,0	52: 10,1 ↙
			53: 8,6 ↗
			54: 8,5 ↗
			55: 8,9 ←
			56: 10,5* ↘
			57: 9,3 ↗
			58: 10,3* ↘
			59: 10,2* ↘
			60: 9,0 ↙
		Serie: 92,0	
		Summa: 552,0	

Lag	Tavla		
1	25	Linda Mauritsson	

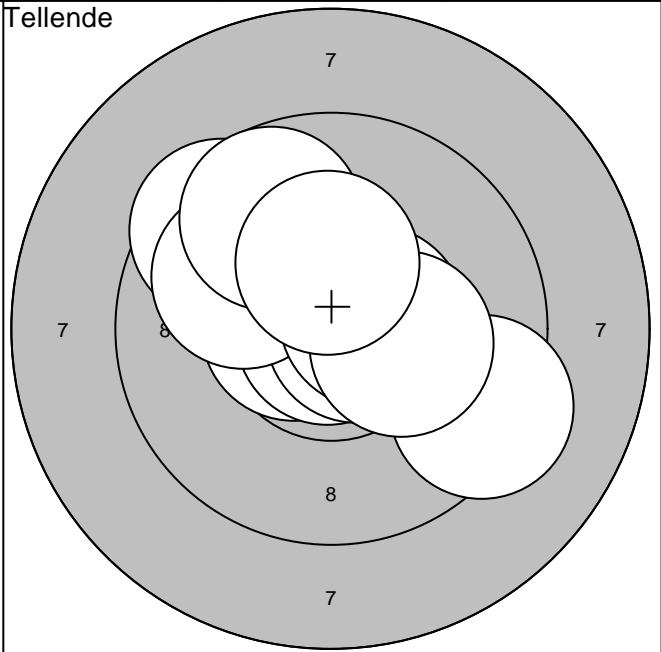
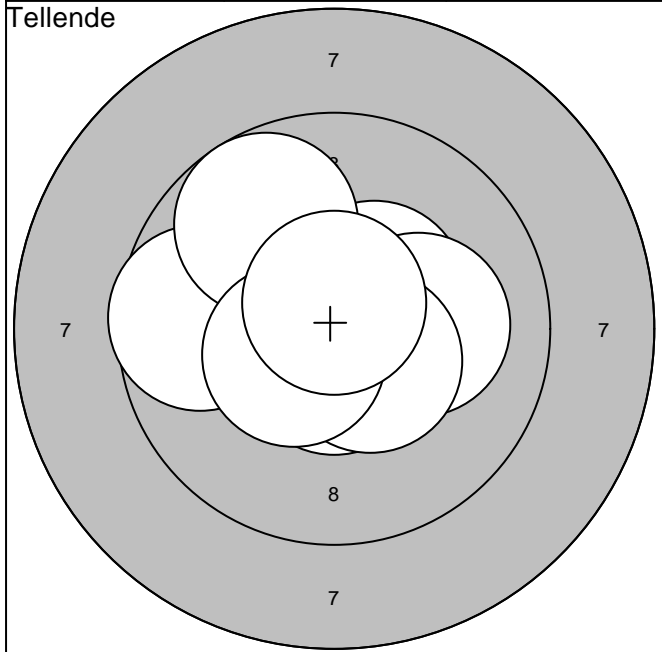
		Mösterås	
--	--	----------	--

09.10.2004	UME-Skottet		
------------	-------------	--	--



1:10,6* ↓	6:10,1 →	Serie: 98,0
2:10,2* ↗	7: 9,7 ↖	
3: 9,2 ↖	8:10,7* ←	Summa: 98,0
4:10,0 →	9:10,3* ↖	
5:10,6* ↑	10:10,9* ↓	

11:10,6* ↓	16:10,0 ↑	Serie: 97,0
12:10,2* ↖	17:10,1 →	
13: 9,9 ↖	18:10,8* ↗	Summa: 195,0
14: 9,7 ←	19: 9,7 ←	
15:10,2* ↓	20:10,1 ←	



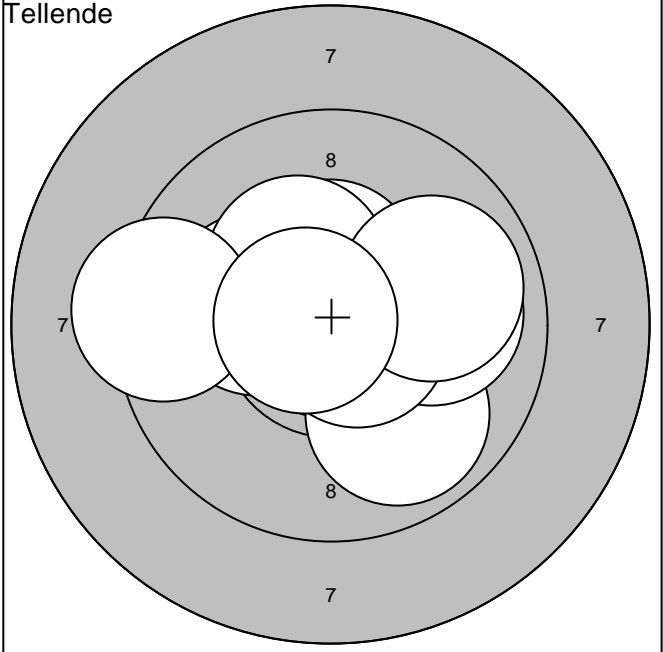
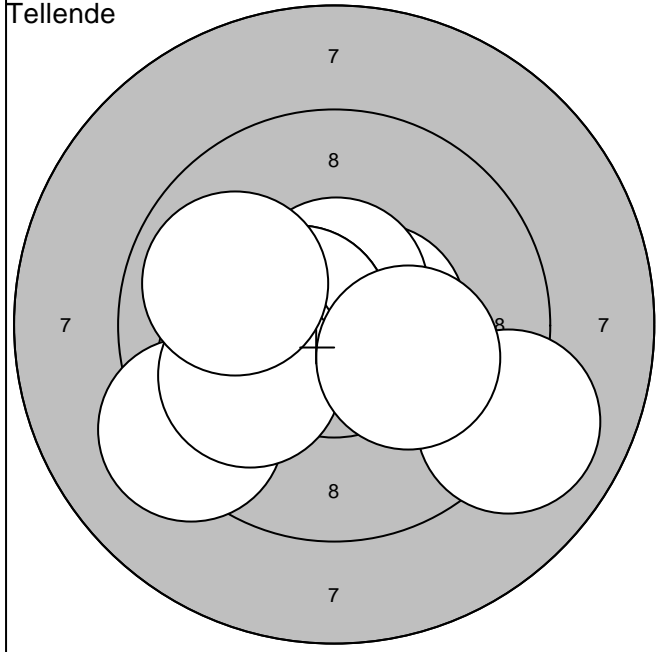
21: 9,7 ←	26:10,1 →	Serie: 98,0
22:10,5* ↙	27: 9,8 ↗	
23:10,3* →	28:10,5* ↓	Summa: 293,0
24:10,6* ↓	29:10,5* ↙	
25:10,4* ↗	30:10,7* ↑	

31:10,6* ←	36:10,0 ↖	Serie: 97,0
32: 9,3 ↘	37:10,5* →	
33:10,9* ↓	38: 9,7 ↗	Summa: 390,0
34: 9,5 ↗	39:10,3* →	
35:10,7* →	40:10,3* ↑	

Lag	Tavla		
1	26	Marie Engqvist	

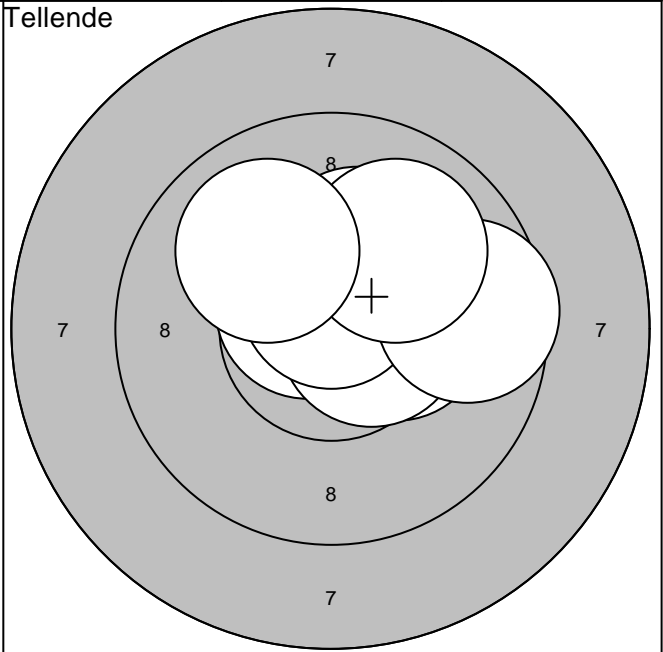
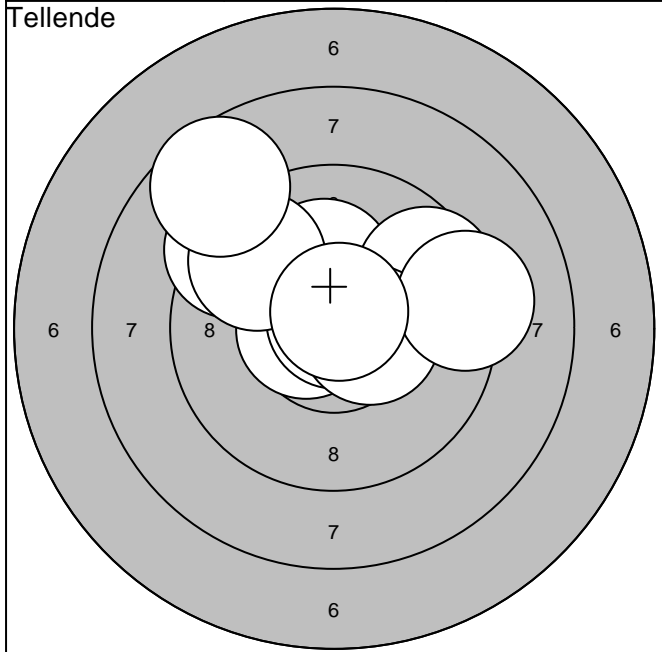
Eskilstuna			
------------	--	--	--

09.10.2004	UME-Skottet		
------------	-------------	--	--



1:10,6* →	6: 9,2 ↙	Serie: 97,0
2:10,6* ↑	7: 9,0 →	
3:10,6* ←	8:10,0 ↙	Summa: 97,0
4:10,6* ←	9:10,2* →	
5:10,1 ←	10: 9,9 ↙	

11:10,9* ↘	16:10,2* ←	Serie: 97,0
12: 9,9 ↘	17:10,3* ↗	
13:10,4* ↑	18: 9,3 ←	Summa: 194,0
14:10,0 →	19: 9,9 →	
15:10,7* →	20:10,7* ←	



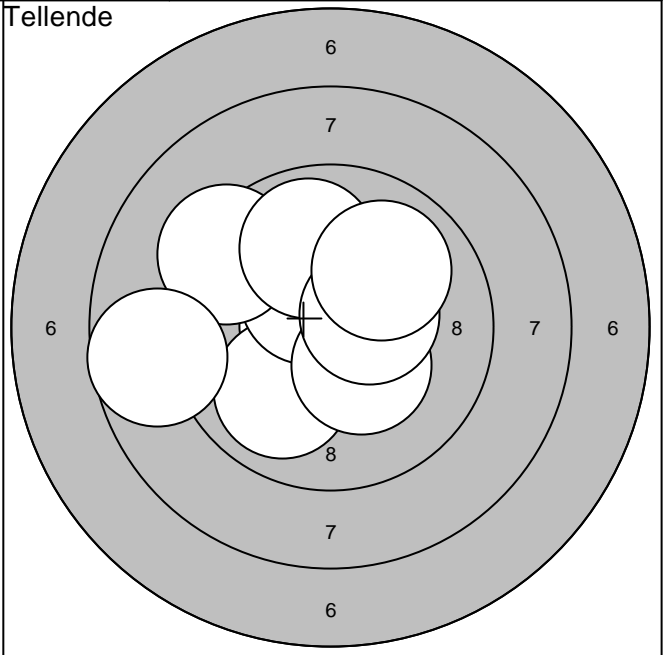
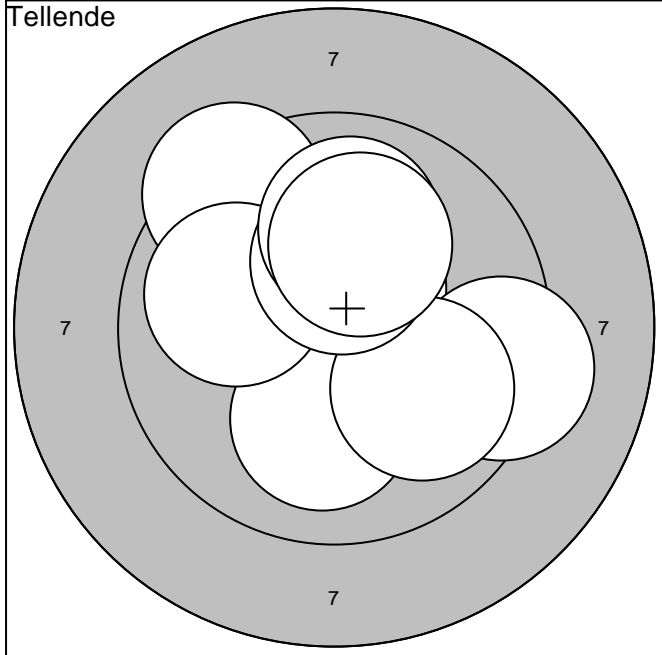
21: 9,3 ↙	26: 9,6 ↙	Serie: 94,0
22:10,6* ←	27: 8,6 ↙	
23:10,8* ↑	28:10,5* →	Summa: 288,0
24:10,2* ↑	29: 9,2 →	
25: 9,6 ↗	30:10,7* ↑	

31:10,4* →	36:10,2* ↑	Serie: 99,0
32:10,1 →	37:10,6* ↑	
33:10,3* →	38: 9,6 →	Summa: 387,0
34:10,7* ↙	39:10,0 ↗	
35:10,6* →	40:10,0 ↙	

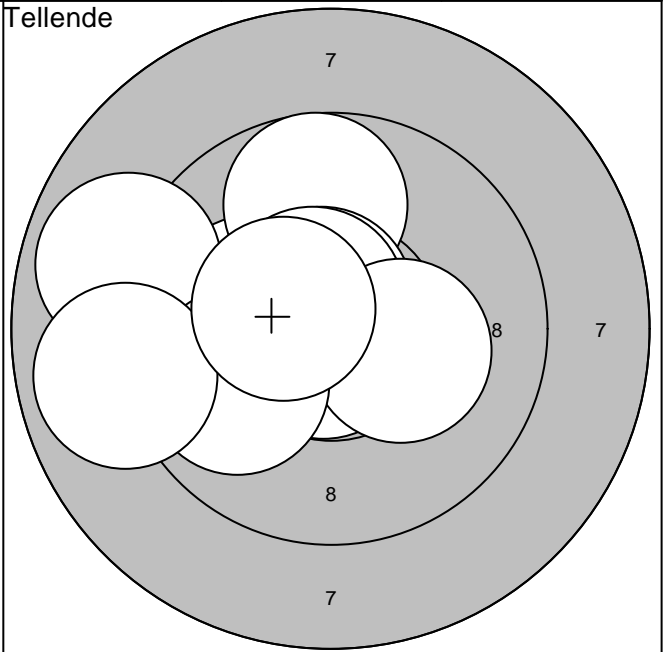
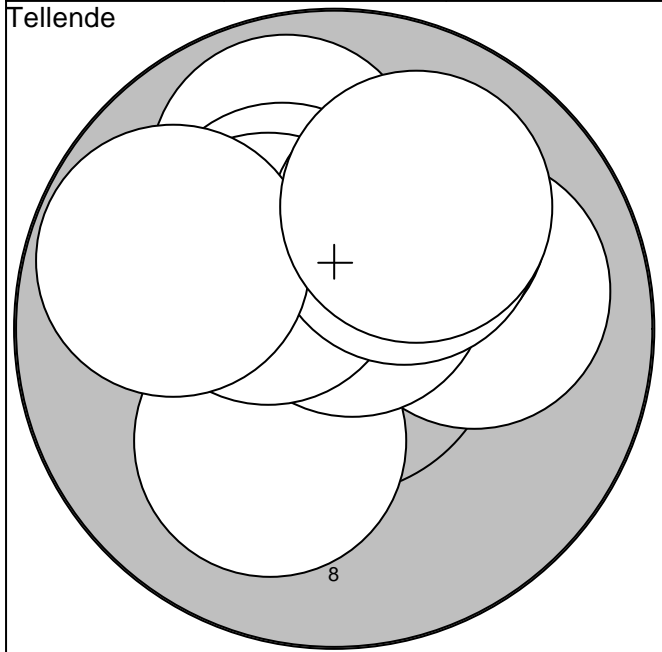
Lag	Tavla		
1	27	Elin Pettersson	

Skoga-Ekshärad			
----------------	--	--	--

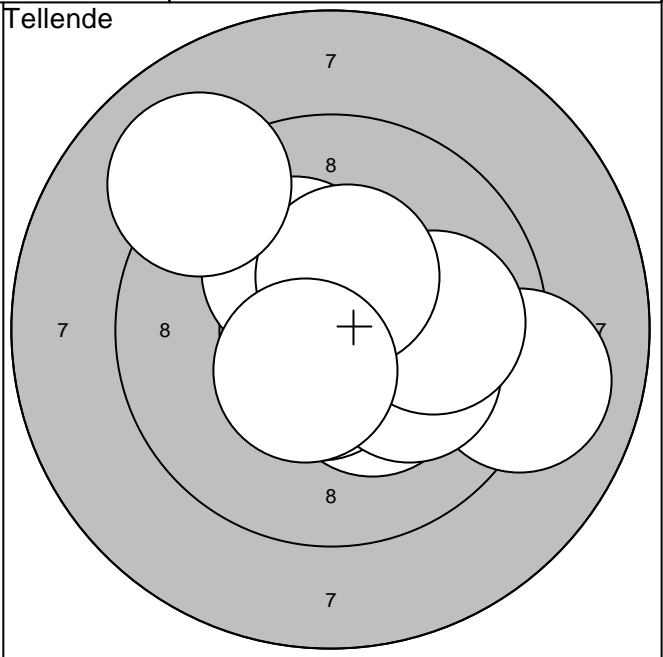
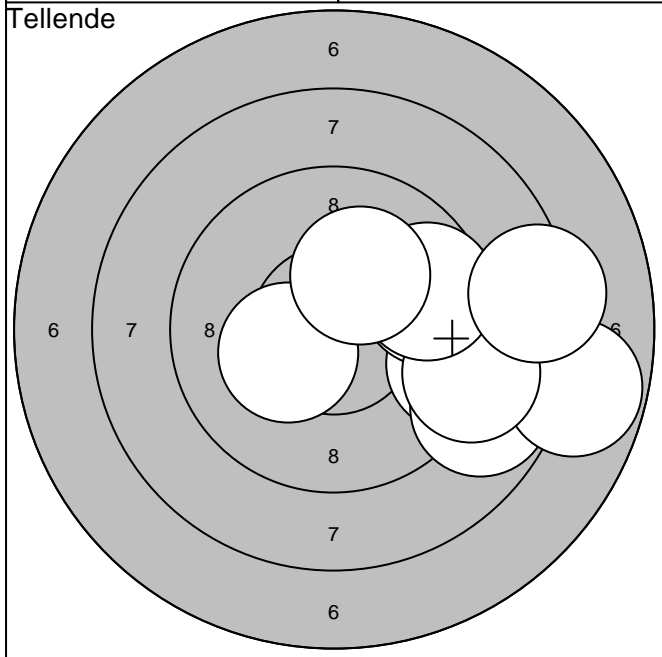
09.10.2004	UME-Skottet		
------------	-------------	--	--



1: 9,3 ↖	6: 9,9 ↘	Serie: 97,0	11:10,6* ↓	16: 9,9 ↑	Serie: 96,0
2:10,5* ↗	7:10,0 ←		12:10,7* ←	17:10,3* ↘	
3:10,4* ↓	8:10,3* ↑	Summa: 97,0	13:10,0 ↙	18: 8,7 ←	Summa: 193,0
4: 9,3 →	9:10,0 ↑		14:10,5* ↖	19:10,4* →	
5:10,0 ↓	10:10,1 ↑		15: 9,3 ↖	20:10,0 ↗	

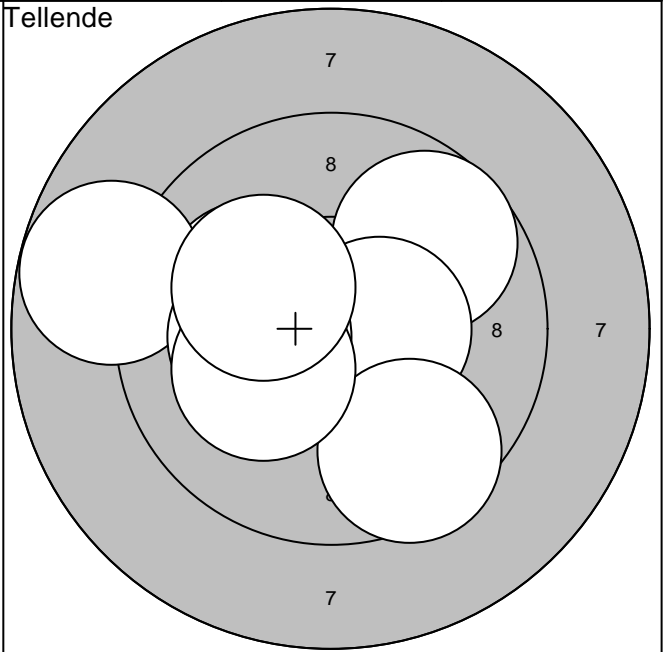
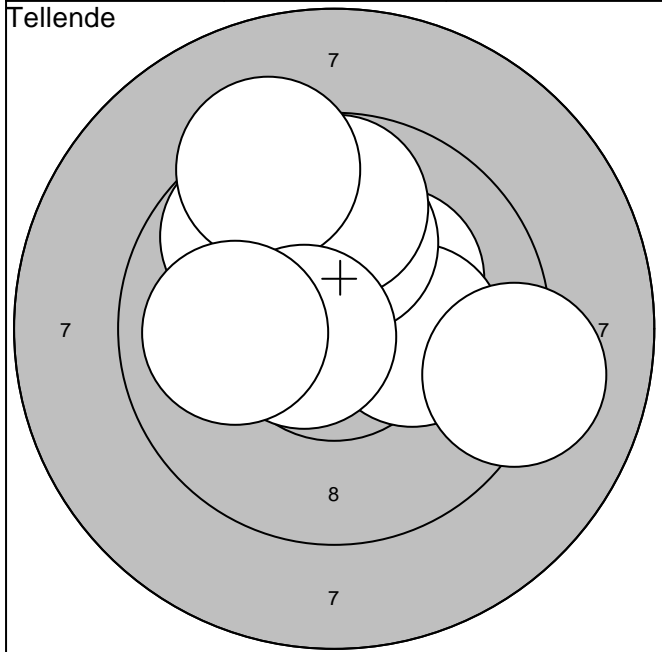


21:10,0 →	26:10,3* ↖	Serie: 98,0	31:10,2* ←	36:10,6* ↖	Serie: 94,0
22:10,1 ↓	27:10,4* ↖		32: 9,8 ↑	37:10,2* →	
23:10,6* ↗	28:10,2* ↗	Summa: 291,0	33:10,8* ↓	38: 9,9 ←	Summa: 385,0
24: 9,9 ↑	29: 9,8 ←		34:10,7* ↗	39: 8,9 ←	
25:10,1 ↗	30:10,0 ↗		35: 8,9 ←	40:10,5* ↖	



1: 9,3 →	6: 9,1 →	Serie: 88,0
2: 9,0 →	7: 9,7 →	
3: 8,8 ↘	8:10,3* ←	Summa: 88,0
4: 9,7 →	9:10,2* ↗	
5: 7,8 →	10: 8,3 →	

11:10,3* ↘	16:10,1 →	Serie: 98,0
12:10,5* ↓	17:10,0 →	
13:10,9* ↑	18:10,4* ↑	Summa: 186,0
14: 9,1 →	19: 9,1 ↖	
15:10,3* ↖	20:10,5* ↓	



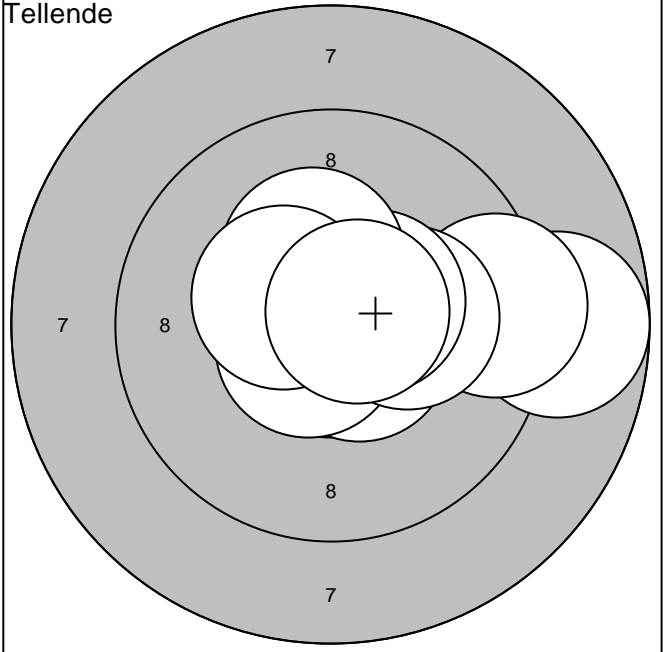
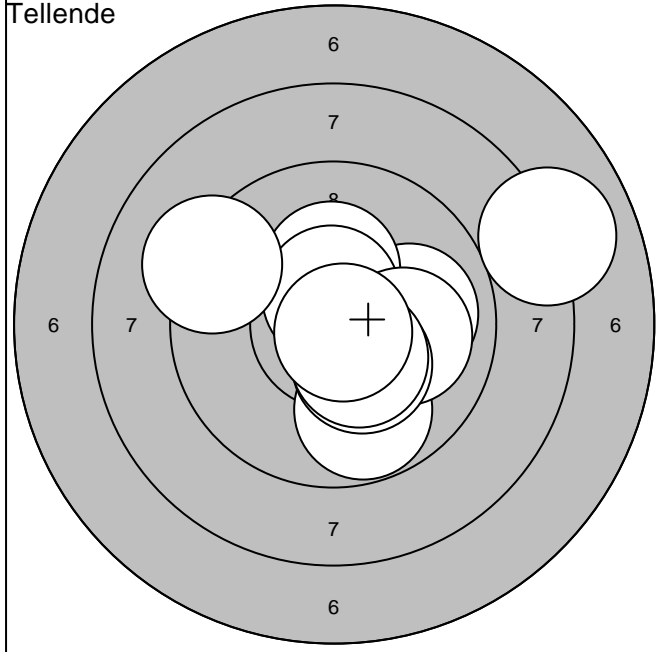
21:10,2* ↗	26: 9,1 →	Serie: 96,0
22:10,2* ↑	27: 9,8 ↑	
23:10,2* →	28: 9,3 ↗	Summa: 282,0
24: 9,8 ↖	29:10,6* ←	
25:10,1 ↑	30:10,0 ←	

31: 9,7 ↗	36:10,5* →	Serie: 96,0
32:10,3* ←	37:10,3* ←	
33:10,6* ↘	38: 9,5 ↓	Summa: 378,0
34:10,1 ↖	39:10,2* ←	
35: 8,8 ←	40:10,2* ↖	

Lag	Tavla	Johanna Fritzson	
1	29		

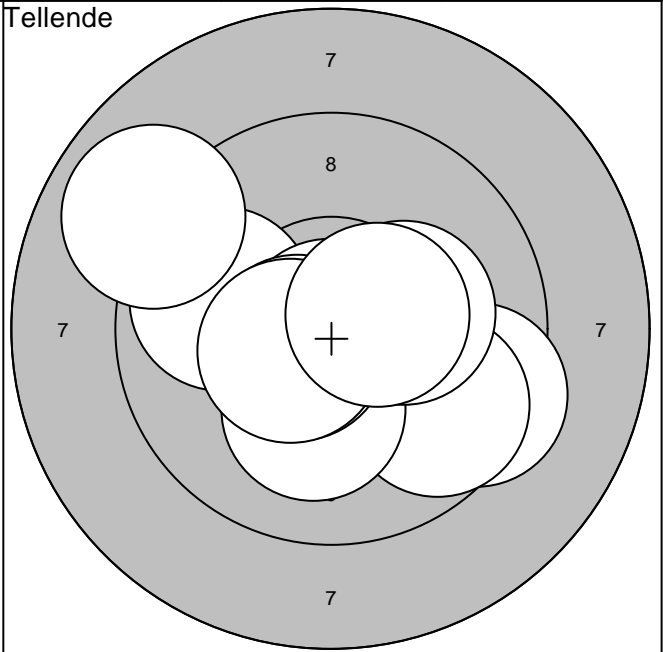
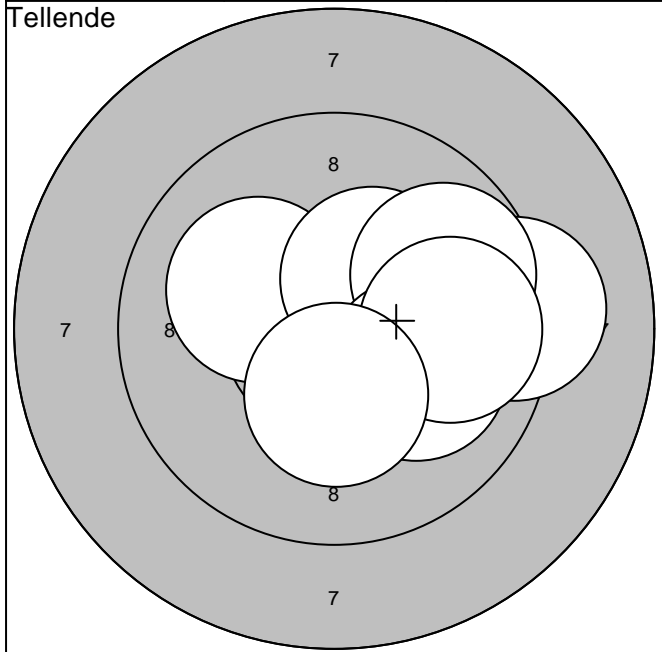
Kinneved			
----------	--	--	--

09.10.2004	UME-Skottet		
------------	-------------	--	--



1:10,0 →	6:10,1 →	Serie: 96,0
2: 9,8 ↓	7:10,3* ↓	
3:10,3* ↑	8:10,4* ↓	Summa: 96,0
4:10,6* ↑	9: 8,0 →	
5: 9,2 ←	10:10,8* ↓	

11: 8,8 →	16:10,2* →	Serie: 97,0
12:10,6* ↖	17:10,5* →	
13: 9,4 →	18:10,3* ↑	Summa: 193,0
14:10,6* ↓	19:10,4* ↖	
15:10,6* ↙	20:10,7* →	



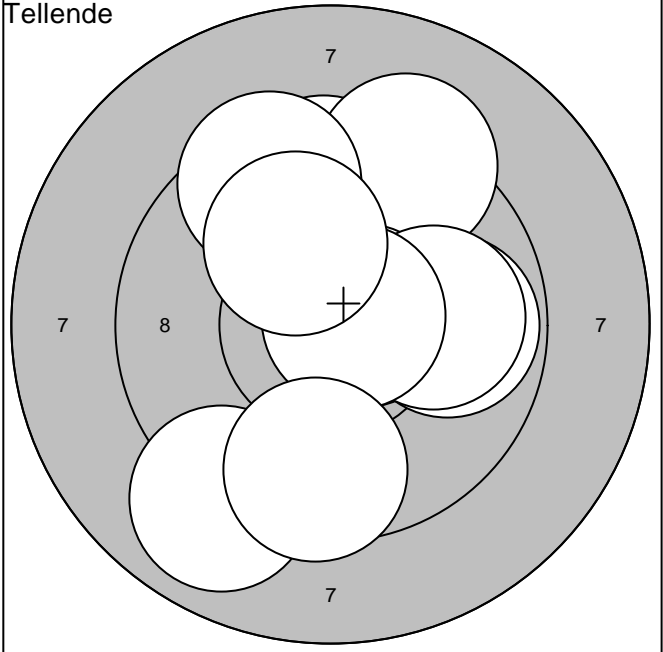
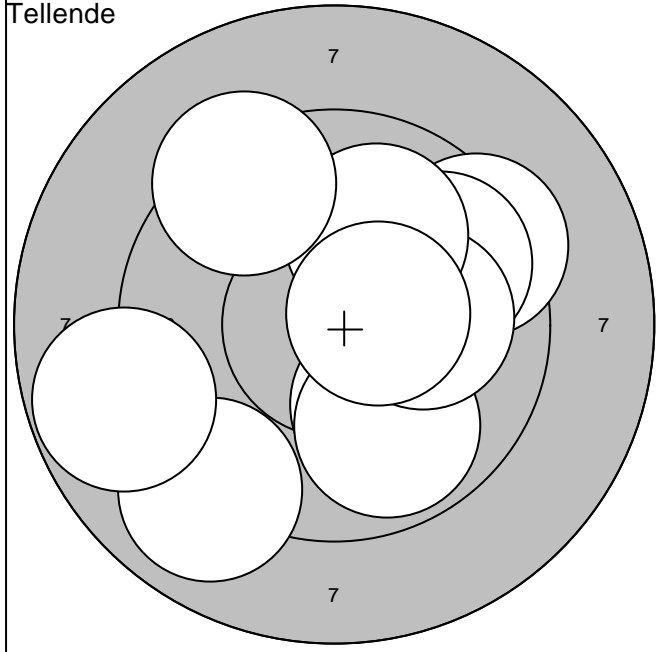
21:10,1 →	26: 9,2 →	Serie: 97,0
22:10,4* →	27: 9,8 →	
23:10,6* ↗	28:10,1 →	Summa: 290,0
24:10,1 ↖	29: 9,8 →	
25:10,4* ↗	30:10,3* ↓	

31: 9,4 ↘	36:10,2* →	Serie: 95,0
32: 9,7 ↘	37: 8,9 ↖	
33: 9,8 ↖	38:10,6* ↖	Summa: 385,0
34:10,9* ↓	39:10,5* ↖	
35:10,1 ↓	40:10,5* →	

Lag	Tavla		
1	30	Anneli Persson	

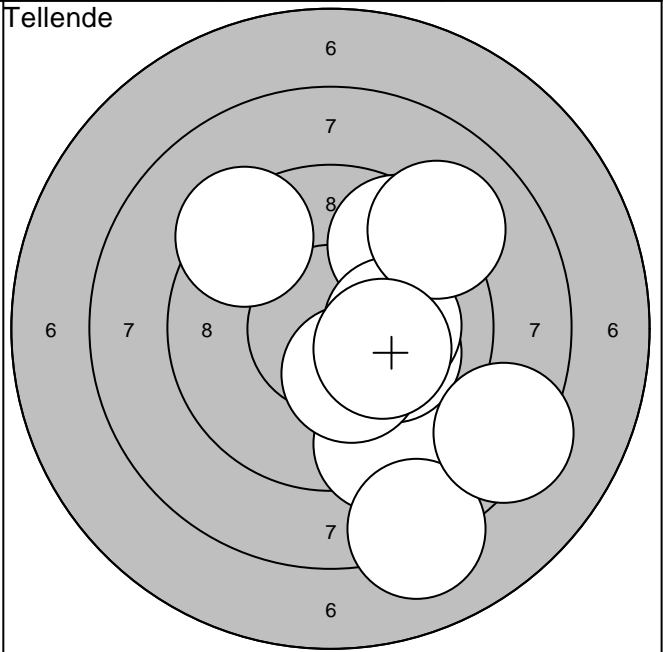
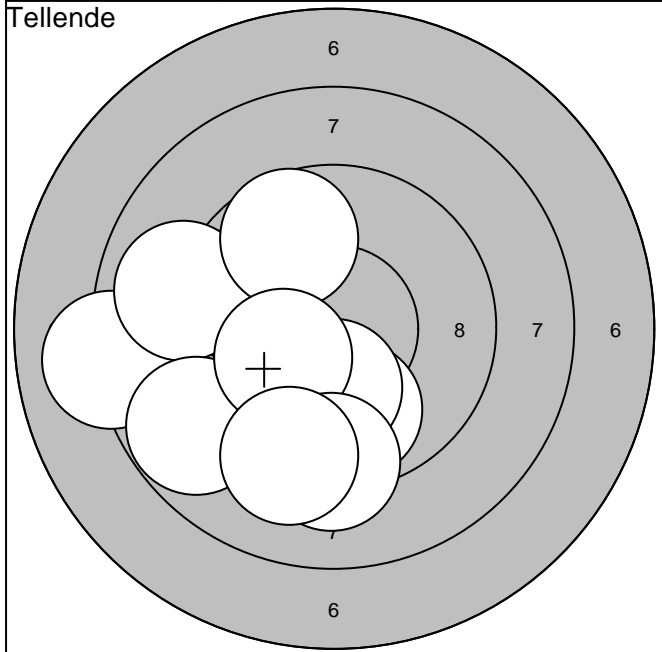
Umeå			
------	--	--	--

09.10.2004	UME-Skottet		
------------	-------------	--	--



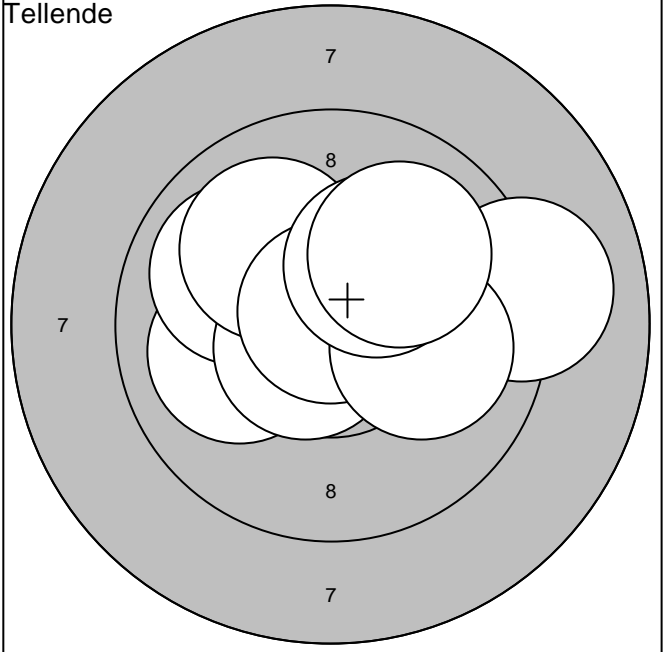
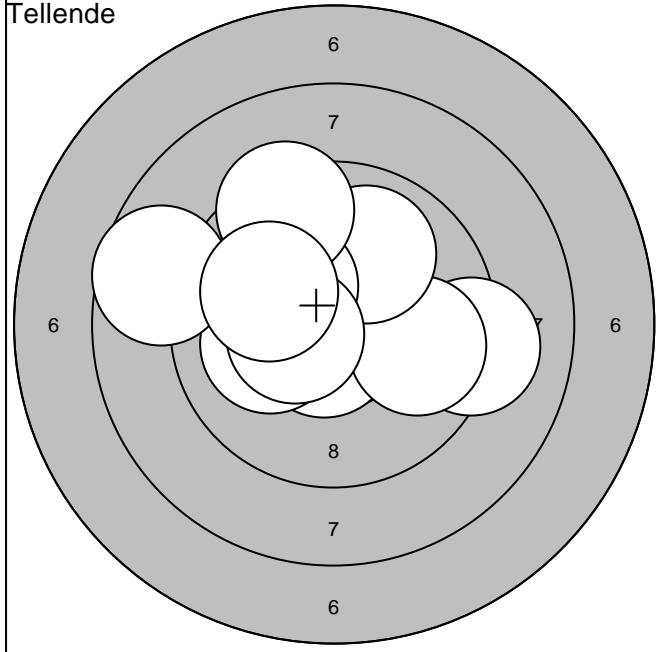
1: 10,0 ↘	6: 9,8 ↗	Serie: 92,0
2: 9,4 ↗	7: 10,1 →	
3: 9,8 ↘	8: 10,0 ↗	Summa: 92,0
4: 8,9 ↙	9: 9,3 ↖	
5: 8,8 ←	10: 10,5* →	

11: 9,6 ↑	16: 10,0 →	Serie: 94,0
12: 9,3 ↗	17: 10,7* →	
13: 9,8 →	18: 9,5 ↘	Summa: 186,0
14: 10,6* →	19: 9,5 ↖	
15: 9,0 ↙	20: 10,1 ↖	



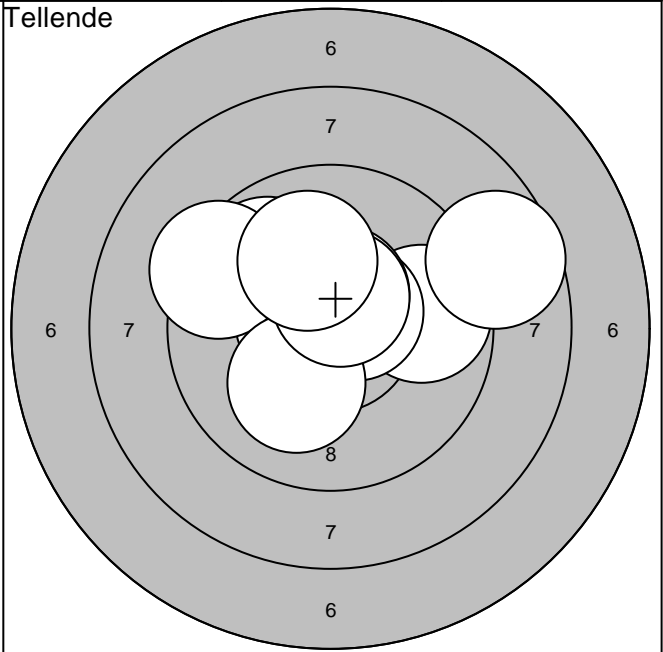
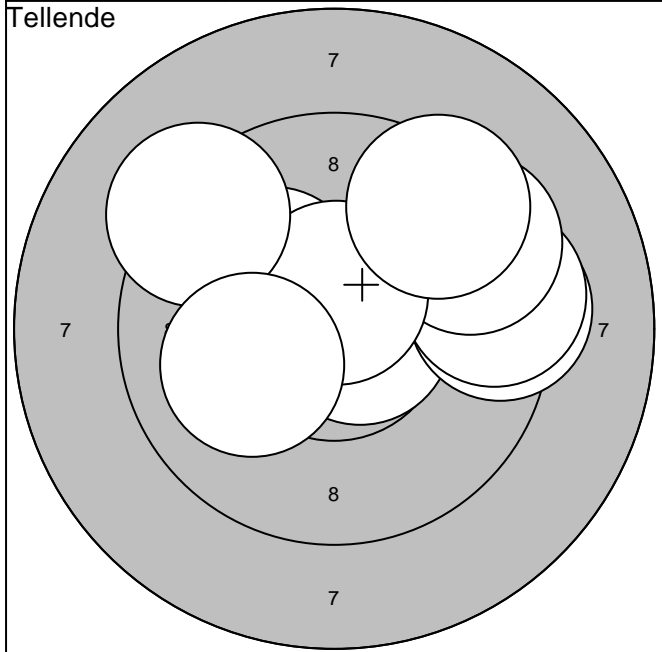
21: 9,9 ↘	26: 10,2* ↘	Serie: 90,0
22: 8,1 ←	27: 8,8 ←	
23: 9,8 ↖	28: 10,2* ↖	Summa: 276,0
24: 9,0 ←	29: 9,2 ↘	
25: 9,7 ↗	30: 9,2 ↘	

31: 9,3 ↘	36: 10,3* ↘	Serie: 92,0
32: 8,2 ↘	37: 10,2* →	
33: 10,1 →	38: 9,1 ↗	Summa: 368,0
34: 9,6 ↗	39: 10,2* →	
35: 9,3 ↖	40: 8,4 ↘	



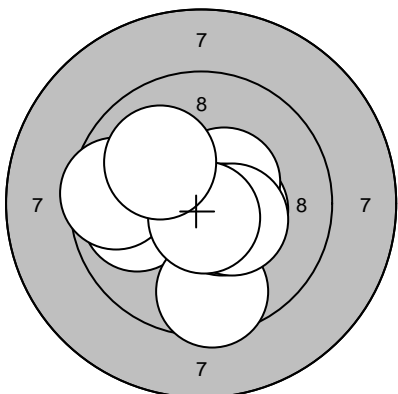
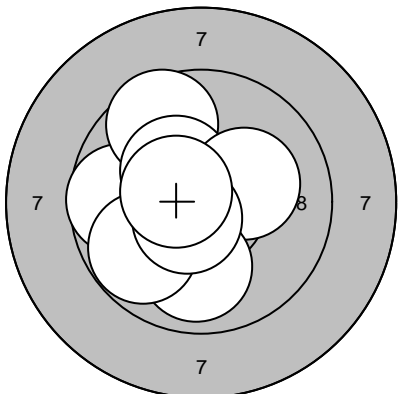
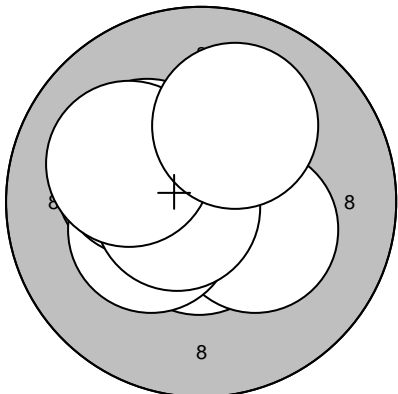
1:10,6* ↓	6:10,2* ↖	Serie: 95,0
2: 9,2 →	7:10,4* ←	
3: 9,9 →	8: 8,7 ←	Summa: 95,0
4:10,0 ↗	9: 9,4 ↗	
5:10,1 ←	10:10,0 ↖	

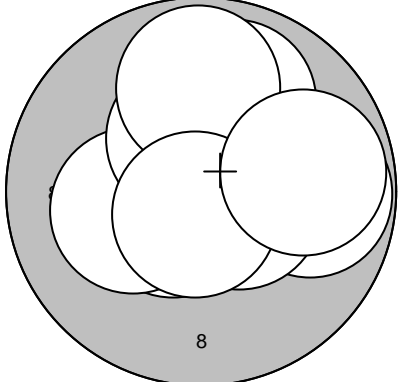
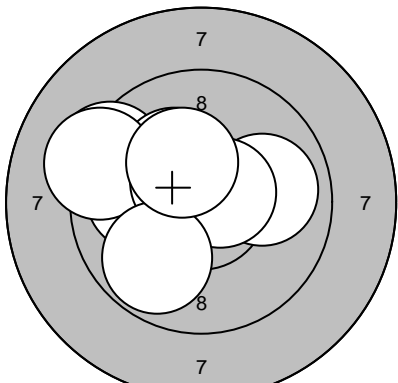
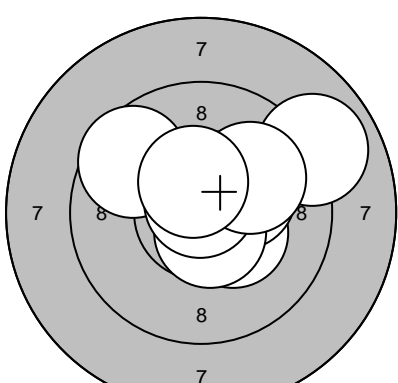
11: 9,1 →	16:10,0 ↖	Serie: 99,0
12:10,6* ↗	17:10,8* ↑	
13:10,0 ←	18:10,0 →	Summa: 194,0
14:10,0 ↖	19:10,2* ↗	
15:10,6* ↙	20:10,0 ↗	

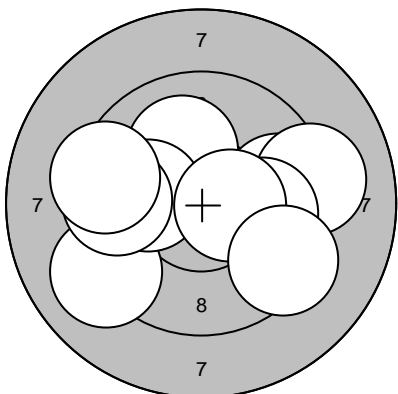
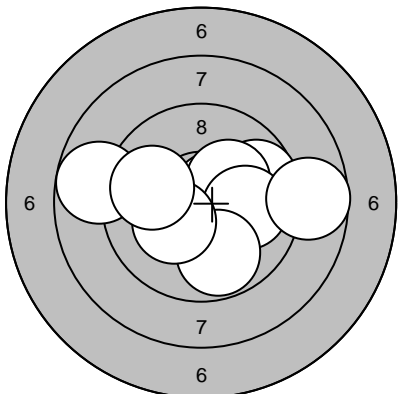
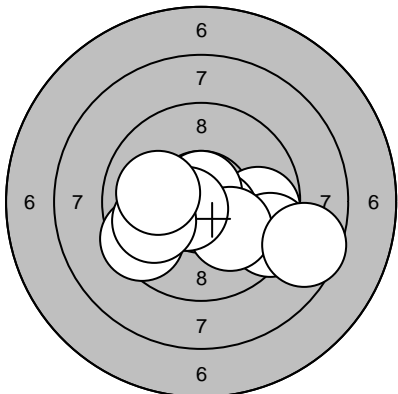


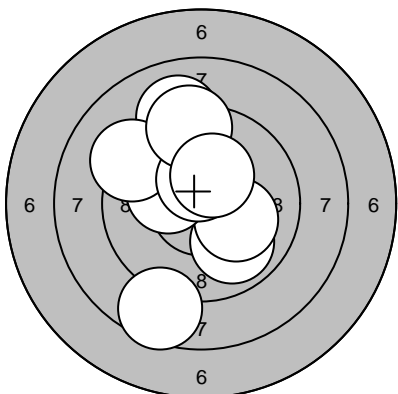
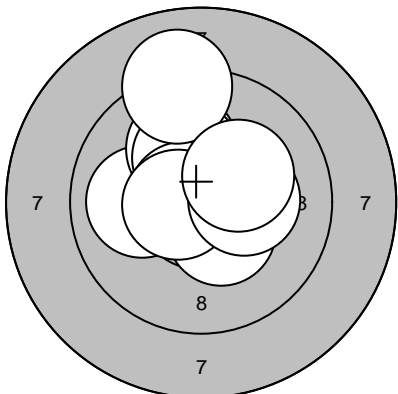
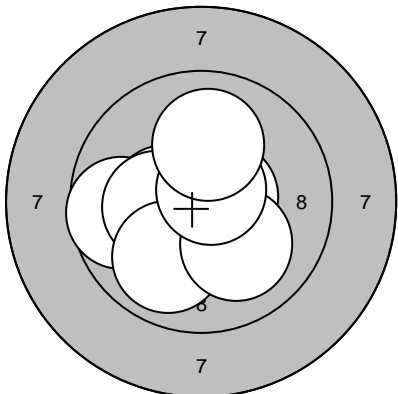
21:10,7* →	26: 9,4 ↗	Serie: 95,0
22:10,4* ↖	27:10,6* ↑	
23: 9,3 →	28: 9,4 ↗	Summa: 289,0
24:10,2* ↖	29: 9,2 ↖	
25: 9,4 →	30:10,1 ←	

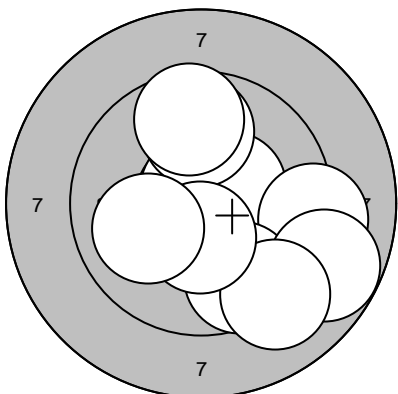
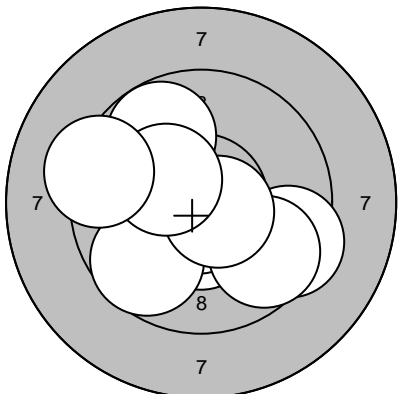
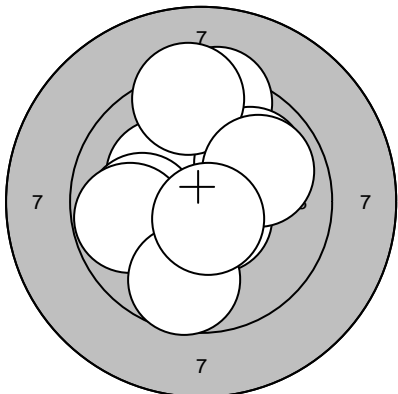
31: 9,8 →	36: 8,7 ↗	Serie: 95,0
32: 9,8 ↖	37:10,5* ↑	
33:10,6* ←	38:10,1 ↙	Summa: 384,0
34: 9,3 ↖	39:10,6* ↑	
35:10,6* ↗	40:10,0 ↗	

Lag	Tavla	Thomas Holmlund	
1	32	Vännäs	
09.10.2004	UME-Skottet		
Tellende		1: 10,7* ↗ 2: 9,9 ← 3: 9,6 ← 4: 9,5 ↓ 5: 10,5* → 6: 10,5* ↗ 7: 10,5* ↘ 8: 10,4* → 9: 10,7* ↓ 10: 10,0 ↗	Tellende
		Serie: 97,0 Summa: 97,0	11: 10,3* → 12: 9,9 ↗ 13: 9,9 ↓ 14: 10,3* ← 15: 9,8 → 16: 10,3* ↘ 17: 9,5 ↗ 18: 9,9 ↓ 19: 10,9* ↗ 20: 10,3* ↑
			Serie: 95,0 Summa: 192,0
Tellende		21: 10,4* ↗ 22: 10,4* ← 23: 9,7 ← 24: 9,6 ↗ 25: 10,3* ↗ 26: 10,2* → 27: 9,9 ↓ 28: 9,8 ← 29: 10,6* ↘ 30: 10,5* ←	Tellende
		Serie: 96,0 Summa: 288,0	31: 9,7 ↘ 32: 10,5* ↓ 33: 10,5* → 34: 10,2* ← 35: 9,9 ← 36: 10,2* ↗ 37: 10,6* ↗ 38: 9,6 → 39: 10,5* ↓ 40: 9,6 ↗
			Serie: 96,0 Summa: 384,0
Tellende		41: 10,3* ← 42: 10,6* ↓ 43: 10,4* ← 44: 10,3* → 45: 10,3* ← 46: 10,2* ↗ 47: 10,2* ↗ 48: 10,7* ← 49: 10,1 ↗ 50: 10,1 ↗	Tellende
		Serie: 100,0 Summa: 484,0	51: 10,4* → 52: 9,4 ↗ 53: 10,2* ↗ 54: 10,5* ← 55: 10,2* ↓ 56: 10,1 → 57: 10,5* ↘ 58: 10,9* ↓ 59: 9,6 ← 60: 9,8 ↑
			Serie: 97,0 Summa: 581,0

Lag	Tavla	Christian Lejon	
1	33	Umeå	
09.10.2004	UME-Skottet		
Tellende		1: 10,4* ↗ 2: 10,6* ↖ 3: 9,8 → 4: 10,5* → 5: 9,9 ↗ 6: 10,2* ↖ 7: 10,4* ↗ 8: 9,9 ↗ 9: 10,7* ↘ 10: 9,8 →	Tellende
		Serie: 96,0	11: 10,2* ↗ 12: 0,0 ↓ 13: 9,1 ↗ 14: 10,8* ↗ 15: 10,0 ↗ 16: 9,8 ↗ 17: 9,9 → 18: 10,4* ↖ 19: 10,4* ↗ 20: 9,7 ↖
		Summa: 96,0	Serie: 86,0
			Summa: 182,0
Tellende		21: 9,3 ↖ 22: 10,0 → 23: 10,5* ↖ 24: 10,0 ↖ 25: 10,2* ↗ 26: 9,2 ↖ 27: 10,6* ↗ 28: 10,6* → 29: 9,8 ↘ 30: 10,3* ↗	Tellende
		Serie: 97,0	31: 10,7* ↖ 32: 10,6* ↗ 33: 9,9 ↘ 34: 10,1 ↖ 35: 8,6 ↖ 36: 9,3 ↖ 37: 9,9 ↖ 38: 10,1 → 39: 10,6* ↗ 40: 10,7* ↗
		Summa: 279,0	Serie: 95,0
			Summa: 374,0
Tellende		41: 10,4* → 42: 10,6* ↗ 43: 10,5* ↗ 44: 9,6 ↖ 45: 10,3* → 46: 8,9 → 47: 10,6* ↘ 48: 10,8* ↗ 49: 10,0 ↗ 50: 10,5* ↗	Tellende
		Serie: 97,0	51: 9,6 ↖ 52: 10,0 ↗ 53: 10,1 → 54: 10,1 ↗ 55: 9,9 ↗ 56: 10,5* ↖ 57: 9,7 ↗ 58: 9,7 ↗ 59: 10,1 ↗ 60: 9,7 ↘
		Summa: 471,0	Serie: 95,0
			Summa: 566,0

Lag	Tavla	Magnus Lindkvist	
1	34	Umeå	
09.10.2004	UME-Skottet		
Tellende		1: 9,7 → 2: 10,1 ↗ 3: 9,2 → 4: 9,1 ↖ 5: 10,1 ← 6: 9,6 ← 7: 10,0 → 8: 9,4 ← 9: 10,5* → 10: 9,4 ↘	Tellende
		Serie: 94,0	11: 10,5* ↖
		Summa: 94,0	12: 10,6* ↘
			13: 10,1 ↑
			14: 10,3* ←
			15: 9,3 ↘
			16: 9,8 ↗
			17: 10,5* ←
			18: 10,5* ↘
			19: 10,1 ↘
			20: 10,8* ↘
		Serie: 94,0	Serie: 98,0
		Summa: 94,0	Summa: 192,0
Tellende		21: 10,6* ↗ 22: 8,8 ← 23: 10,3* ↘ 24: 9,7 → 25: 10,2* ↗ 26: 10,0 → 27: 8,7 → 28: 9,8 ↘ 29: 10,3* ↖ 30: 9,9 ←	Tellende
		Serie: 93,0	31: 9,8 ↘
		Summa: 285,0	32: 9,4 →
			33: 9,2 ↖
			34: 10,5* ←
			35: 9,8 ↗
			36: 9,8 ↘
			37: 10,2* ↘
			38: 9,9 →
			39: 10,3* ↘
			40: 10,4* ↘
		Serie: 93,0	Serie: 94,0
		Summa: 285,0	Summa: 379,0
Tellende		41: 9,5 ↖ 42: 9,7 → 43: 10,6* ↘ 44: 10,8* ↑ 45: 9,3 → 46: 10,1 ↘ 47: 10,6* ↖ 48: 9,9 ← 49: 10,0 ← 50: 8,6 →	Tellende
		Serie: 94,0	51: 10,0 →
		Summa: 473,0	52: 10,4* ↘
			53: 9,7 ↘
			54: 10,0 ↘
			55: 10,4* ↖
			56: 10,5* ↑
			57: 10,2* ↖
			58: 10,1 ↗
			59: 10,0 ↘
			60: 10,3* ↖
		Serie: 94,0	Serie: 99,0
		Summa: 473,0	Summa: 572,0

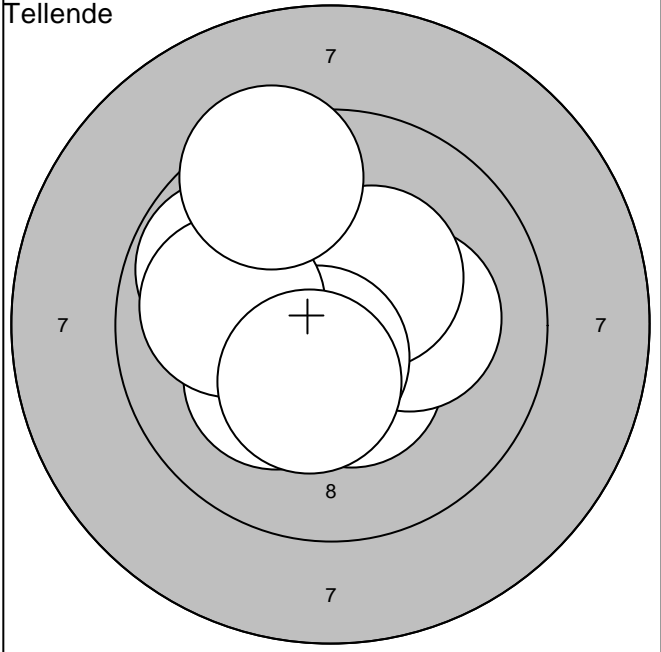
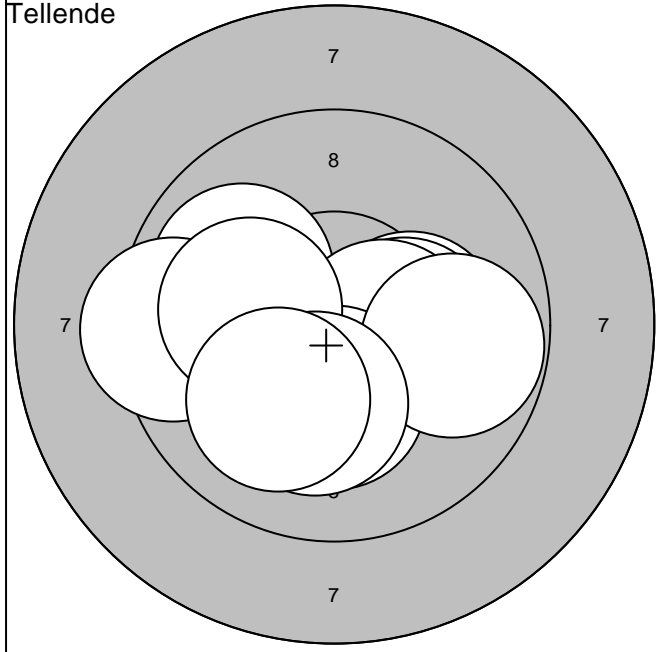
Lag	Tavla	Peter Eriksson	
1	35	Umeå	
09.10.2004	UME-Skottet		
Tellende		1: 9,1 ↑ 2: 9,9 ↓ 3: 10,4* ↑ 4: 10,1 → 5: 10,2* ← 6: 9,3 ↖ 7: 10,5* ↑ 8: 9,3 ↑ 9: 8,6 ↓ 10: 10,3* ↑	Tellende
		Serie: 94,0	11: 10,0 ↑
		Summa: 94,0	12: 10,0 →
			13: 10,1 ↓
			14: 10,4* ↖
			15: 9,6 ↖
			16: 10,1 ↑
			17: 10,3* ↖
			18: 10,5* ←
			19: 10,1 ↑
			20: 9,4 →
			Serie: 98,0
			Summa: 192,0
Tellende		21: 10,4* ↓ 22: 10,0 ← 23: 10,1 ↑ 24: 10,7* ↖ 25: 10,2* ↑ 26: 10,7* ← 27: 10,6* ← 28: 9,1 ↑ 29: 10,3* → 30: 10,2* ↗	Tellende
		Serie: 99,0	31: 10,4* ↗
		Summa: 291,0	32: 10,1 ↗
			33: 9,2 ↓
			34: 9,0 ↑
			35: 10,6* ↑
			36: 9,9 ↑
			37: 9,5 ↖
			38: 8,9 ↑
			39: 10,1 →
			40: 10,1 →
			Serie: 94,0
			Summa: 385,0
Tellende		41: 9,7 ← 42: 10,4* ↓ 43: 10,8* → 44: 10,4* ← 45: 10,6* → 46: 10,3* ← 47: 9,9 ↓ 48: 10,1 ↓ 49: 10,7* ↗ 50: 10,1 ↑	Tellende
		Serie: 98,0	51: 10,7* ↗
		Summa: 483,0	52: 9,4 ↓
			53: 10,0 ↓
			54: 10,4* ↑
			55: 10,9* ↗
			56: 10,4* ↓
			57: 9,9 ↓
			58: 9,6 ↑
			59: 10,1 ↑
			60: 10,0 ↑
			Serie: 97,0
			Summa: 580,0

Lag	Tavla	Daniel Undestam	
1	36	Umeå	
09.10.2004	UME-Skottet		
Tellende		1: 10,7* ↖ 2: 10,4* → 3: 9,8 ↑ 4: 9,2 → 5: 9,6 ↓ 6: 8,8 ↓ 7: 9,1 ↓ 8: 10,4* ↓ 9: 9,6 ↑ 10: 10,0 ←	Tellende
		Serie: 93,0	11: 9,6 ↘
		Summa: 93,0	12: 10,1 →
			13: 10,2* ↗
			14: 10,3* ↓
			15: 9,9 ←
			16: 9,9 ↑
			17: 9,8 →
			18: 10,8* ↗
			19: 10,1 →
			20: 9,8 →
		Serie: 95,0	
		Summa: 188,0	
Tellende		21: 10,4* ↓ 22: 10,7* ↓ 23: 9,4 → 24: 9,7 ↓ 25: 10,0 ← 26: 9,7 ← 27: 9,8 ↑ 28: 10,6* ↓ 29: 10,3* ↗ 30: 9,3 ←	Tellende
		Serie: 95,0	31: 9,6 ↑
		Summa: 283,0	32: 9,7 ↖
			33: 9,6 ←
			34: 10,4* ↗
			35: 9,6 ↓
			36: 10,1 ←
			37: 10,3* ↓
			38: 9,8 →
			39: 9,3 ←
			40: 10,1 ←
		Serie: 94,0	
		Summa: 377,0	
Tellende		41: 10,2* ↖ 42: 10,0 ← 43: 10,6* ↓ 44: 9,8 ← 45: 9,4 ↑ 46: 10,0 → 47: 9,3 ↑ 48: 9,9 → 49: 9,7 ↓ 50: 10,7* ↓	Tellende
		Serie: 95,0	51: 9,6 ↖
		Summa: 472,0	52: 10,5* ↗
			53: 10,5* ←
			54: 8,8 ↑
			55: 8,6 ↖
			56: 9,7 ↗
			57: 10,5* ←
			58: 10,7* ↗
			59: 10,4* ←
			60: 9,1 ←
		Serie: 93,0	
		Summa: 565,0	

Lag 2	Tavla 1	Maria Hägglund
-----------------	-------------------	-----------------------

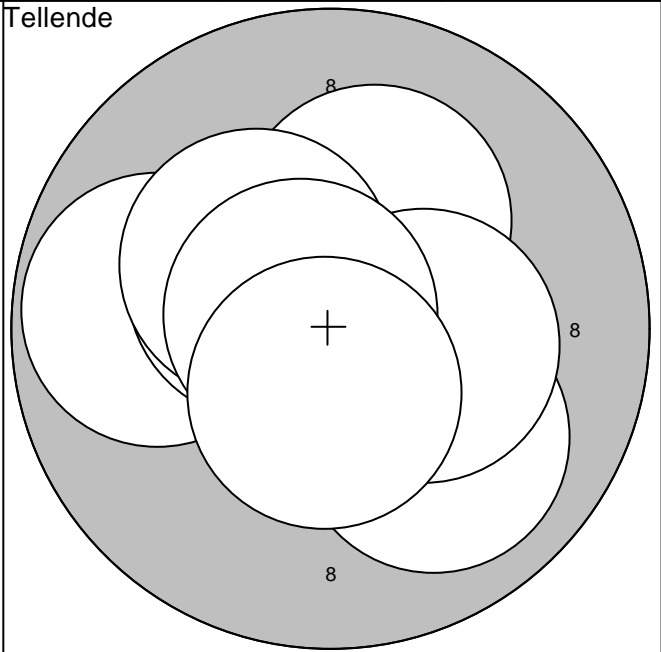
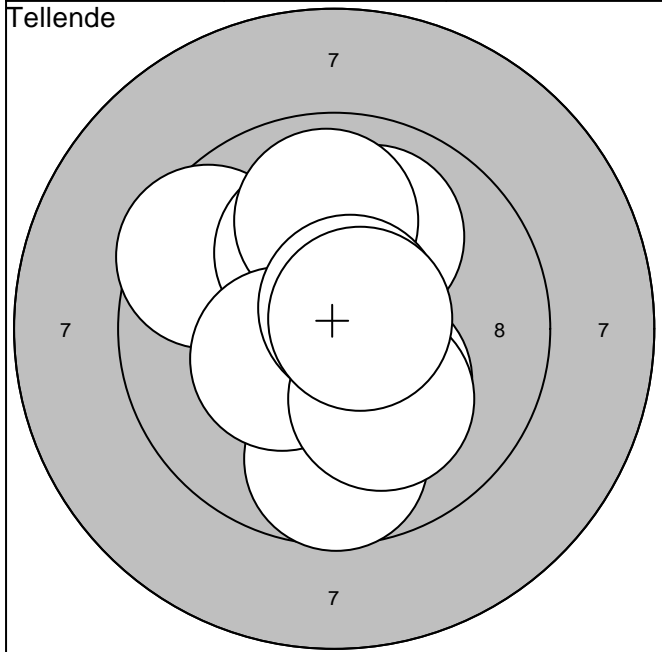
	Ramselefors	
--	-------------	--

09.10.2004	UME-Skottet	
------------	-------------	--



1: 9,9 ↖	6: 9,4 ←	Serie: 97,0
2:10,2* →	7: 9,8 →	
3:10,3* →	8:10,1 ←	Summa: 97,0
4:10,5* →	9:10,2* ↓	
5:10,2* ↓	10:10,0 ↙	

11:10,4* ↓	16:10,4* ↗	Serie: 98,0
12:10,2* ↙	17:10,6* ↓	
13: 9,8 ↖	18:10,0 ←	Summa: 195,0
14:10,2* →	19: 9,4 ↑	
15:10,5* ↖	20:10,4* ↓	



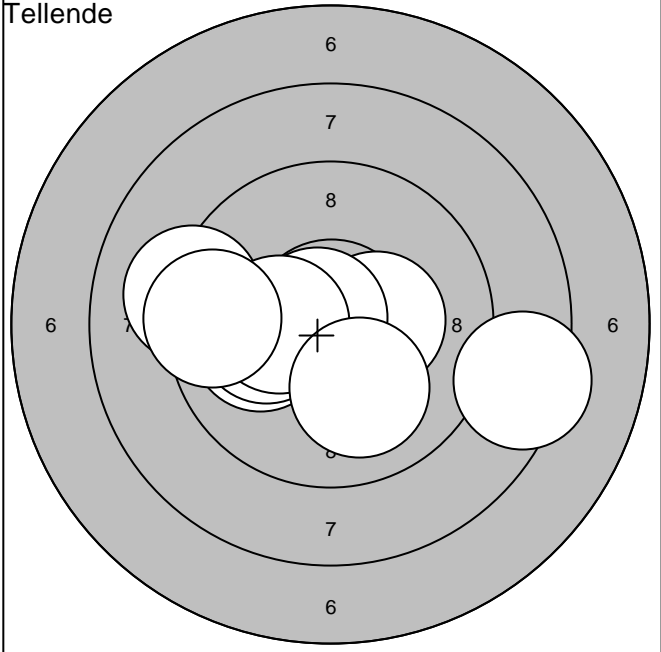
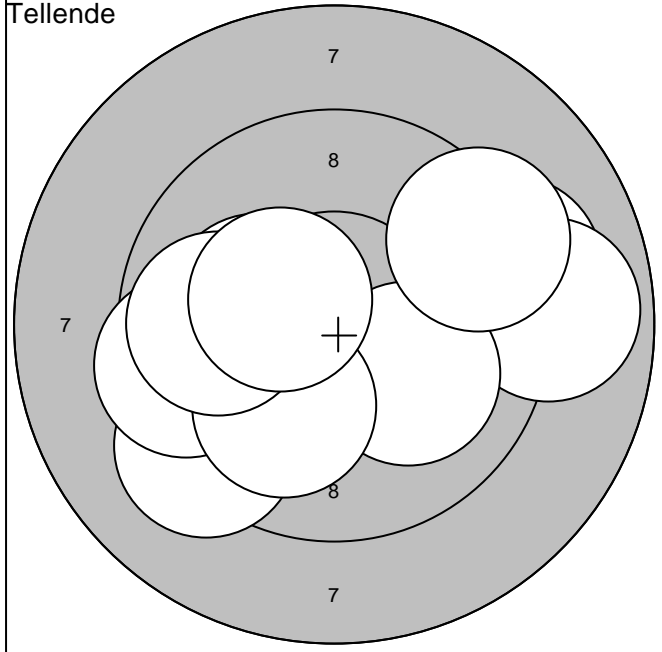
21:10,3* ↘	26: 9,9 ↑	Serie: 97,0
22: 9,6 ↖	27:10,4* ↙	
23:10,2* ↑	28:10,1 ↓	Summa: 292,0
24: 9,7 ↓	29:10,7* ↗	
25:10,0 ↗	30:10,7* →	

31: 9,8 ←	36:10,2* ↗	Serie: 99,0
32:10,3* ↘	37:10,3* ↖	
33:10,4* ↗	38:10,3* →	Summa: 391,0
34:10,0 ↓	39:10,7* ↖	
35:10,8* ↑	40:10,5* ↓	

Lag 2	Tavla 2	Angelica Hemström
-----------------	-------------------	--------------------------

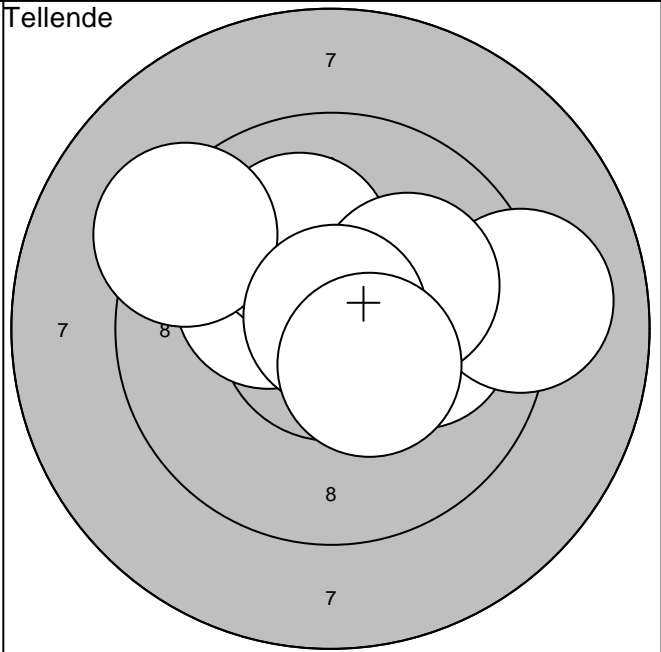
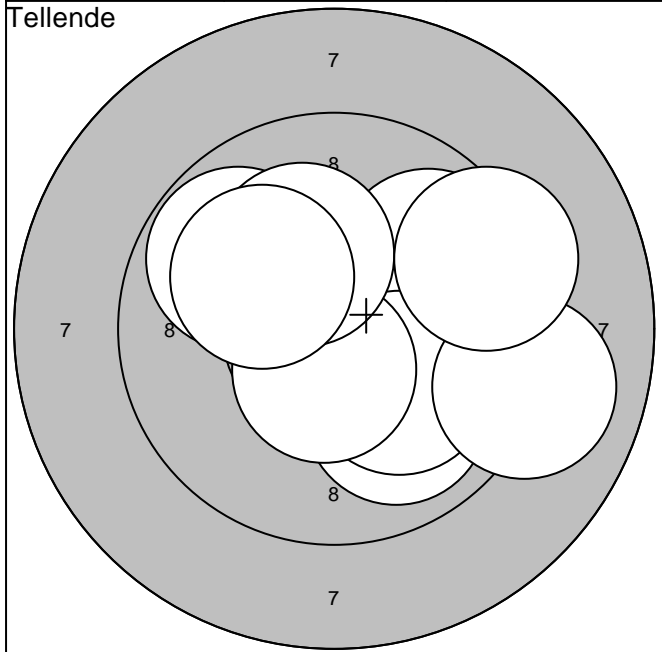
Forsträskhed		
--------------	--	--

09.10.2004	UME-Skottet	
------------	-------------	--



1: 9,3 ↙	6:10,2* ←	Serie: 93,0
2: 9,2 →	7: 9,3 →	
3: 8,9 →	8:10,0 ↘	Summa: 93,0
4: 9,5 ←	9: 9,8 ←	
5:10,1 ↘	10:10,4* ←	

11:10,5* →	16: 8,4 →	Serie: 96,0
12:10,0 ←	17:10,8* ←	
13:10,4* →	18:10,3* ←	Summa: 189,0
14: 9,1 ←	19:10,1 ↘	
15:10,1 ←	20: 9,4 ←	



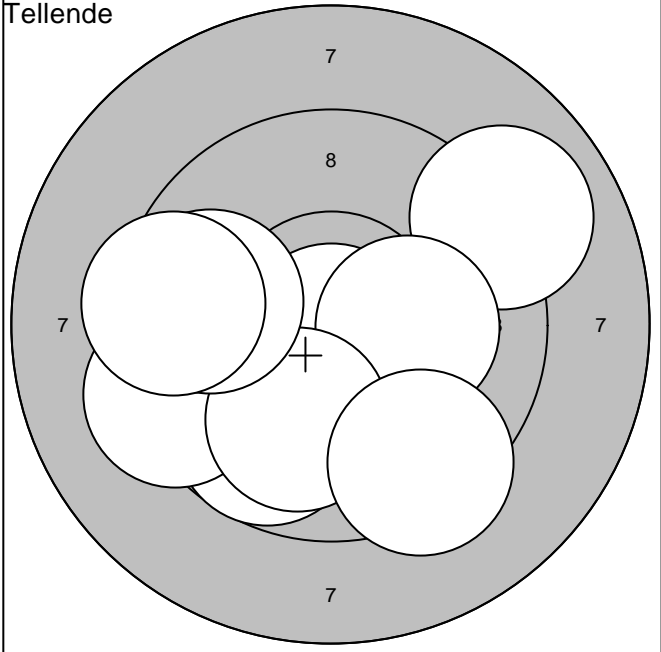
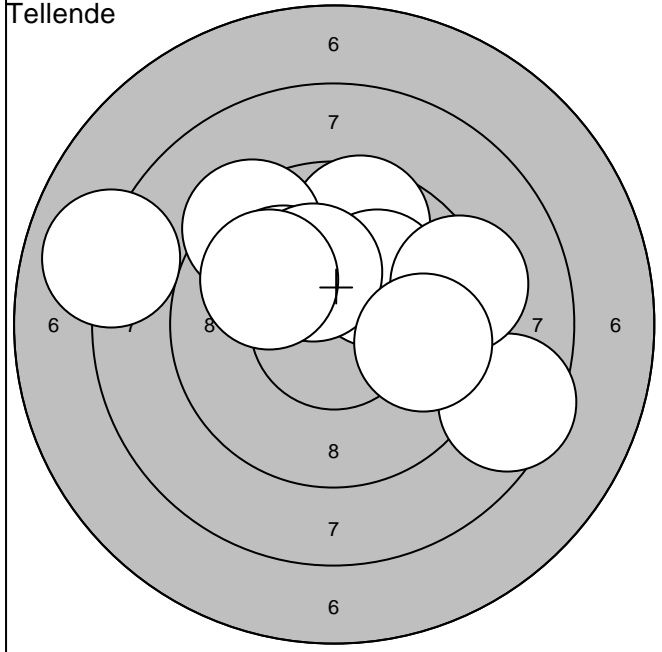
21: 9,8 ↗	26:10,5* ↘	Serie: 95,0
22: 9,9 ↘	27:10,2* ↗	
23: 9,8 ↗	28: 9,0 →	Summa: 284,0
24:10,1 ↘	29: 9,3 →	
25:10,3* ↗	30:10,1 ←	

31:10,0 →	36: 9,3 ↖	Serie: 98,0
32:10,3* ←	37: 9,1 →	
33:10,3* →	38:10,1 ↗	Summa: 382,0
34:10,1 →	39:10,8* ↗	
35:10,1 ↗	40:10,4* ↘	

Lag	Tavla		
2	3	Petra Lundberg	

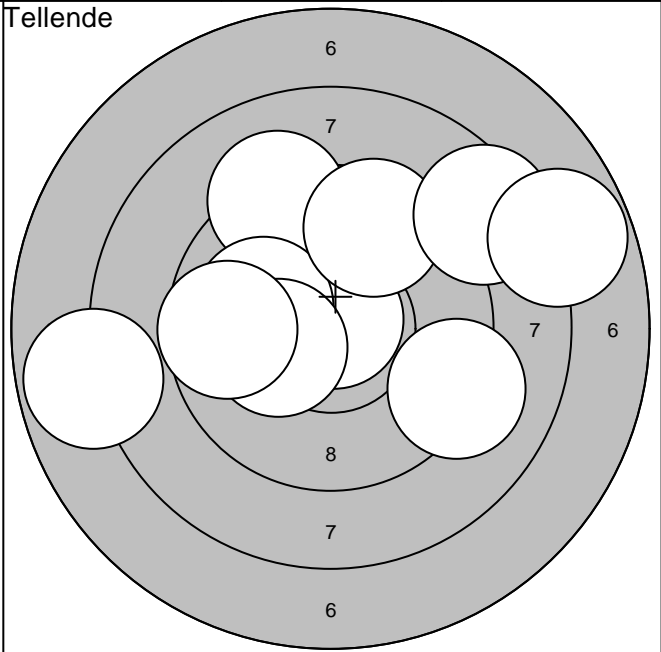
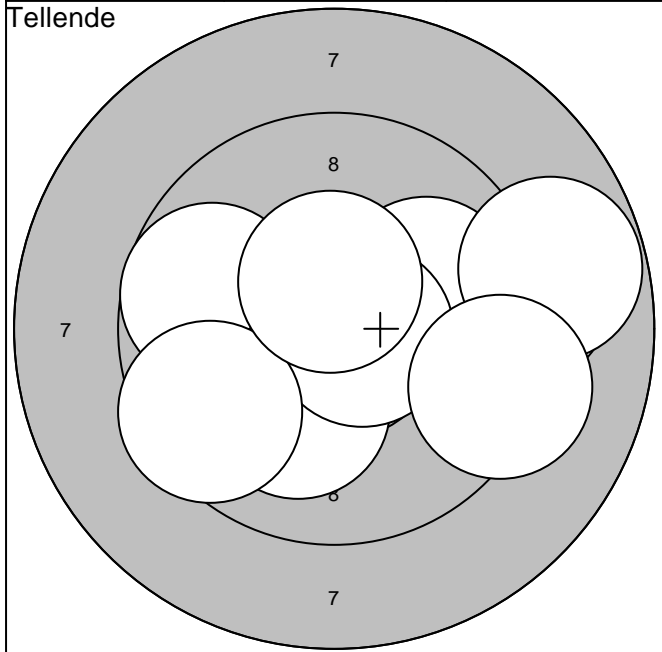
Drängsmark			
------------	--	--	--

09.10.2004	UME-Skottet		
------------	-------------	--	--



1: 8,0 ←	6: 9,3 →	Serie: 92,0
2: 9,6 ↑	7:10,0 ↖	
3:10,1 ↗	8:10,2* ↑	Summa: 92,0
4: 8,5 →	9:10,0 ↖	
5: 9,4 ↖	10: 9,8 →	

11: 9,7 ↘	16:10,2* →	Serie: 94,0
12:10,2* ←	17:10,0 ↘	
13:10,8* ↓	18: 9,4 ↘	Summa: 186,0
14: 9,3 ←	19: 9,8 ←	
15: 9,0 ↗	20: 9,4 ←	



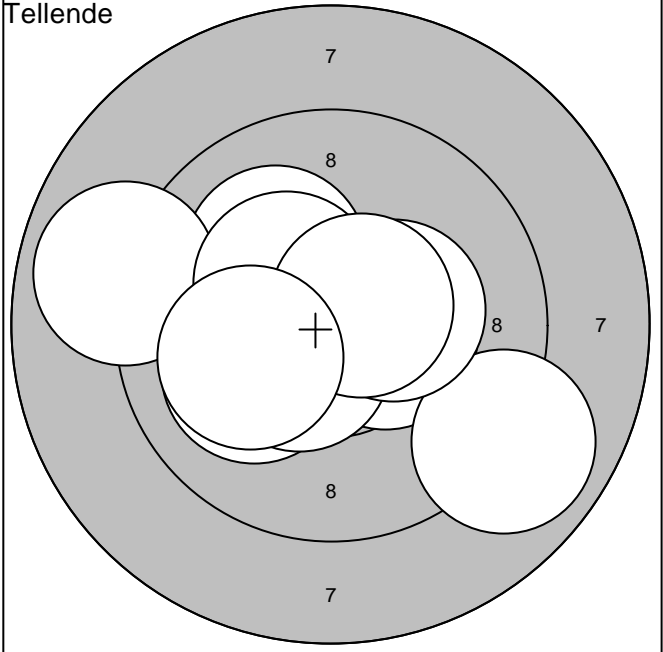
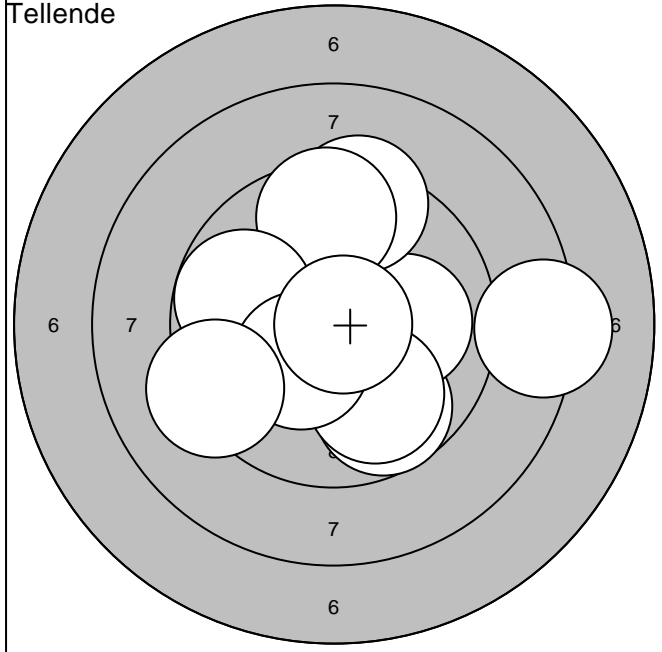
21: 9,7 ←	26:10,7* →	Serie: 94,0
22: 9,1 →	27: 8,8 →	
23:10,1 ↓	28: 9,5 ←	Summa: 280,0
24:10,4* →	29: 9,2 →	
25:10,0 ↗	30:10,5* ↑	

31: 9,2 ↑	36: 8,5 ↗	Serie: 88,0
32: 9,2 →	37:10,2* ←	
33:10,8* ↑	38: 7,9 ←	Summa: 368,0
34:10,1 ←	39: 9,6 ←	
35: 9,6 ↑	40: 7,8 →	

Lag	Tavla		
2	4	Mia Odén	

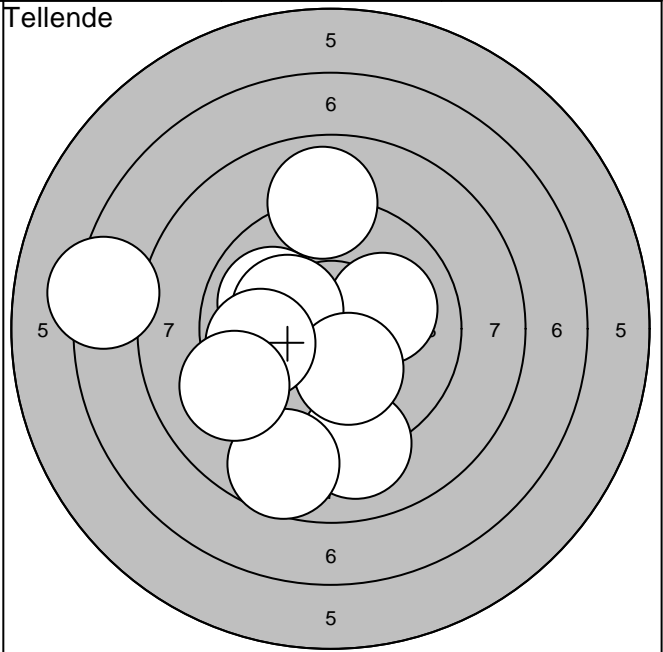
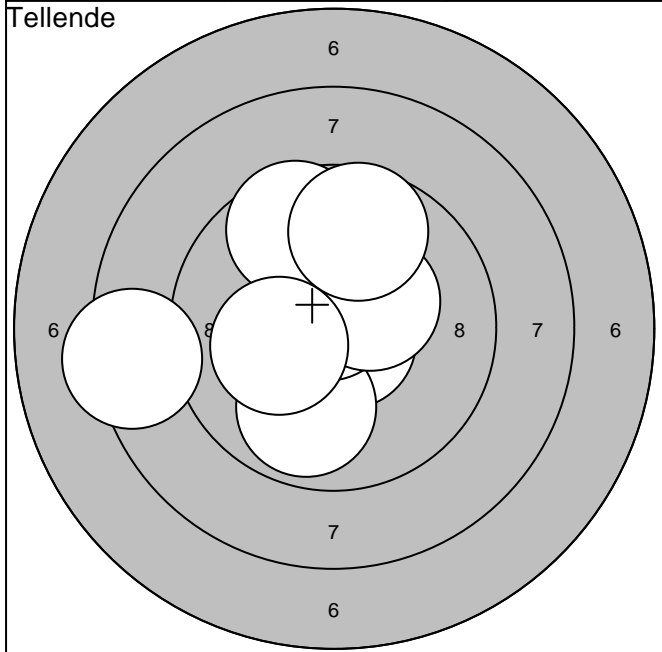
		Umeå	
--	--	------	--

09.10.2004	UME-Skottet		
------------	-------------	--	--



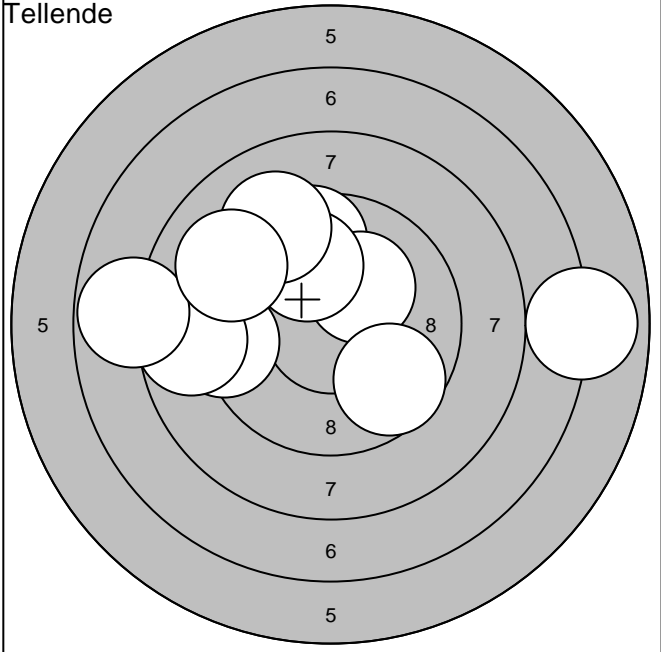
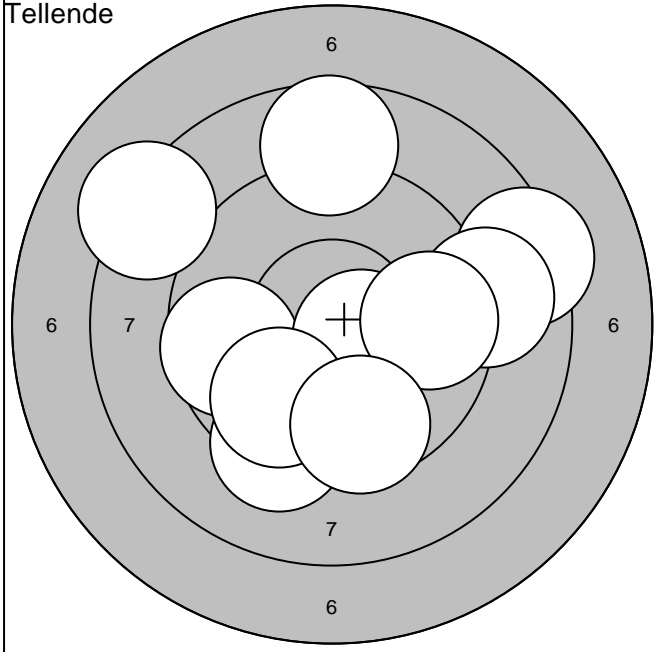
1: 9,7 ↘	6: 9,6 ↑	Serie: 92,0
2: 8,3 →	7: 9,8 ←	
3: 10,1 →	8: 10,3* ↘	Summa: 92,0
4: 9,4 ↑	9: 10,8* →	
5: 9,9 ↘	10: 9,2 ←	

11: 10,4* →	16: 10,1 ↖	Serie: 96,0
12: 10,1 ←	17: 8,9 ←	
13: 10,5* ↘	18: 10,4* ↖	Summa: 188,0
14: 8,9 ↘	19: 10,6* ↗	
15: 10,3* →	20: 10,1 ←	



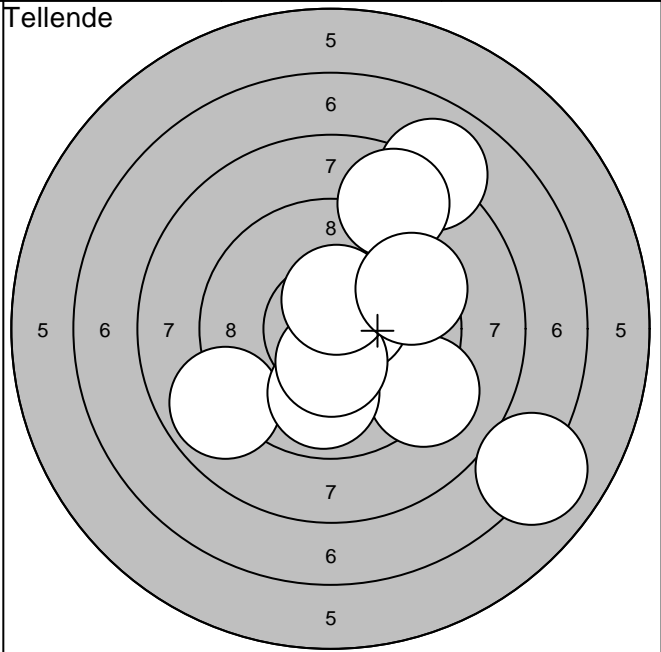
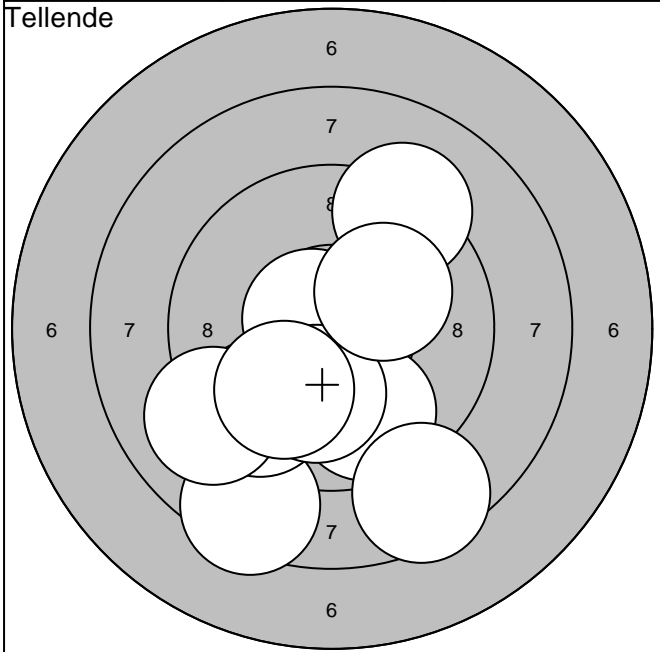
21: 9,9 ↑	26: 10,4* ↗	Serie: 94,0
22: 10,7* ↘	27: 9,6 ↖	
23: 9,9 ↘	28: 9,7 ↑	Summa: 282,0
24: 10,1 ↑	29: 8,4 ←	
25: 10,7* ↖	30: 10,2* ←	

31: 9,1 ↘	36: 7,3 ←	Serie: 90,0
32: 9,0 ↑	37: 10,2* ←	
33: 9,9 ↖	38: 10,2* ↘	Summa: 372,0
34: 10,1 →	39: 9,8 ←	
35: 8,7 ↘	40: 9,2 ←	



1: 9,6 ←	6:10,5* →	Serie: 88,0
2: 9,3 ↓	7: 9,8 ↙	
3: 8,4 →	8: 8,7 ↑	Summa: 88,0
4: 8,2 ↖	9: 9,7 →	
5: 9,0 →	10: 9,6 ↓	

11: 9,6 ↑	16: 9,2 ↖	Serie: 87,0
12:10,2* ↗	17: 7,8 ←	
13: 9,2 ←	18: 9,1 ↖	Summa: 175,0
14:10,0 ↑	19: 7,0 →	
15: 8,7 ←	20: 9,7 ↓	



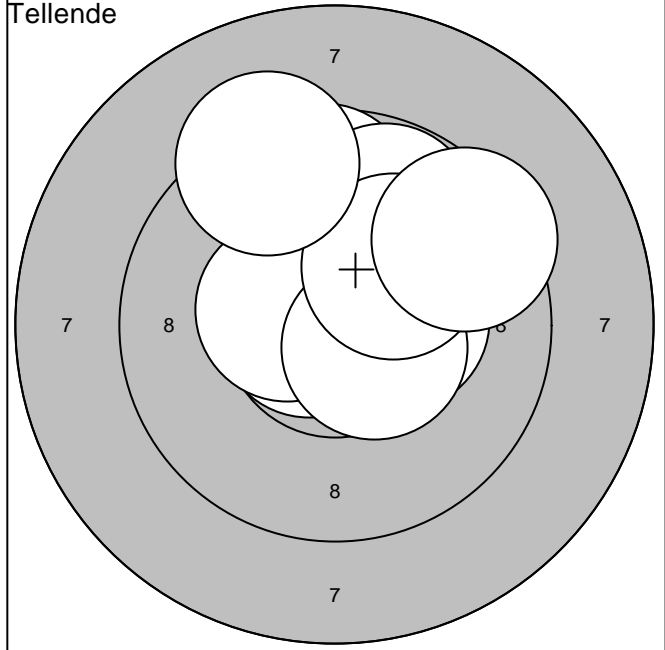
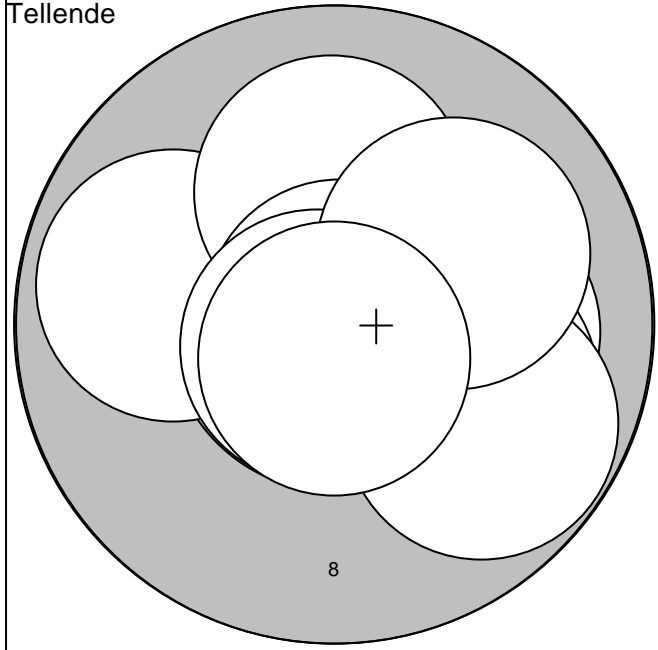
21: 9,8 ↓	26: 9,6 ↙	Serie: 92,0
22: 9,2 ↗	27:10,1 ↓	
23: 8,6 ↓	28: 9,1 ↙	Summa: 267,0
24: 8,5 ↓	29:10,2* ↗	
25:10,7* ↖	30:10,0 ↙	

31: 8,0 ↗	36: 7,0 ↘	Serie: 88,0
32: 9,2 ↘	37: 9,9 ↓	
33: 8,7 ↗	38:10,4* ↓	Summa: 355,0
34: 8,9 ↙	39:10,5* ↑	
35:10,5* ↗	40: 9,5 ↗	

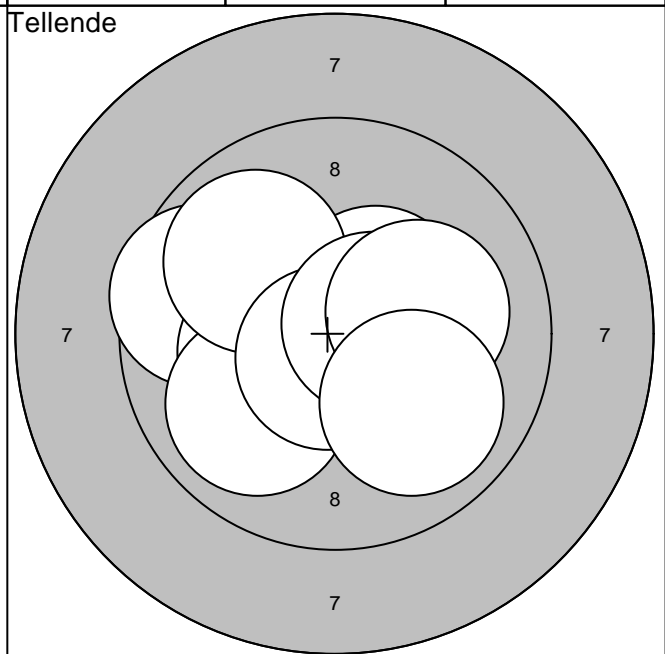
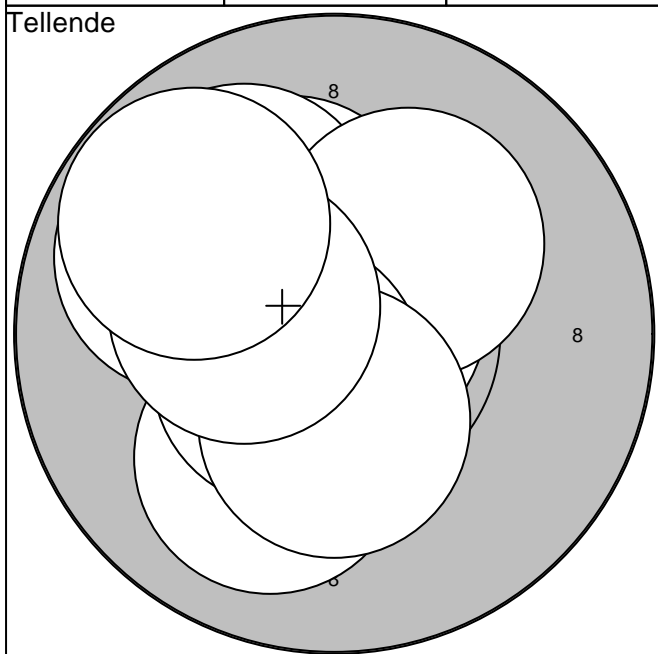
Lag 2	Tavla 7	Johanna Hultgren
-----------------	-------------------	-------------------------

Skoga-Ekshärad		
----------------	--	--

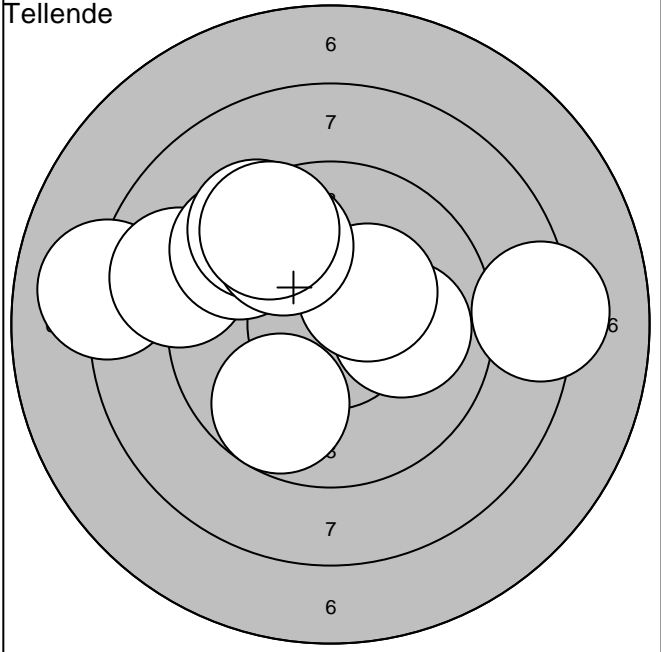
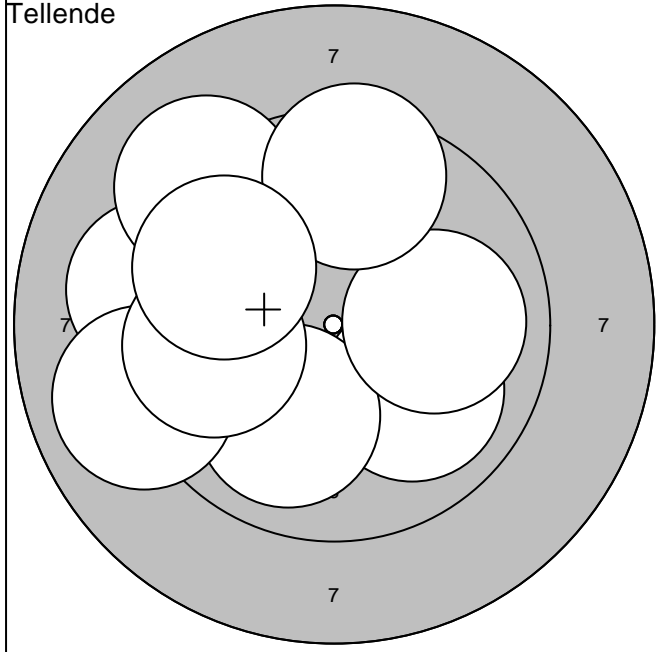
09.10.2004	UME-Skottet	
------------	-------------	--



1:10,1 →	6:10,0 →	Serie: 98,0	11:10,6* ↑	16:10,5* ←	Serie: 96,0
2: 9,9 ←	7:10,5* →		12: 9,7 ↑	17:10,5* →	
3:10,1 ↑	8: 9,8 →	Summa: 98,0	13:10,7* ←	18:10,2* ↗	Summa: 194,0
4:10,9* ↗	9:10,0 ↗		14: 9,8 ↑	19: 9,5 ↗	
5:10,8* ↘	10:10,7* ↓		15:10,3* →	20: 9,3 ↑	

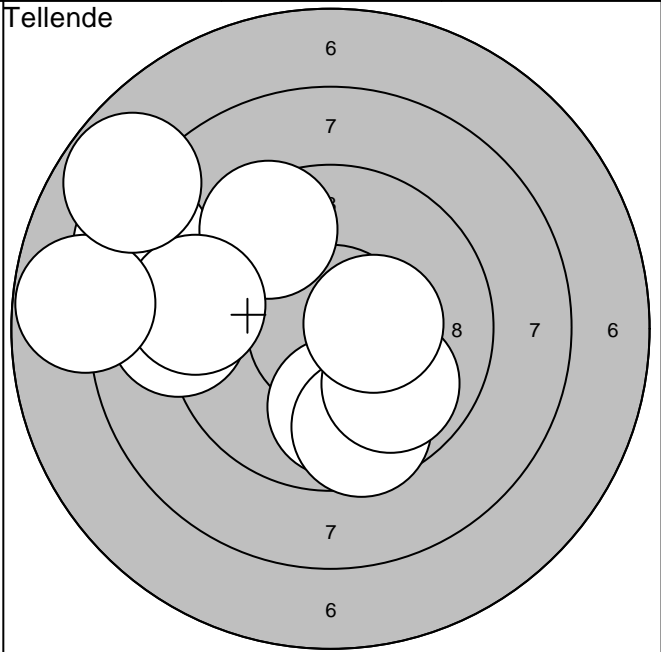
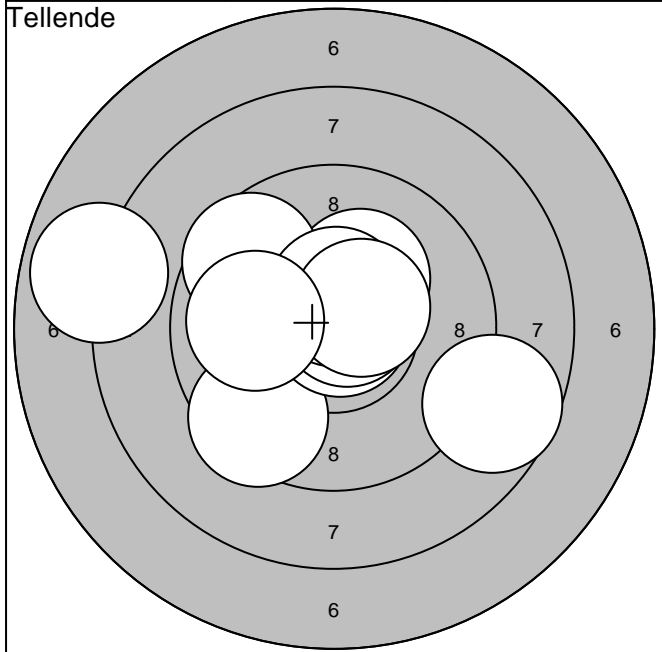


21: 9,9 ↖	26:10,2* ↗	Serie: 98,0	31: 9,6 ←	36: 9,9 ↖	Serie: 97,0
22:10,0 ↓	27:10,6* ←		32:10,3* ←	37:10,7* ↓	
23:10,8* ↗	28:10,4* ↓	Summa: 292,0	33:10,6* →	38:10,6* →	Summa: 389,0
24:10,2* ↑	29:10,3* ←		34: 9,9 ↘	39:10,1 →	
25:10,0 ↖	30: 9,8 ↖		35:10,4* ↗	40:10,0 ↓	



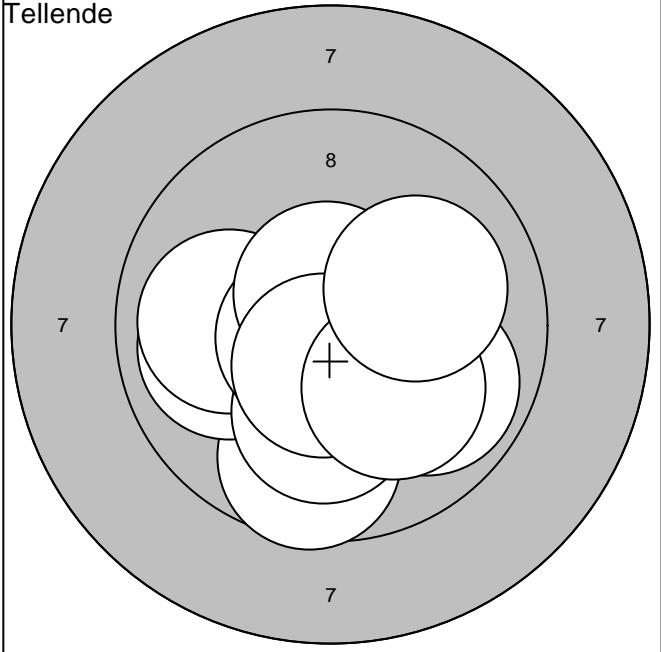
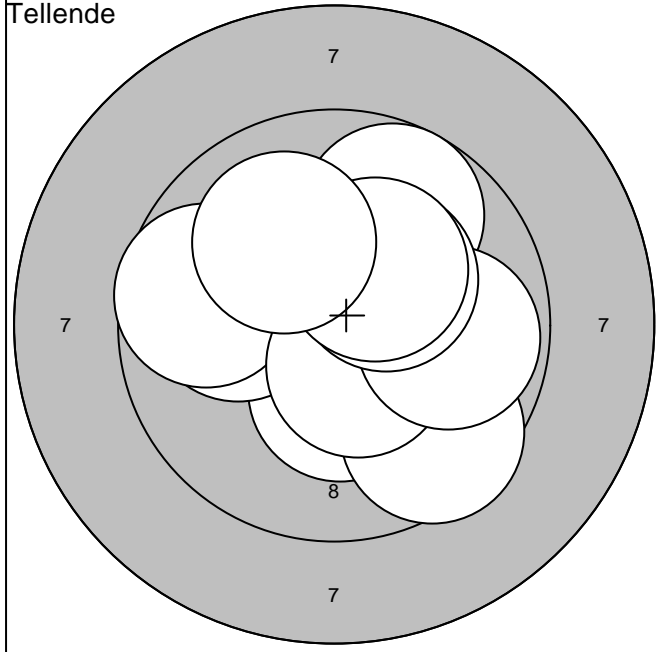
1: 9,4 ←	6: 9,0 ←	Serie: 93,0
2:10,0 ↘	7: 9,1 ↗	
3:10,0 ↙	8: 9,8 ←	Summa: 93,0
4: 9,2 ←	9: 9,5 ↑	
5:10,0 →	10: 9,8 ←	

11: 8,1 ←	16: 9,4 ↗	Serie: 89,0
12: 8,9 ←	17: 9,4 ↗	
13:10,1 →	18: 8,3 →	Summa: 182,0
14: 9,8 ↙	19: 9,8 ↗	
15:10,3* ↗	20: 9,5 ↗	



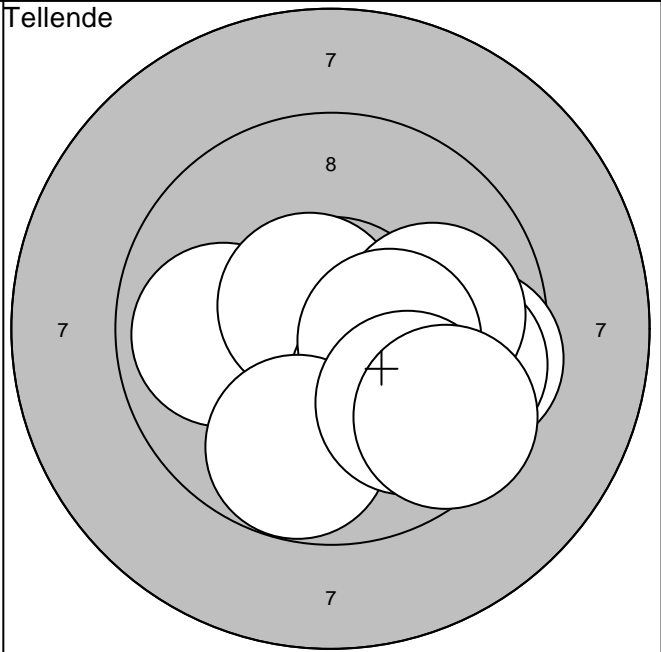
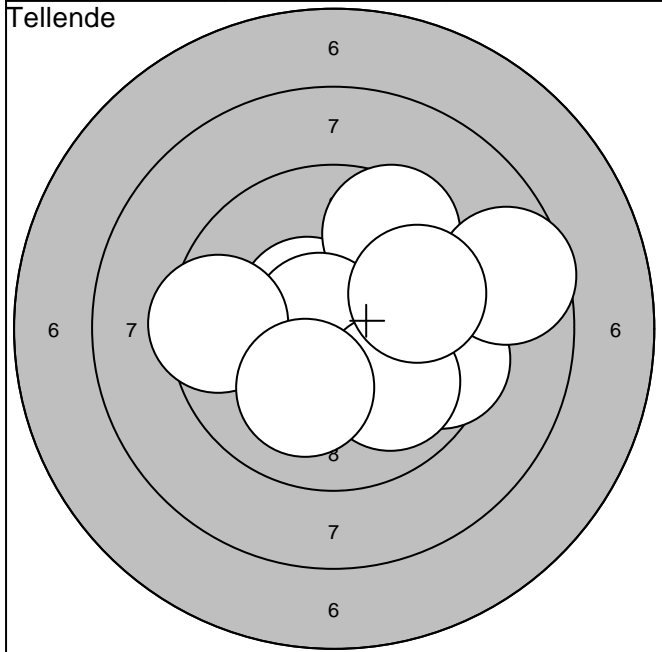
21:10,2* ↗	26: 7,9 ←	Serie: 92,0
22: 8,7 →	27:10,7* ↗	
23: 9,6 ↗	28:10,6* ↑	Summa: 274,0
24: 9,5 ↙	29:10,5* ↗	
25:10,9* →	30: 9,9 ←	

31: 9,9 ↙	36: 9,9 ↙	Serie: 86,0
32: 9,6 ↙	37:10,4* →	
33: 8,3 ↗	38: 9,2 ←	Summa: 360,0
34: 9,5 ↗	39: 7,8 ←	
35: 9,0 ←	40: 7,8 ↗	



1:10,3* ↓	6:10,5* ↓	Serie: 96,0
2:10,0 ←	7: 9,8 →	
3: 9,7 ←	8:10,3* ↗	Summa: 96,0
4: 9,5 ↘	9:10,3* ↗	
5: 9,8 ↗	10:10,0 ↖	

11: 9,7 ↓	16:10,7* ←	Serie: 97,0
12: 9,9 ⇒	17:10,7* ↑	
13: 9,9 ←	18:10,5* ↓	Summa: 193,0
14:10,0 ←	19:10,1 ↘	
15:10,1 ↓	20:10,1 ↗	



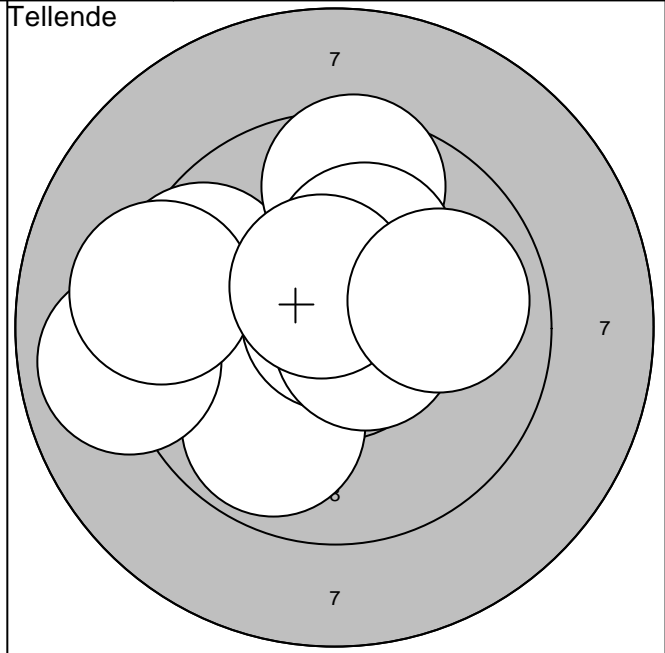
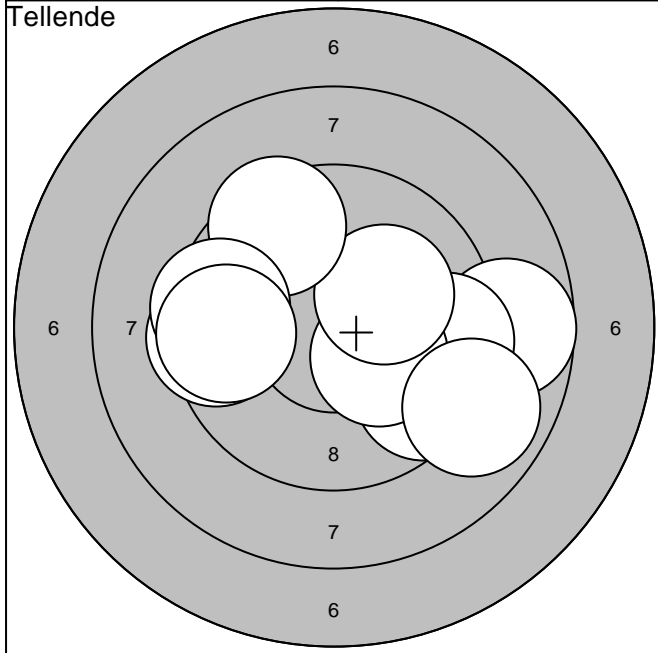
21:10,5* ↗	26: 8,7 →	Serie: 93,0
22:10,5* ↖	27: 9,9 ↓	
23: 9,6 ↗	28: 9,8 →	Summa: 286,0
24:10,8* ←	29: 9,5 ←	
25: 9,5 ⇒	30:10,1 ↓	

31: 9,6 ⇒	36:10,2* ↓	Serie: 94,0
32: 9,7 ⇒	37:10,4* →	
33: 9,9 ←	38: 9,8 ↓	Summa: 380,0
34:10,7* ↗	39: 9,9 ↓	
35:10,0 →	40: 9,6 ↓	

Lag	Tavla		
2	10	Ida Lundmark	

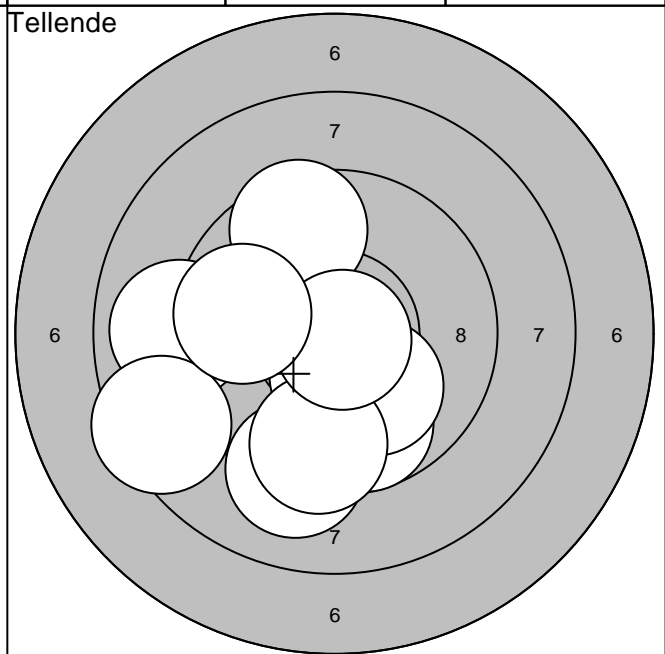
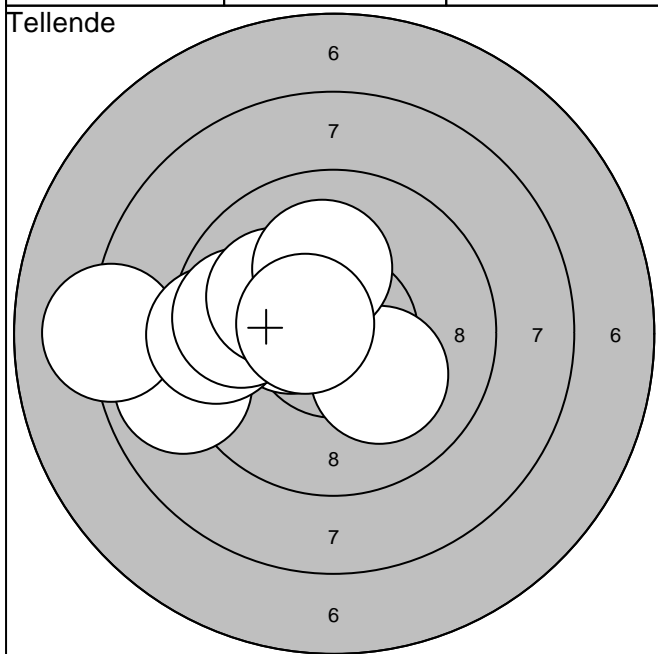
		Drängsmark	
--	--	------------	--

09.10.2004	UME-Skottet		
------------	-------------	--	--



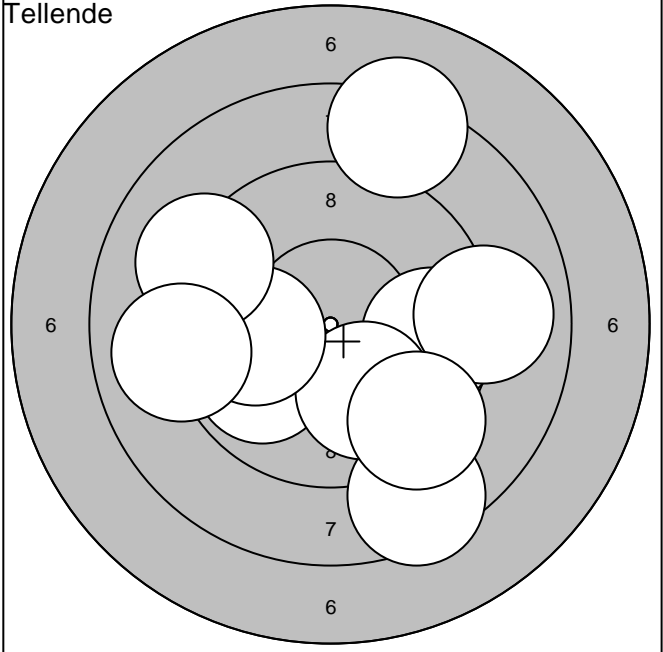
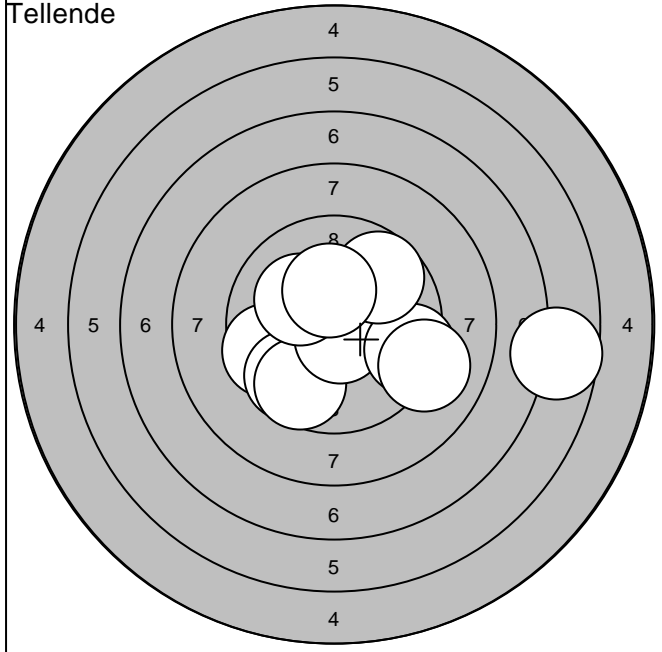
1: 9,4 ←	6: 10,2* ↗	Serie: 90,0
2: 9,5 ↓	7: 8,9 →	
3: 8,7 →	8: 9,5 ↗	Summa: 90,0
4: 9,5 →	9: 9,5 ←	
5: 10,3* ↓	10: 9,6 ←	

11: 9,6 ←	16: 9,2 ←	Serie: 93,0
12: 9,8 ↙	17: 10,6* →	
13: 8,9 ←	18: 10,2* ↗	Summa: 183,0
14: 9,6 ↑	19: 10,5* ↑	
15: 10,9* ↑	20: 9,9 →	



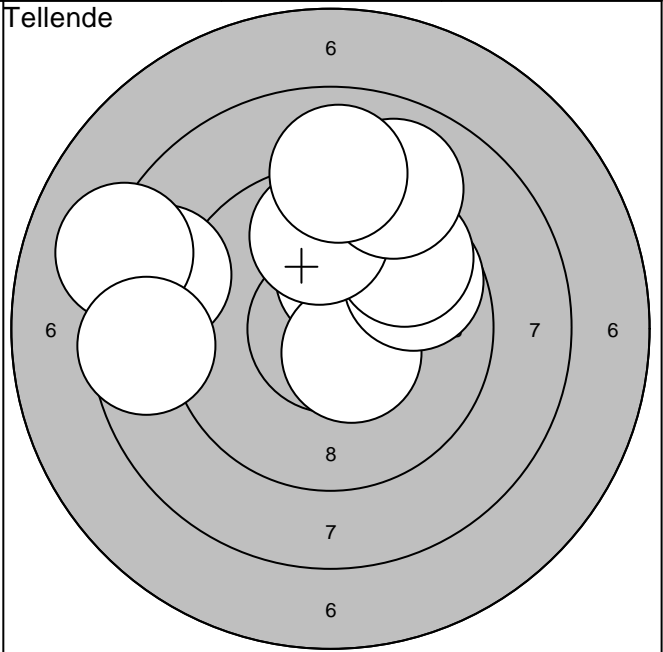
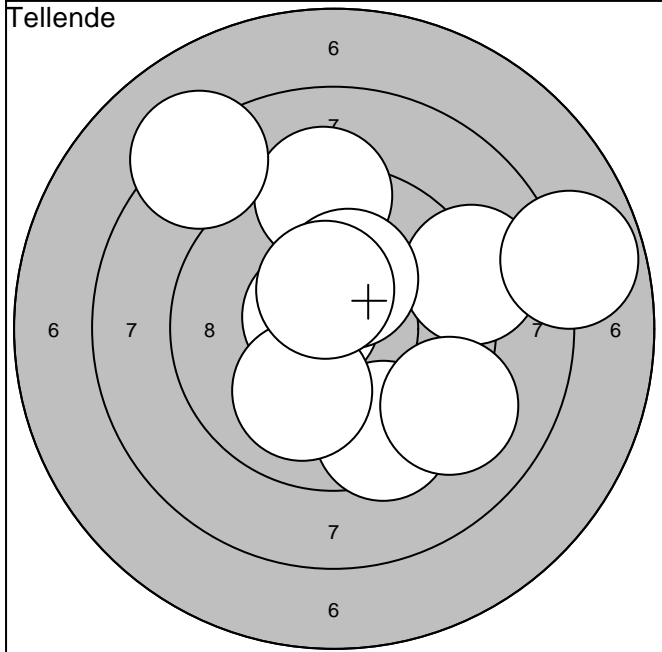
21: 8,9 ←	26: 9,8 ←	Serie: 94,0
22: 8,1 ←	27: 10,1 ↗	
23: 10,4* ←	28: 10,2* ↓	Summa: 277,0
24: 9,5 ←	29: 10,1 ↑	
25: 10,3* ↗	30: 10,6* ←	

31: 9,7 ↓	36: 10,1 ↓	Serie: 92,0
32: 9,0 ←	37: 9,5 ↓	
33: 8,4 ←	38: 9,6 ↑	Summa: 369,0
34: 10,4* ↓	39: 10,8* ↓	
35: 9,1 ↓	40: 9,7 ←	



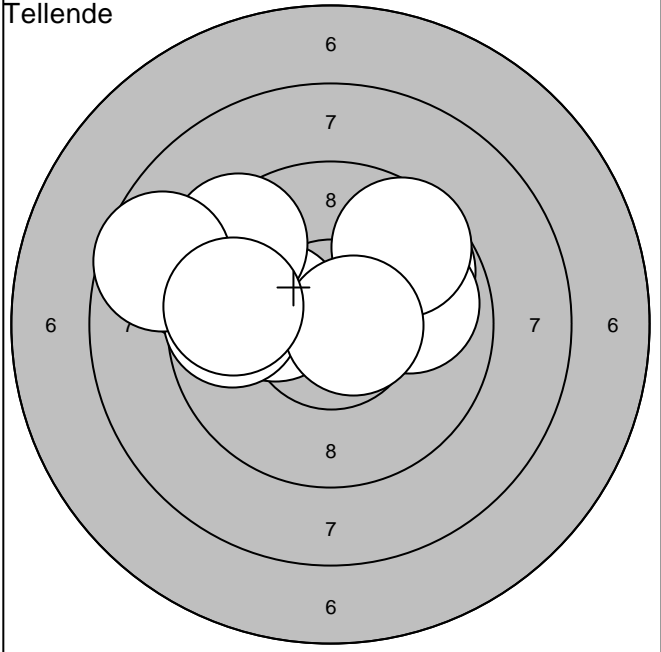
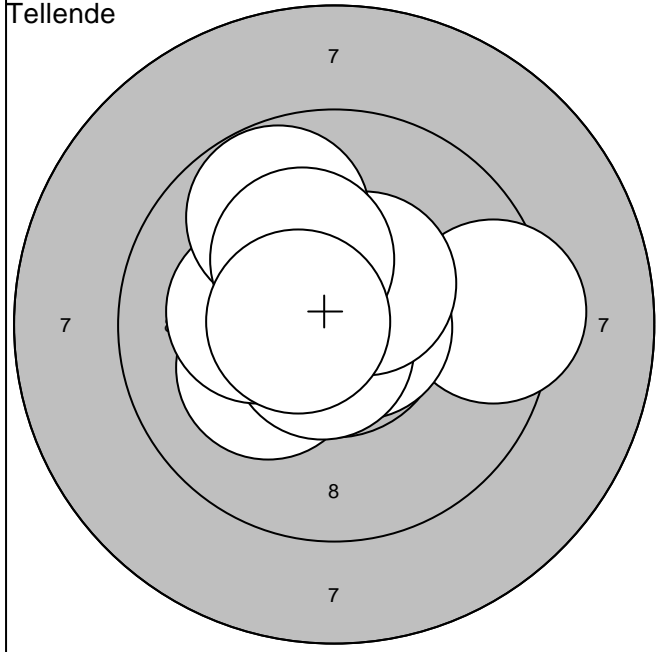
1: 9,6 ←	6: 9,7 ↗	Serie: 90,0
2: 9,7 ↘	7:10,2* ↖	
3: 9,7 ↘	8: 6,7 →	Summa: 90,0
4:10,7* ↘	9:10,3* ↑	
5: 9,4 →	10: 9,1 →	

11: 9,7 →	16: 8,3 ↑	Serie: 90,0
12: 8,5 ↘	17:10,0 ←	
13: 9,9 ↖	18: 9,3 ↘	Summa: 180,0
14: 9,0 →	19: 9,2 ↖	
15:10,0 ↘	20: 9,0 ←	



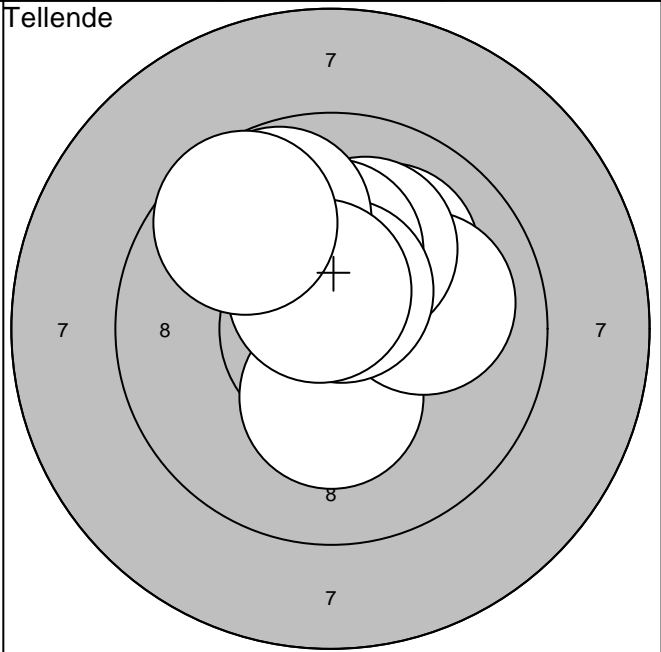
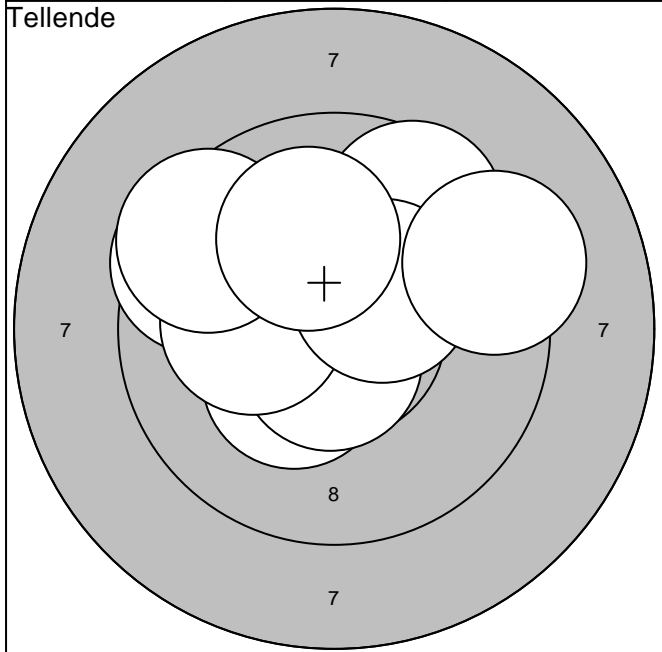
21: 9,1 →	26:10,3* ↑	Serie: 91,0
22: 9,5 ↘	27:10,4* ↑	
23:10,6* ↖	28: 8,2 ↗	Summa: 271,0
24: 9,3 ↑	29: 7,8 →	
25:10,1 ↘	30: 9,2 ↘	

31:10,3* ↑	36: 9,7 ↗	Serie: 89,0
32: 8,7 ↖	37: 8,6 ←	
33:10,5* ↘	38: 9,8 ↑	Summa: 360,0
34: 8,2 ↖	39: 9,0 ↑	
35: 9,7 ↗	40: 9,0 ↑	



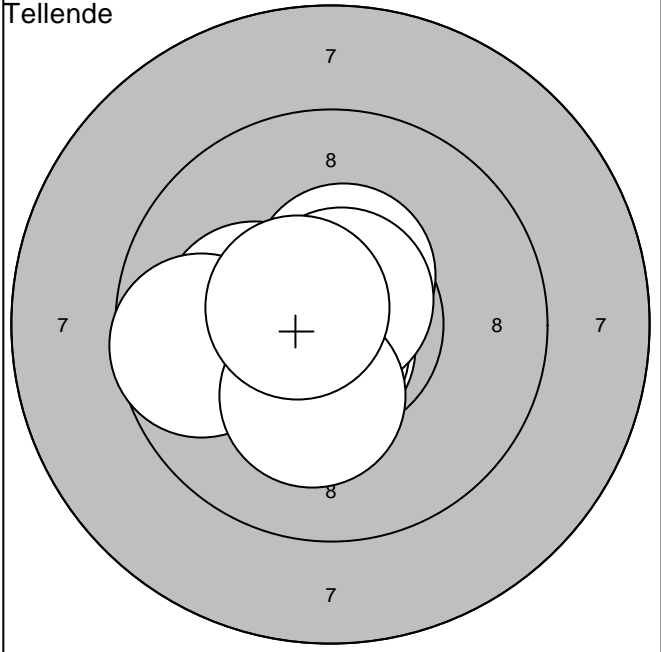
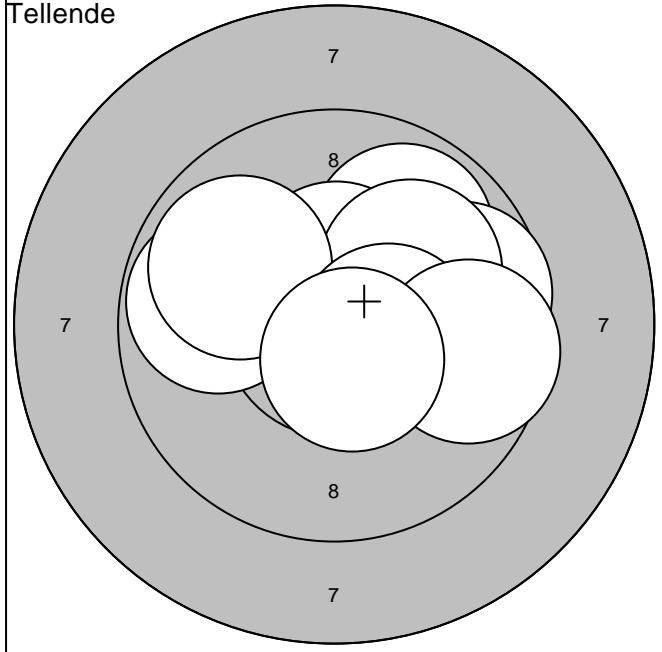
1: 9,4 →	6:10,5* ↗	Serie: 98,0
2:10,7* →	7:10,2* ←	
3:10,5* ↙	8: 9,8 ↗	Summa: 98,0
4:10,2* ↙	9:10,3* ↗	
5:10,7* ↘	10:10,6* ←	

11:10,2* ←	16: 9,9 →	Serie: 91,0
12: 9,2 ←	17: 9,6 ↗	
13: 9,7 ←	18: 8,7 ←	Summa: 189,0
14: 9,8 ↗	19:10,7* →	
15: 9,4 ↖	20: 9,7 ←	



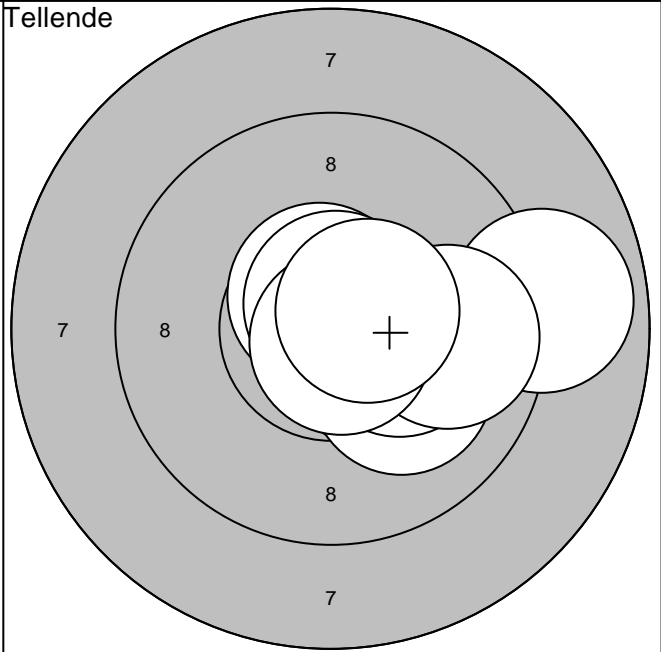
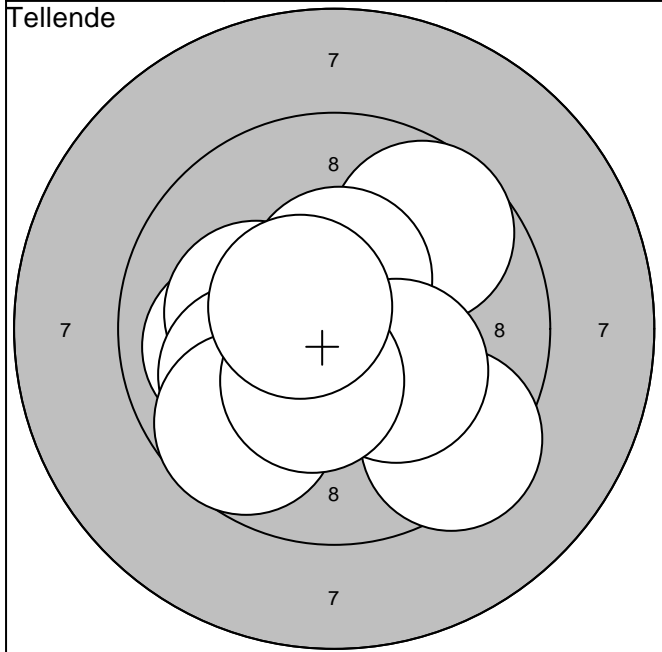
21:10,3* ↘	26:10,2* ←	Serie: 96,0
22:10,7* ↓	27:10,4* ↗	
23: 9,5 ←	28: 9,5 ↖	Summa: 285,0
24:10,2* ↑	29:10,0 ↑	
25: 9,6 ↗	30: 9,3 →	

31:10,3* ↓	36:10,2* ↑	Serie: 98,0
32:10,1 ↗	37:10,6* ↑	
33:10,0 →	38: 9,8 ↖	Summa: 383,0
34:10,1 ↑	39:10,6* ↑	
35:10,1 ↖	40: 9,6 ↖	



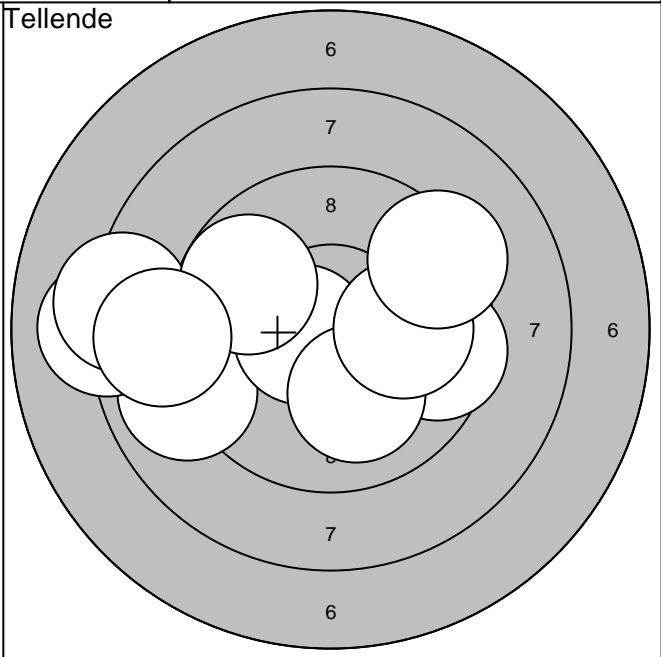
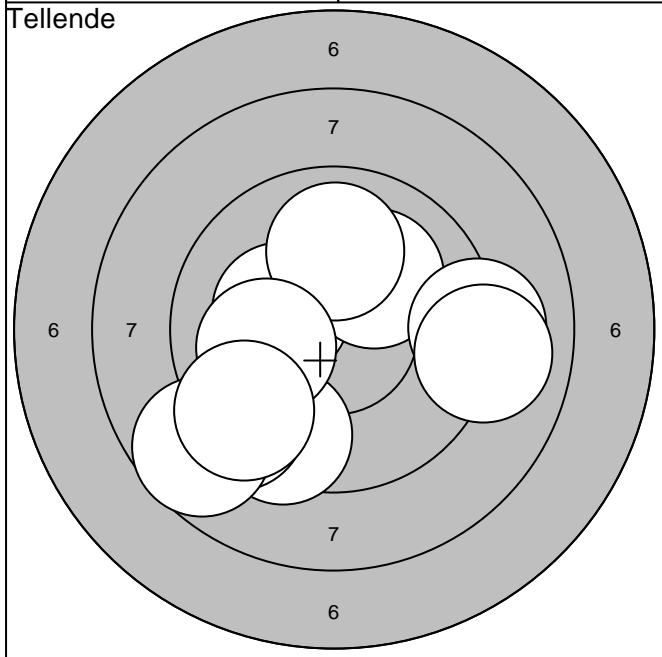
1:10,6* ↗	6: 9,8 ←	Serie: 95,0
2: 9,9 ↗	7: 9,9 ↖	
3:10,5* ↑	8:10,4* →	Summa: 95,0
4: 9,7 →	9: 9,6 →	
5:10,1 ↗	10:10,6* ↘	

11:10,5* ↑	16:10,2* ←	Serie: 99,0
12:10,3* ←	17:10,7* ↗	
13:10,7* ↓	18: 9,7 ←	Summa: 194,0
14:10,7* ↓	19:10,2* ↓	
15:10,6* ←	20:10,6* ↖	



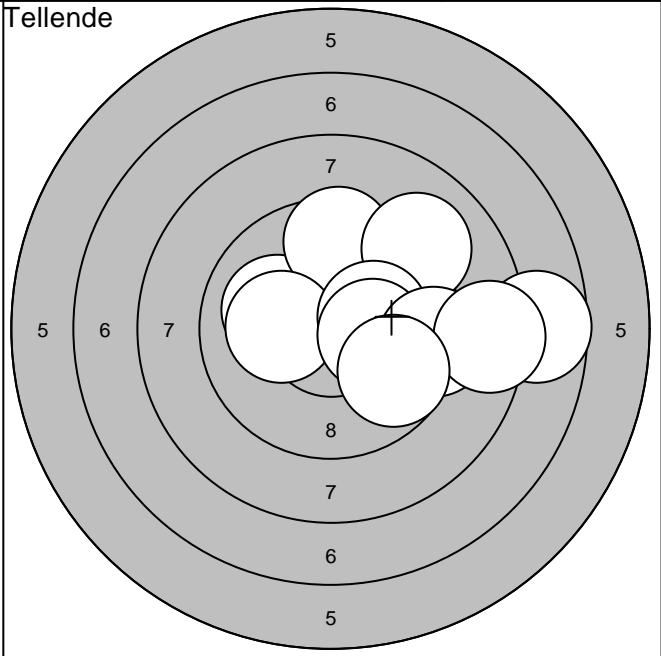
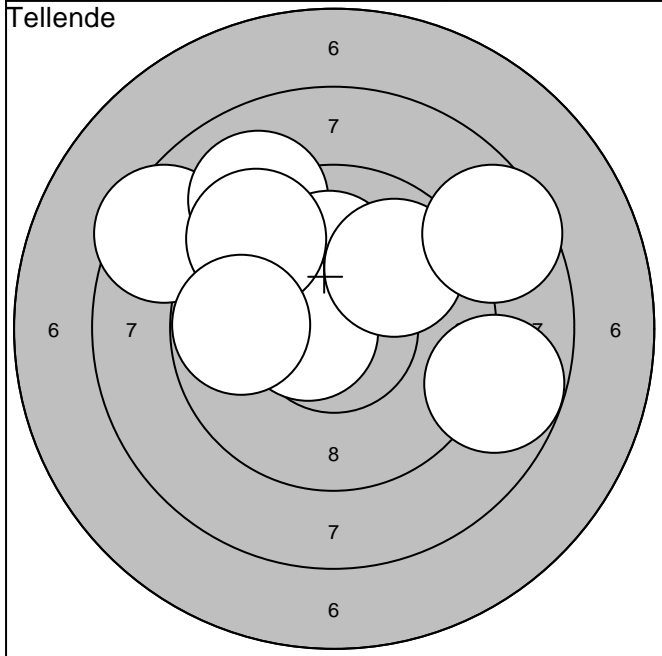
21: 9,7 ↗	26:10,2* ↘	Serie: 97,0
22:10,0 ←	27:10,0 ←	
23:10,5* ↑	28: 9,7 ↓	Summa: 291,0
24:10,2* ←	29:10,4* ↓	
25: 9,4 ↘	30:10,6* ↖	

31: 8,9 →	36:10,3* →	Serie: 97,0
32:10,4* ↓	37:10,7* ↑	
33:10,6* →	38: 9,8 →	Summa: 388,0
34:10,6* ↑	39:10,8* ↓	
35:10,1 ↓	40:10,6* →	



1:10,3* ↖	6:10,1 ←	Serie: 93,0
2:10,1 ↗	7: 9,1 →	
3: 9,4 ↘	8: 8,7 ↙	Summa: 93,0
4:10,0 ↑	9: 9,0 →	
5: 9,2 ↙	10: 9,4 ↙	

11: 9,0 ↖	16: 9,8 ↖	Serie: 90,0
12: 8,1 ←	17:10,1 ↘	
13:10,6* ←	18: 8,8 ←	Summa: 183,0
14: 8,3 ←	19:10,0 →	
15: 9,6 →	20: 9,3 ↗	



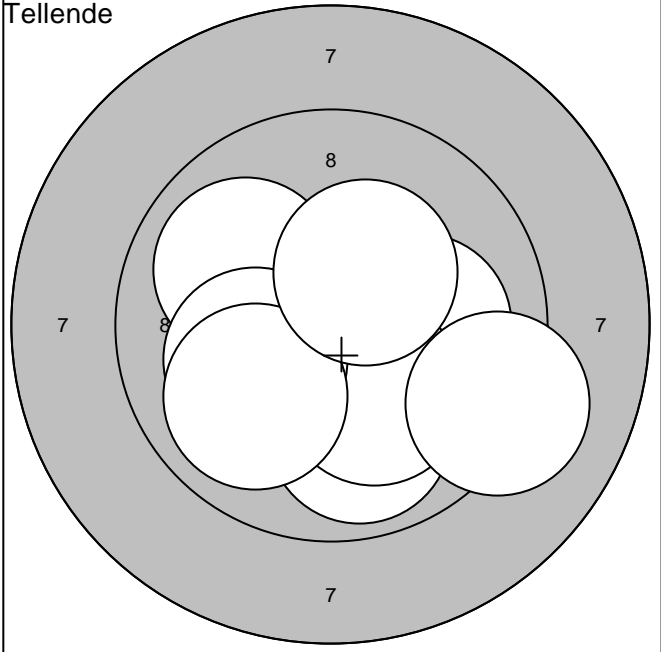
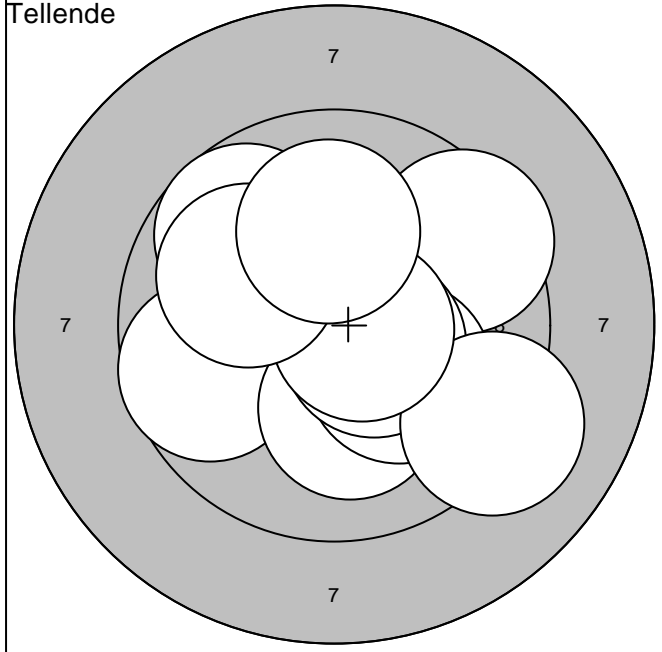
21:10,1 ↗	26: 9,9 ↗	Serie: 90,0
22: 8,5 ↖	27: 8,8 →	
23: 9,0 ↗	28: 8,6 ↗	Summa: 273,0
24:10,1 ↑	29: 9,4 ↗	
25:10,6* ←	30: 9,8 ←	

31:10,1 ↖	36:10,2* →	Serie: 91,0
32: 9,6 ↑	37:10,3* →	
33:10,2* ←	38: 9,3 →	Summa: 364,0
34: 9,1 ↗	39: 8,4 →	
35: 7,7 →	40: 9,7 ↘	

Lag	Tavla		
2	16	Kristina Häggström	

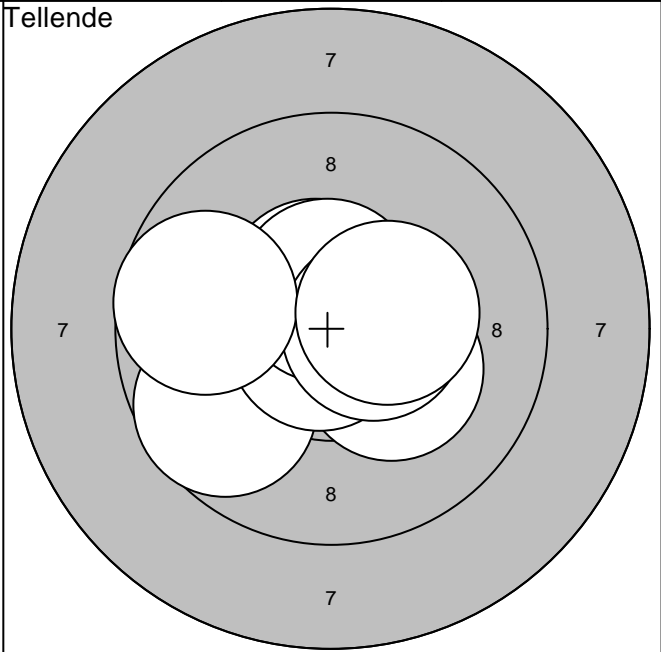
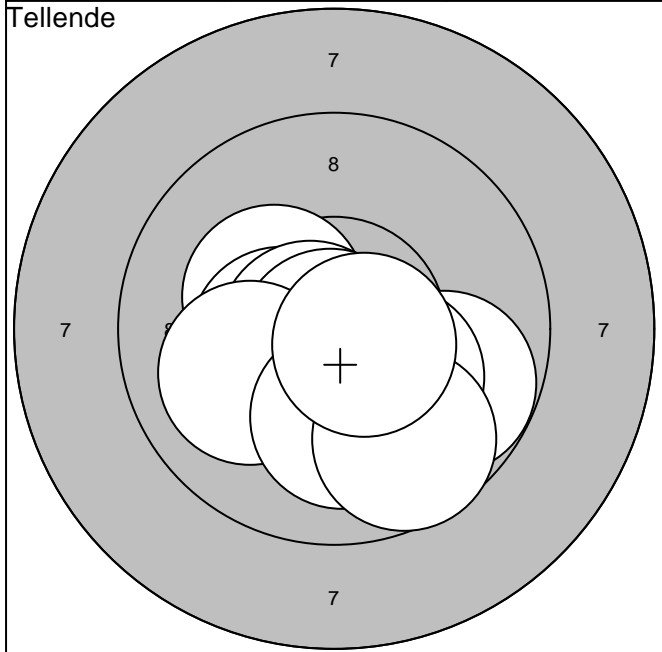
Ramselefors			
-------------	--	--	--

09.10.2004	UME-Skottet		
------------	-------------	--	--



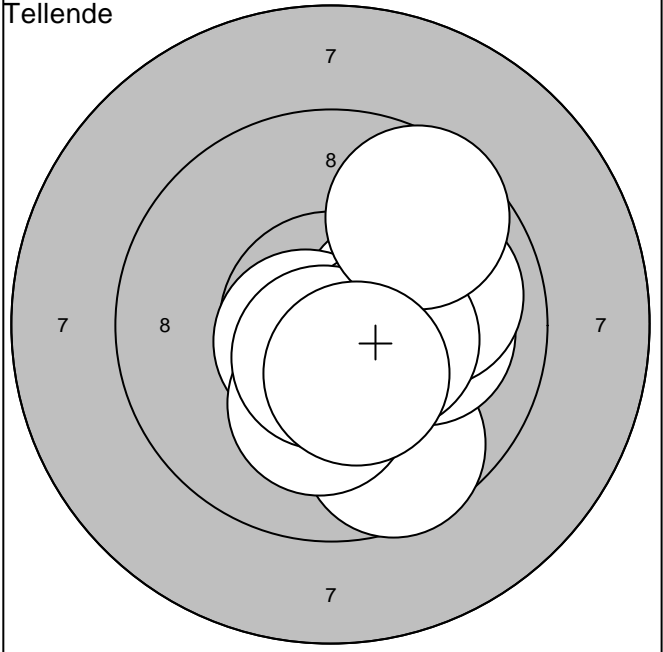
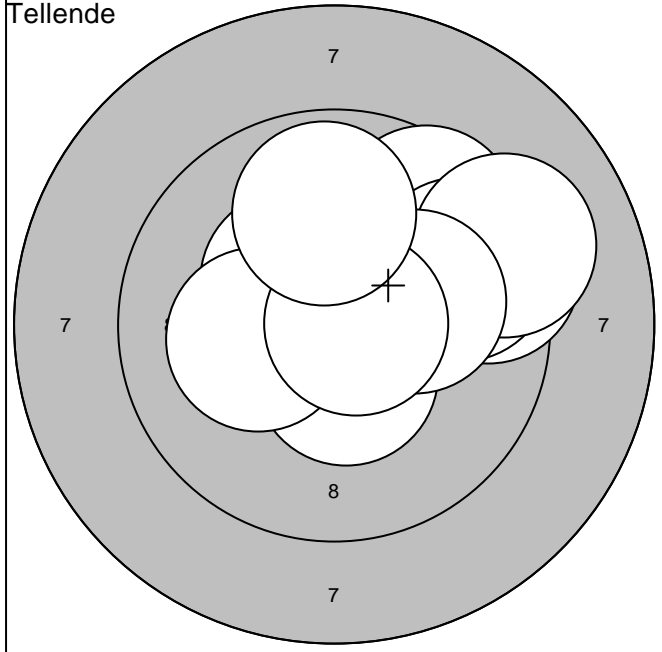
1: 9,7 ↙	6:10,5* →	Serie: 96,0
2:10,1 ↓	7: 9,1 →	
3: 9,5 ↗	8:10,7* →	Summa: 96,0
4: 9,8 ↖	9:10,0 ↖	
5:10,2* →	10:10,1 ↑	

11:10,5* ↓	16:10,0 ↖	Serie: 97,0
12:10,1 →	17:10,1 ↙	
13: 9,9 ↓	18: 9,9 ↙	Summa: 193,0
14:10,5* ←	19: 9,2 →	
15:10,2* ↓	20:10,4* ↗	



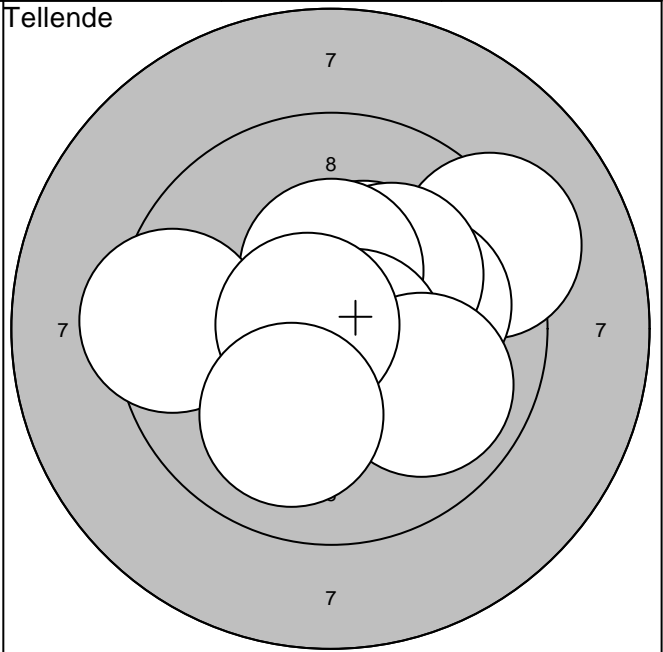
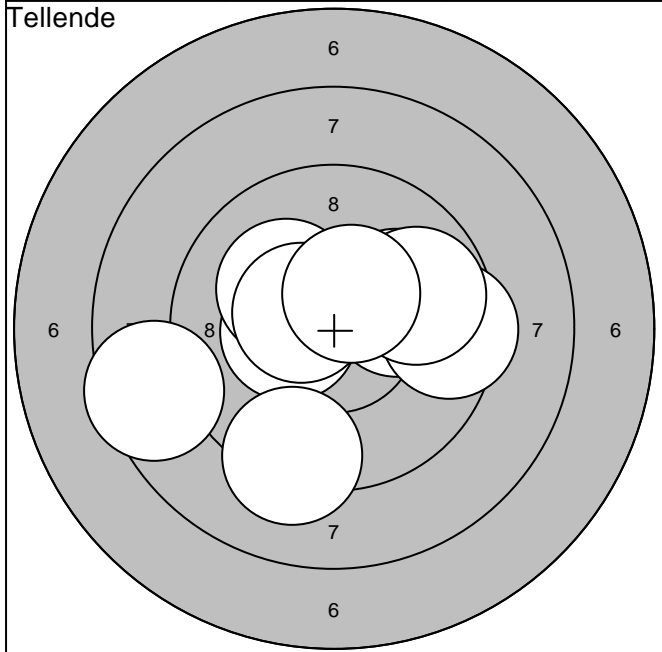
21:10,3* ↖	26:10,2* →	Serie: 98,0
22:10,4* ←	27:10,0 ↙	
23:10,7* ←	28:10,1 ↓	Summa: 291,0
24:10,8* ↓	29: 9,7 ↓	
25: 9,8 →	30:10,6* →	

31: 9,7 ↙	36:10,8* ↙	Serie: 98,0
32:10,6* →	37:10,6* ↑	
33:10,6* ↗	38:10,5* →	Summa: 389,0
34:10,7* ↗	39: 9,7 ←	
35:10,2* ↓	40:10,4* →	



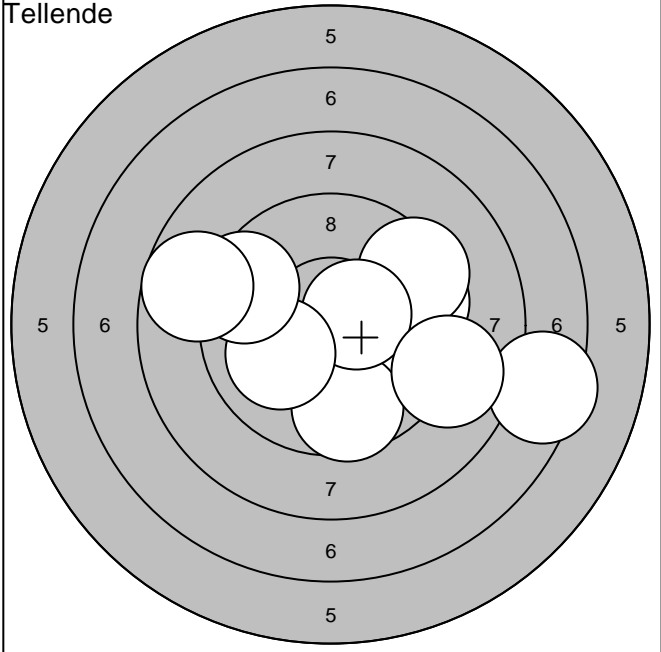
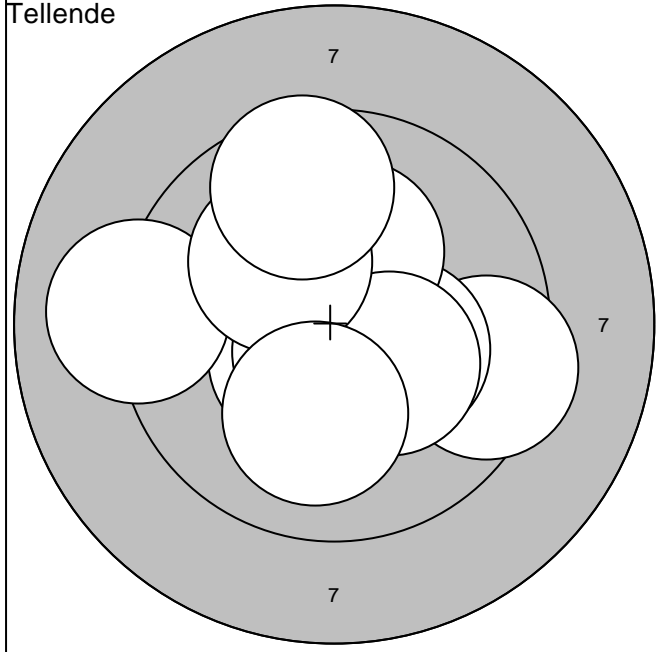
1: 9,4 →	6: 9,1 →	Serie: 95,0
2: 9,6 ↗	7:10,1 →	
3:10,4* ↖	8:10,2* ←	Summa: 95,0
4:10,5* ↓	9:10,7* →	
5: 9,6 →	10: 9,9 ↑	

11:10,3* →	16: 9,9 →	Serie: 97,0
12:10,7* ↙	17:10,4* →	
13: 9,6 ↓	18:10,6* ↓	Summa: 192,0
14:10,1 →	19: 9,6 ↗	
15:10,2* ↓	20:10,4* ↓	



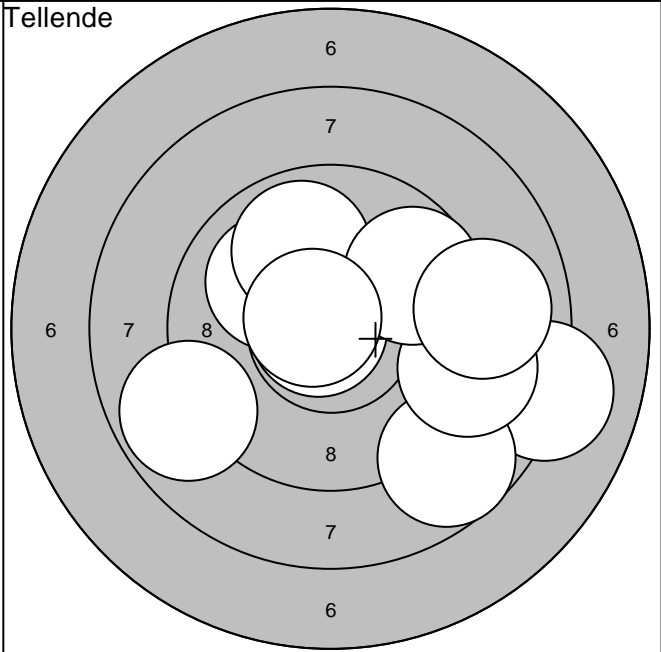
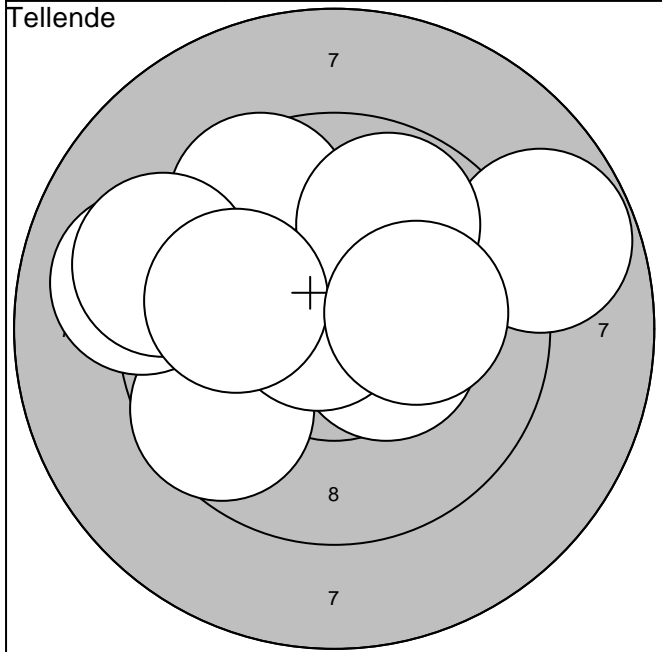
21:10,1 →	26:10,5* ↖	Serie: 95,0
22:10,1 →	27: 9,2 ↓	
23:10,4* ←	28: 9,5 →	Summa: 287,0
24:10,2* ↖	29: 9,8 →	
25: 8,5 ←	30:10,5* ↗	

31: 9,2 →	36:10,7* →	Serie: 97,0
32:10,1 →	37: 9,9 →	
33:10,3* ↗	38: 9,4 ←	Summa: 384,0
34:10,2* ↗	39:10,7* ←	
35:10,4* ↑	40:10,0 ↓	



1:10,5* ↙	6: 9,0 ←	Serie: 97,0
2: 9,4 →	7:10,3* ↘	
3:10,7* ↓	8:10,1 ↗	Summa: 97,0
4:10,3* →	9:10,1 ↓	
5:10,2* ↑	10: 9,6 ↑	

11: 9,6 →	16: 7,4 →	Serie: 89,0
12: 9,4 ↗	17: 8,9 ↘	
13:10,1 ↓	18:10,0 ←	Summa: 186,0
14: 9,6 ↓	19: 9,5 ←	
15:10,5* →	20: 8,8 ←	



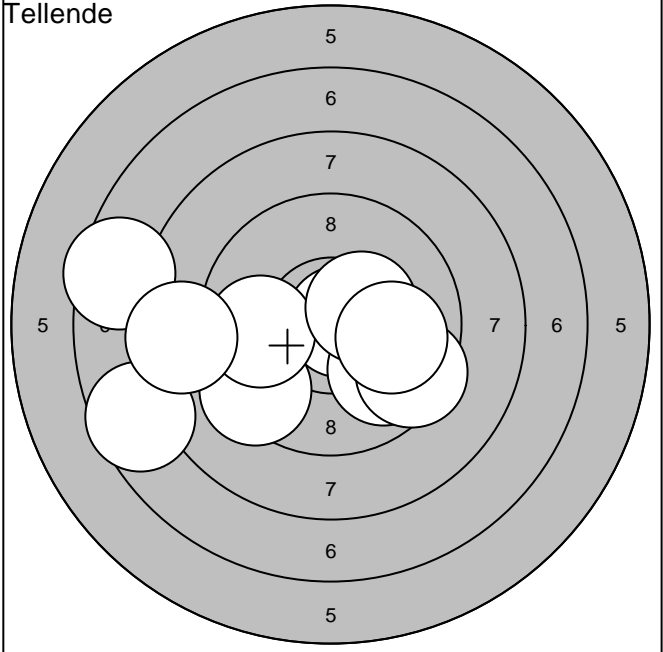
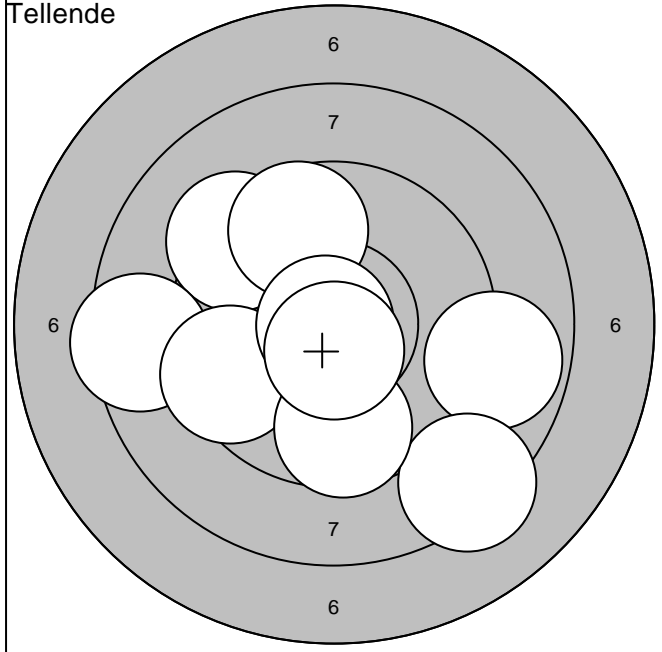
21: 9,6 ↙	26: 8,8 →	Serie: 93,0
22: 9,6 ↗	27:10,8* ←	
23:10,4* →	28: 9,8 ↗	Summa: 279,0
24: 9,1 ←	29:10,0 ←	
25: 9,2 ↙	30:10,1 →	

31: 8,1 →	36: 9,9 ↑	Serie: 90,0
32:10,8* ←	37: 8,8 ←	
33:10,0 ↗	38: 9,7 ↗	Summa: 369,0
34: 8,7 ↓	39: 9,0 →	
35: 9,1 →	40:10,7* ↙	

Lag	Tavla		
2	19	Linda Holmberg	

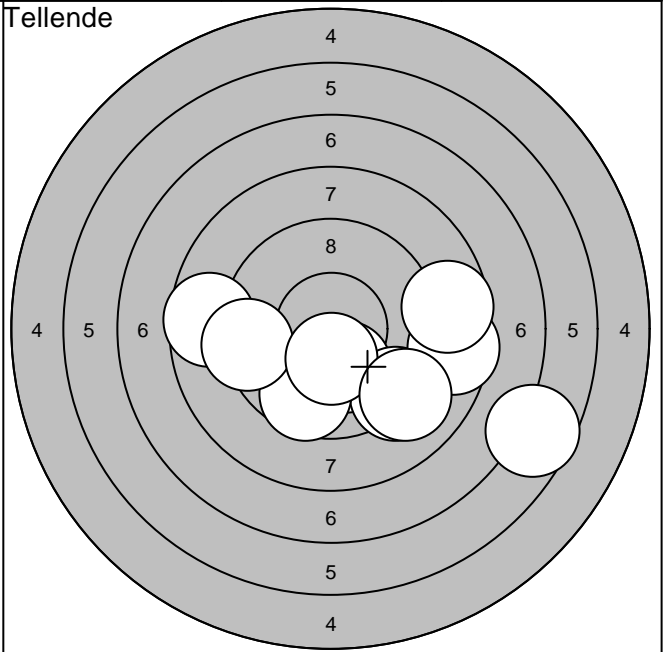
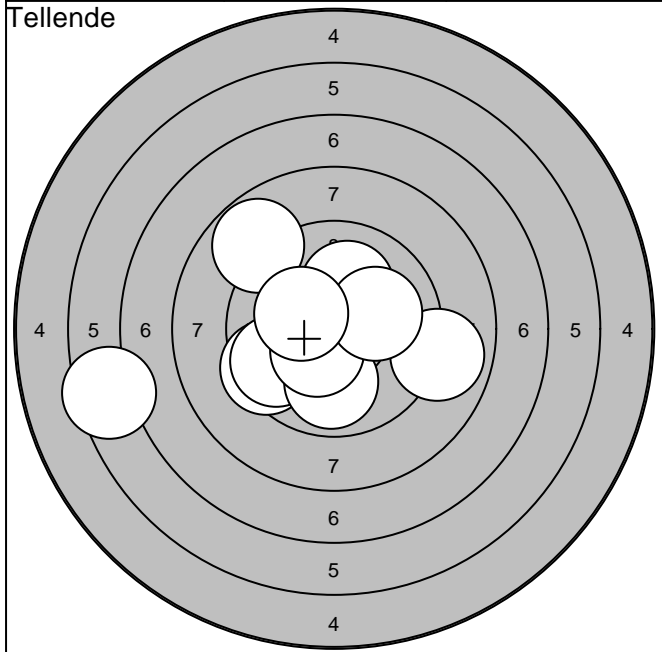
Drängsmark			
------------	--	--	--

09.10.2004	UME-Skottet		
------------	-------------	--	--



1: 9,3 ↖	6: 9,5 ←	Serie: 90,0
2: 9,7 ↑	7:10,9* ←	
3: 8,5 ←	8: 8,3 ↘	Summa: 90,0
4: 8,9 →	9: 9,6 ↓	
5:10,5* ↓	10:10,6* ↓	

11: 9,4 ↙	16: 9,8 ←	Serie: 88,0
12: 7,5 ←	17:10,4* →	
13:10,8* →	18: 8,6 ←	Summa: 178,0
14: 9,9 ↘	19: 9,5 ↘	
15: 7,6 ←	20:10,0 →	



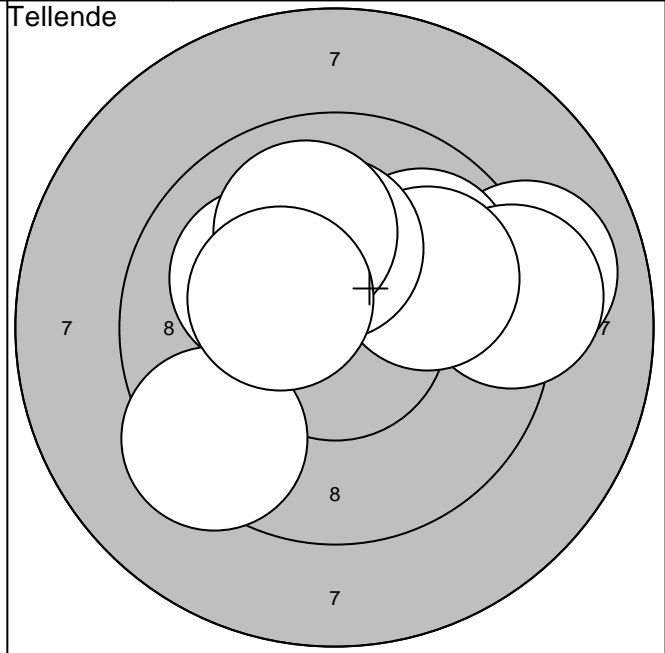
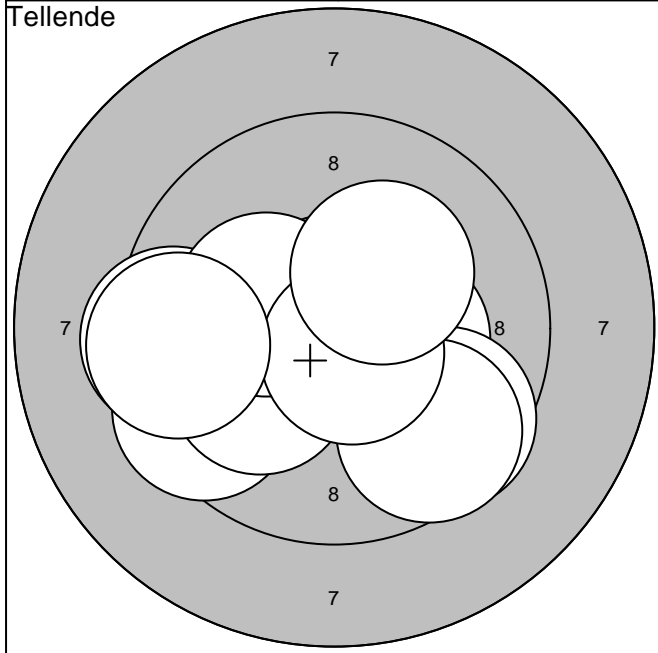
21:10,1 ↑	26: 9,9 ↓	Serie: 89,0
22: 6,5 ←	27:10,4* ↓	
23: 9,5 ←	28:10,1 →	Summa: 267,0
24: 9,7 ←	29: 8,8 ↖	
25: 8,9 →	30:10,3* ↖	

31:10,2* ↓	36: 9,3 ←	Serie: 86,0
32: 8,6 ←	37: 8,7 →	
33: 9,2 ↘	38:10,4* ↓	Summa: 353,0
34: 9,6 ↓	39: 6,6 ↘	
35: 8,6 →	40: 9,0 ↘	

Lag	Tavla		
2	20	Mari Arnevall	

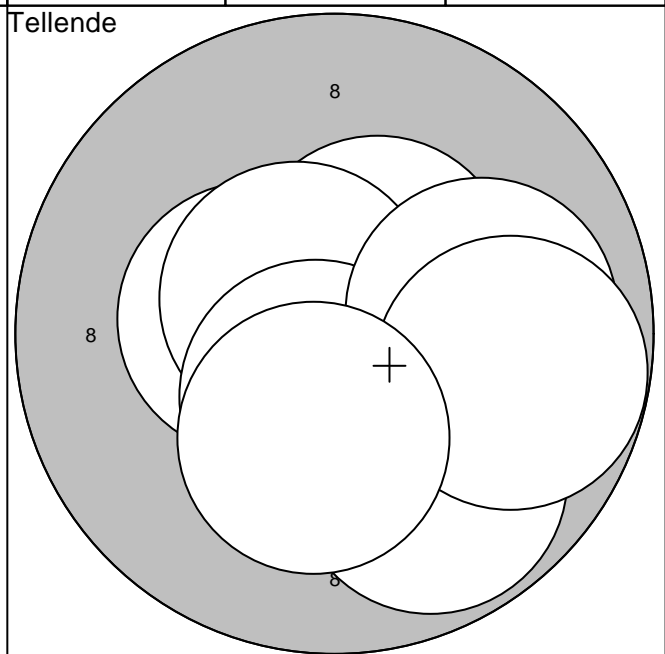
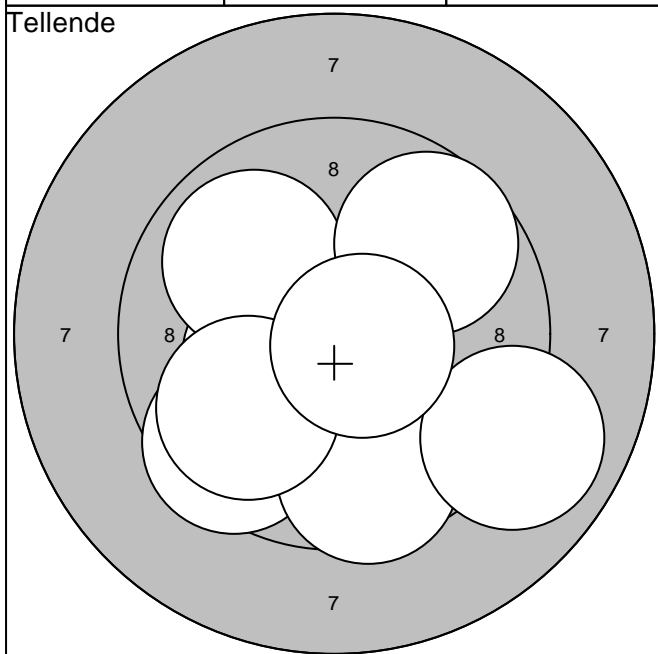
Fältjägarna			
-------------	--	--	--

09.10.2004	UME-Skottet		
------------	-------------	--	--



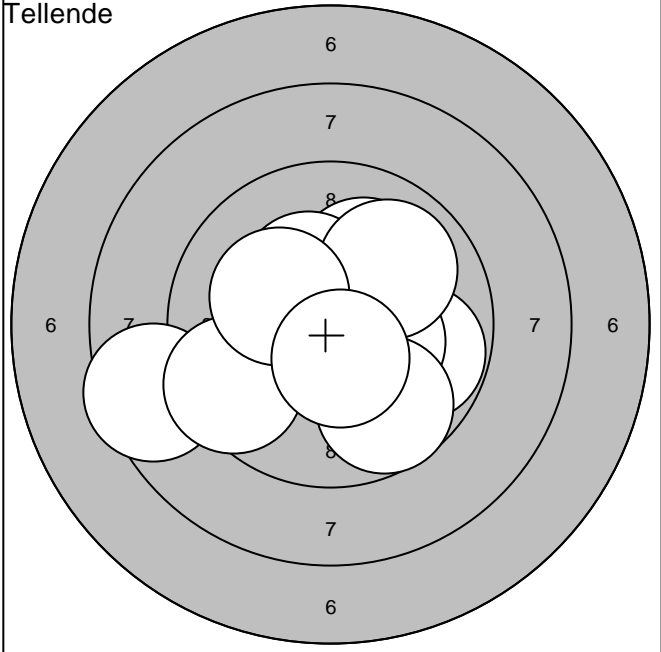
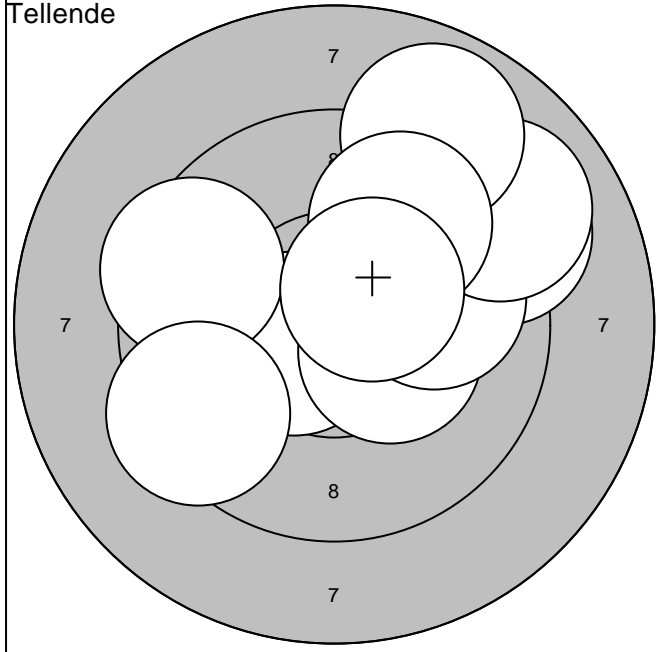
1: 9,4 ←	6: 9,6 ↓	Serie: 95,0
2: 10,3* →	7: 10,3* ←	
3: 9,5 ←	8: 10,6* ↓	Summa: 95,0
4: 9,6 ↓	9: 9,4 ←	
5: 10,1 ←	10: 10,2* ↗	

11: 10,0 ↗	16: 9,4 ←	Serie: 95,0
12: 9,0 →	17: 9,9 →	
13: 9,9 ↗	18: 10,2* ↑	Summa: 190,0
14: 10,1 ←	19: 10,0 ↑	
15: 9,2 →	20: 10,4* ↙	



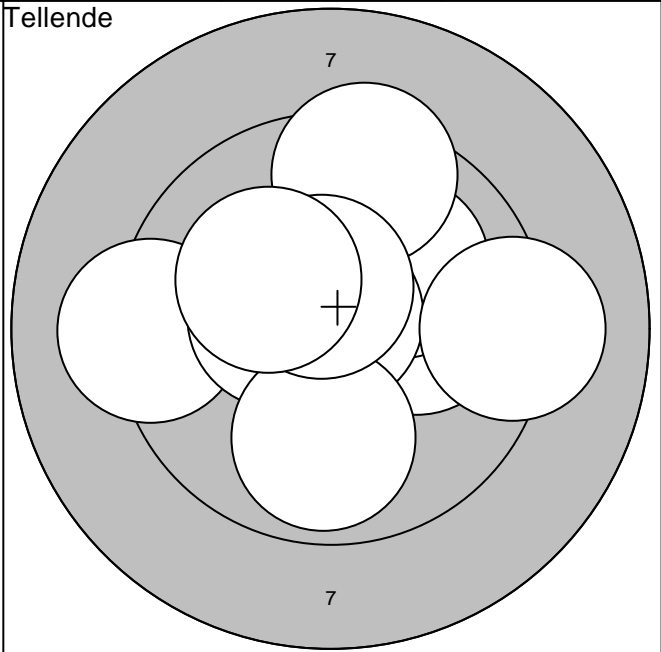
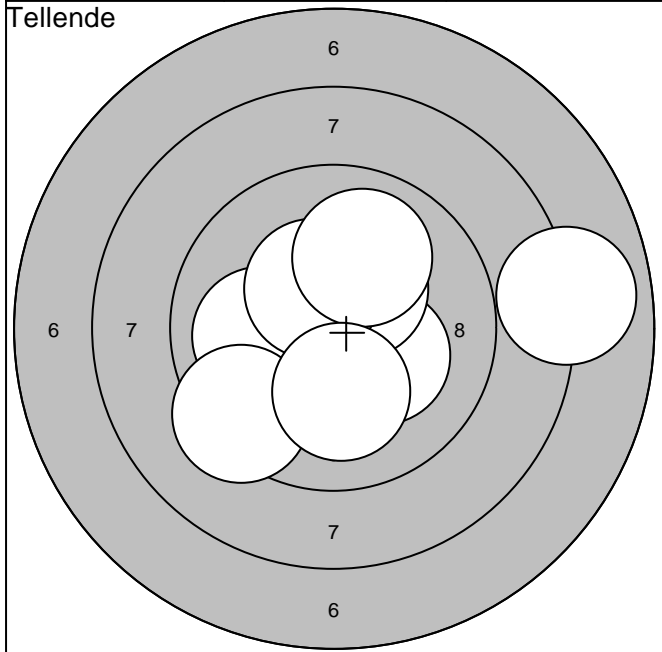
21: 10,7* ↗	26: 9,6 ↓	Serie: 93,0
22: 10,3* ←	27: 8,9 ↓	
23: 10,6* ←	28: 9,9 ←	Summa: 283,0
24: 9,9 ↙	29: 9,7 ↗	
25: 9,5 ↓	30: 10,7* ↓	

31: 10,2* ↓	36: 9,8 ↓	Serie: 98,0
32: 10,5* ↗	37: 10,0 →	
33: 10,4* ←	38: 10,0 →	Summa: 381,0
34: 10,6* ↙	39: 9,8 →	
35: 10,5* ↓	40: 10,3* ↓	



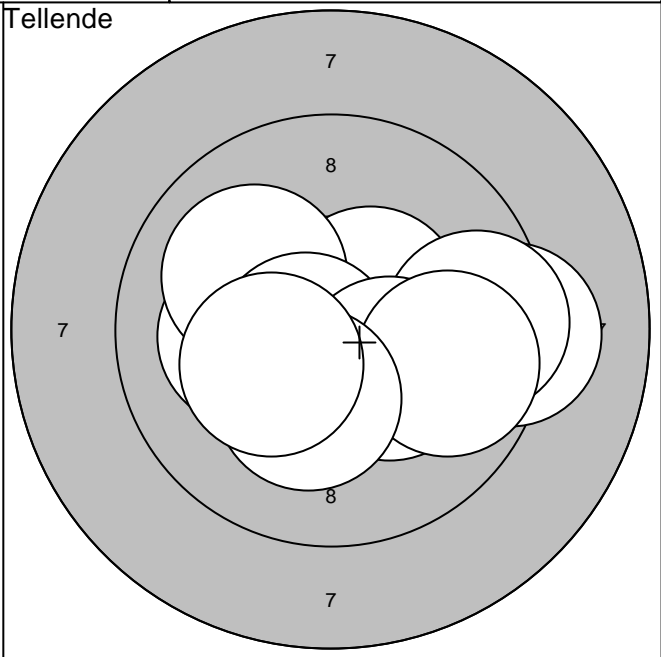
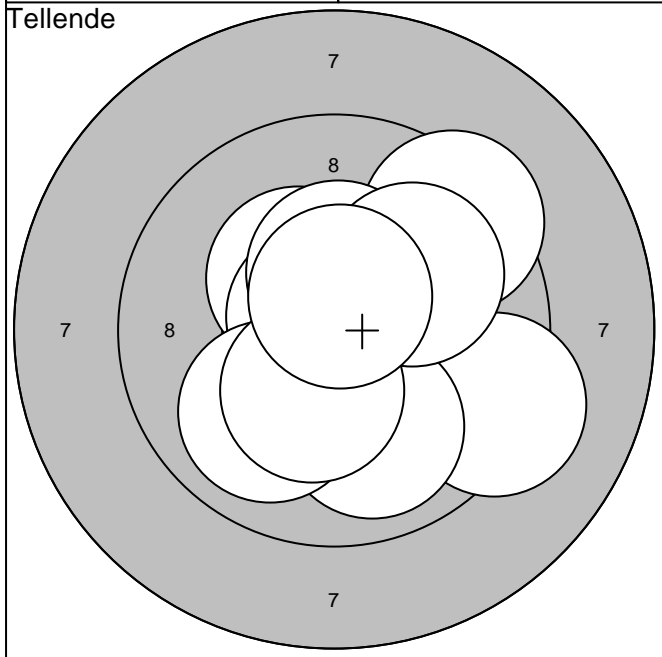
1:10,5* ←	6: 9,0 ↗	Serie: 92,0
2:10,3* →	7: 8,9 ↗	
3: 9,1 ↗	8: 9,8 ↗	Summa: 92,0
4: 9,9 →	9:10,5* ↗	
5: 9,5 ←	10: 9,4 ←	

11: 9,8 →	16: 9,5 ←	Serie: 94,0
12:10,1 ↗	17: 9,7 ↘	
13:10,3* ↖	18: 9,9 ↗	Summa: 186,0
14:10,3* →	19:10,2* ←	
15: 8,5 ←	20:10,5* ↘	



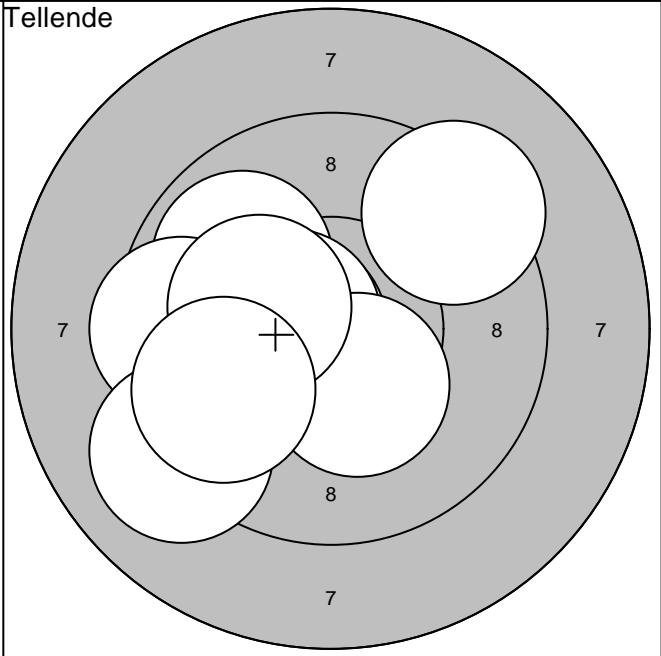
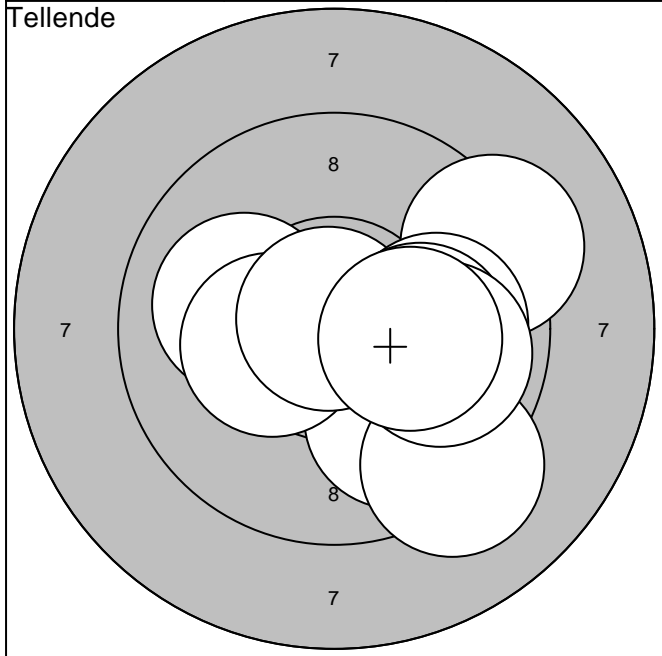
21:10,3* ↓	26: 8,0 →	Serie: 97,0
22:10,3* →	27:10,4* ↗	
23:10,6* ←	28:10,4* ↖	Summa: 283,0
24:10,0 ←	29:10,0 ↗	
25: 9,3 ↙	30:10,1 ↓	

31: 9,2 ←	36: 9,4 ↗	Serie: 96,0
32:10,1 →	37: 9,9 ↓	
33:10,4* ←	38: 9,2 →	Summa: 379,0
34:10,1 ↗	39:10,5* ↗	
35:10,8* ↗	40:10,2* ↖	



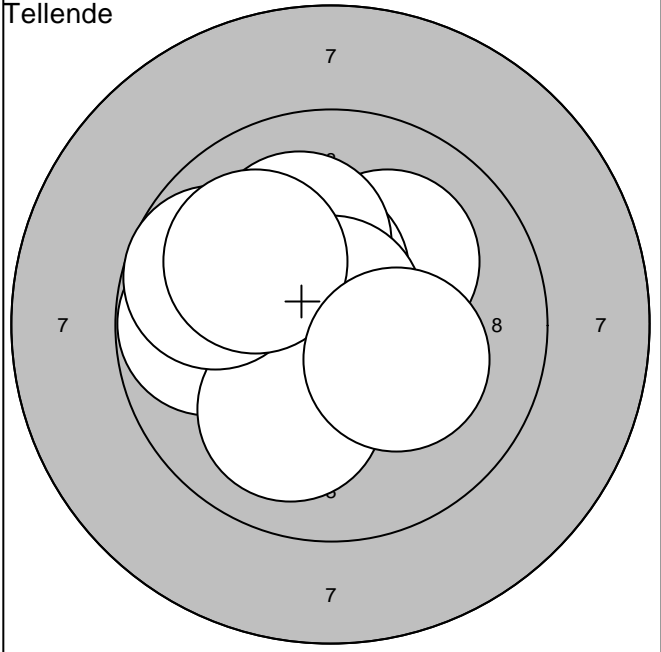
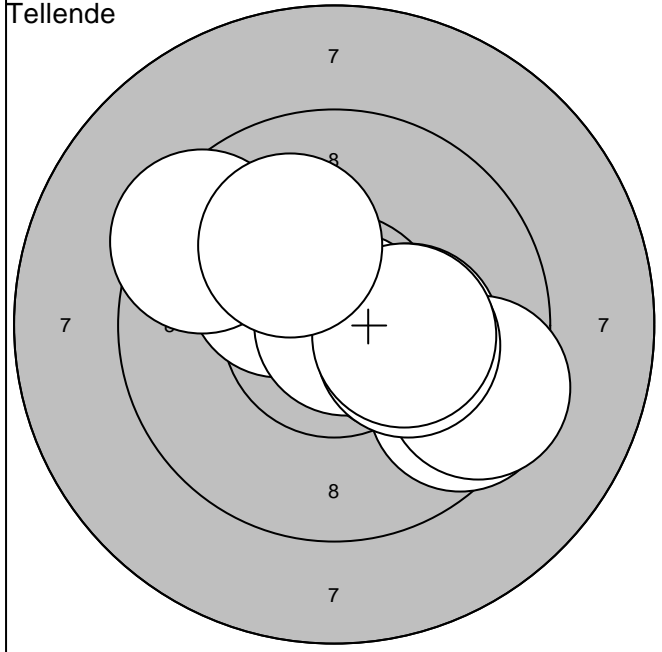
1: 9,2 →	6: 9,9 ↙	Serie: 96,0
2: 9,4 ↗	7:10,3* ↓	
3:10,4* ↖	8:10,4* ↑	Summa: 96,0
4:10,8* ↘	9:10,0 ↗	
5: 9,9 ↓	10:10,6* ↑	

11:10,5* ↗	16:10,7* ↙	Serie: 97,0
12: 9,2 →	17:10,3* ↘	
13: 9,5 →	18: 9,8 →	Summa: 193,0
14:10,2* ←	19:10,2* ↓	
15:10,1 ↖	20:10,3* ↙	



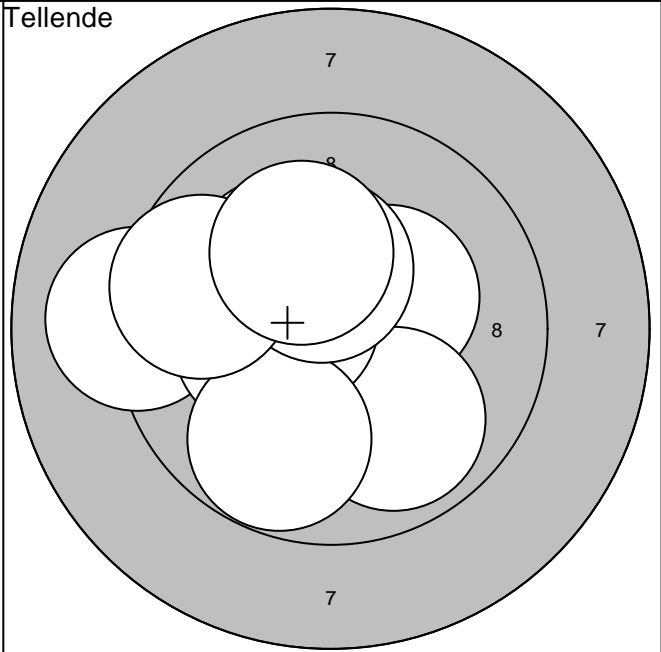
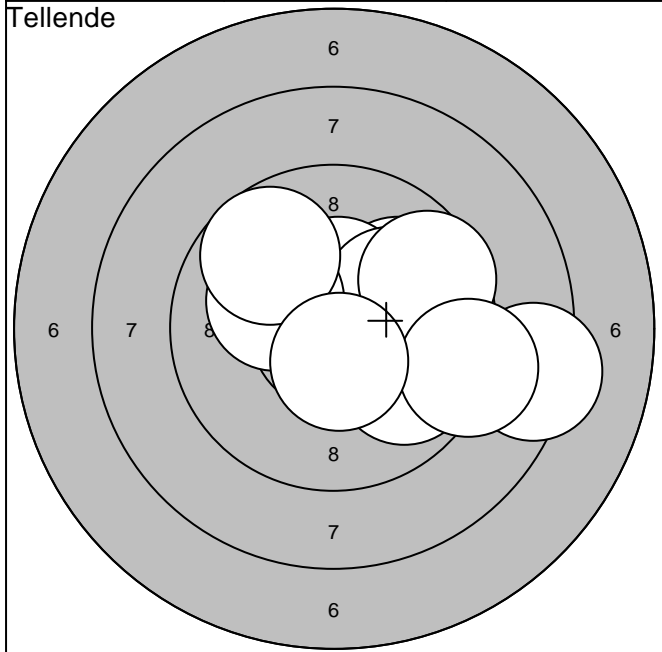
21: 9,2 ↗	26:10,9* ↖	Serie: 96,0
22: 9,9 ↓	27:10,0 →	
23:10,1 ←	28:10,1 →	Summa: 289,0
24:10,3* ←	29: 9,9 →	
25: 9,2 ↓	30:10,2* →	

31: 9,9 ↖	36:10,4* ↓	Serie: 95,0
32:10,6* ←	37:10,2* ←	
33: 9,5 ←	38: 9,1 ↙	Summa: 384,0
34:10,5* ←	39: 9,8 ↙	
35:10,2* ↙	40: 9,3 ↗	



1:10,3* →	6: 9,4 →	Serie: 97,0
2:10,2* →	7:10,2* →	
3: 9,5 ↘	8:10,3* →	Summa: 97,0
4:10,3* ↖	9: 9,4 ↖	
5:10,8* →	10:10,1 ↗	

11:10,1 ↗	16:10,8* ↑	Serie: 98,0
12: 9,8 ←	17:10,0 ↓	
13:10,5* ↖	18: 9,7 ←	Summa: 195,0
14:10,5* ↑	19:10,0 ↖	
15:10,1 ↗	20:10,2* ↘	



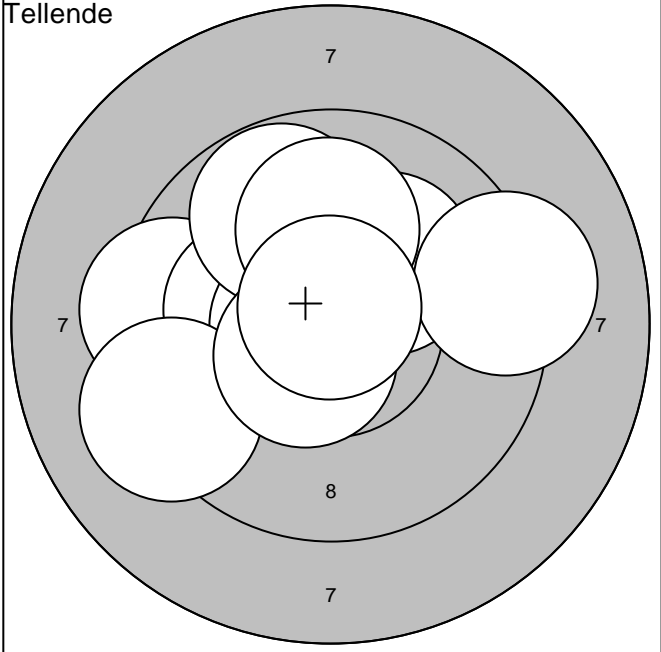
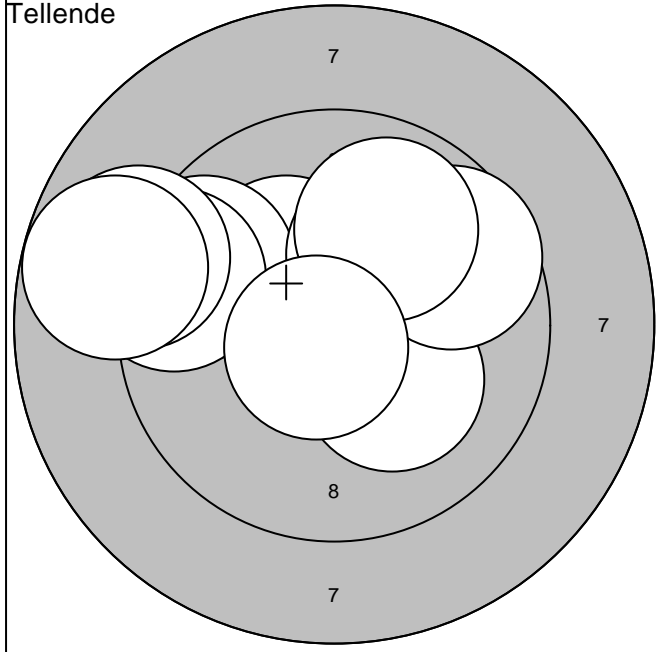
21:10,0 ↗	26: 9,7 ↖	Serie: 94,0
22: 9,9 ↘	27: 8,3 →	
23:10,4* ↑	28: 9,6 →	Summa: 289,0
24:10,1 ↗	29: 9,2 →	
25:10,1 ↖	30:10,5* ↓	

31: 9,1 ←	36:10,5* ←	Serie: 96,0
32:10,2* ↖	37: 9,8 ↓	
33:10,3* ←	38:10,4* ↑	Summa: 385,0
34:10,3* ↗	39: 9,6 ←	
35: 9,9 ↓	40:10,2* ↗	

Lag	Tavla		
2	24	Lisa Sandgren	

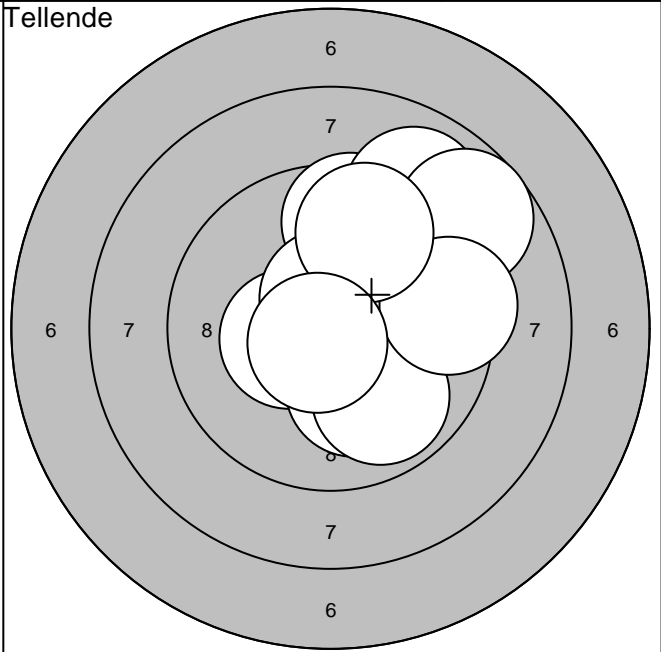
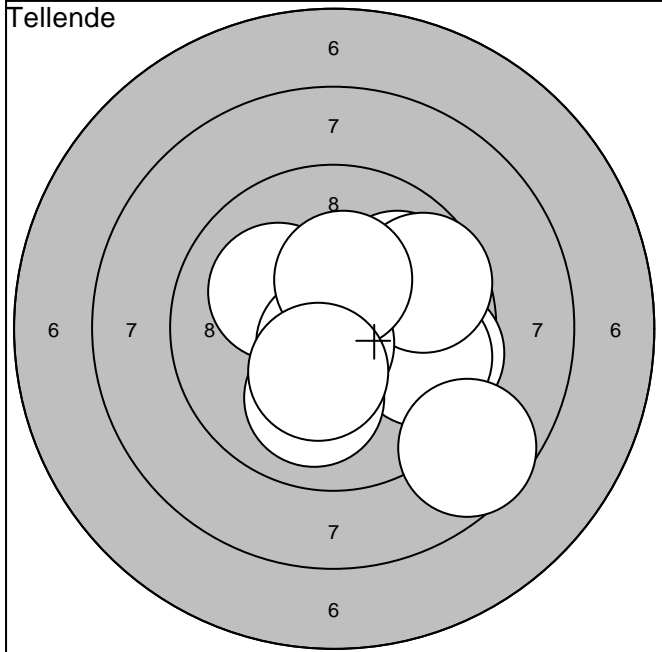
Umeå			
------	--	--	--

09.10.2004	UME-Skottet		
------------	-------------	--	--



1:10,2* ↖	6: 9,9 ↗	Serie: 93,0
2: 9,6 ↖	7: 9,3 ↖	
3:10,2* ↗	8:10,7* ↘	Summa: 93,0
4:10,2* ↘	9: 9,0 ↖	
5: 9,6 ↗	10: 8,8 ↖	

11: 9,4 ↖	16:10,0 ↗	Serie: 96,0
12:10,2* ↖	17: 9,2 ↖	
13:10,2* ↗	18: 9,2 →	Summa: 189,0
14:10,7* ↖	19:10,6* ↘	
15: 9,8 ↗	20:10,8* ↗	



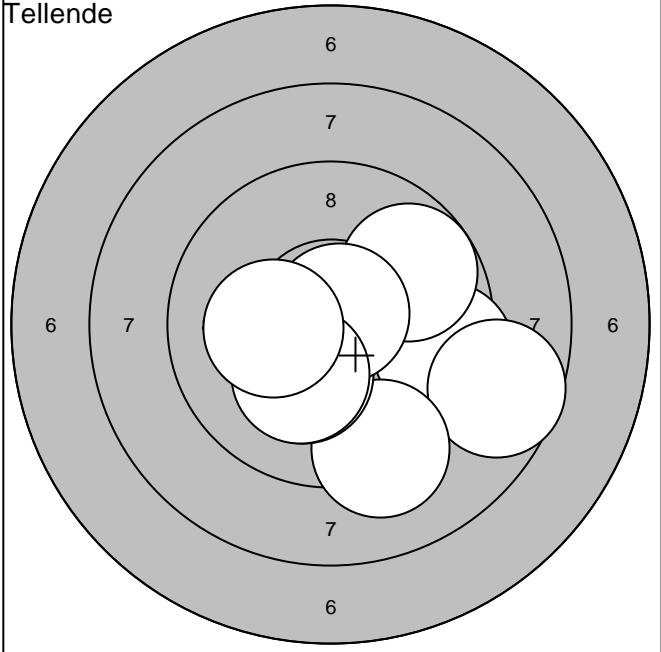
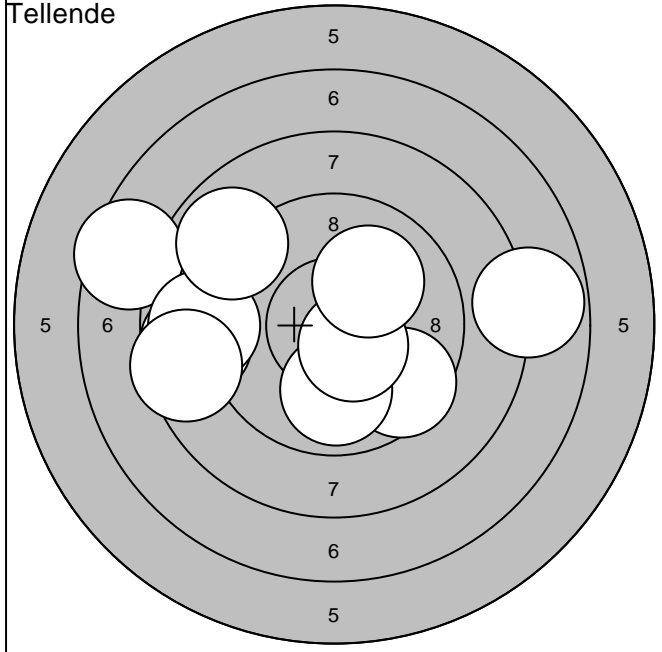
21: 9,6 →	26:10,7* ↘	Serie: 94,0
22:10,1 ↖	27:10,3* ↗	
23: 9,9 ↗	28:10,0 ↘	Summa: 283,0
24: 9,8 →	29:10,3* ↘	
25: 9,7 ↗	30: 8,6 ↘	

31: 9,6 ↗	36:10,6* ↗	Serie: 93,0
32:10,4* ↖	37: 8,7 ↗	
33:10,1 ↘	38: 9,4 →	Summa: 376,0
34: 9,9 ↘	39: 9,7 ↗	
35: 9,0 ↗	40:10,7* ↘	

Lag	Tavla	Therese Karlsson	
2	25		

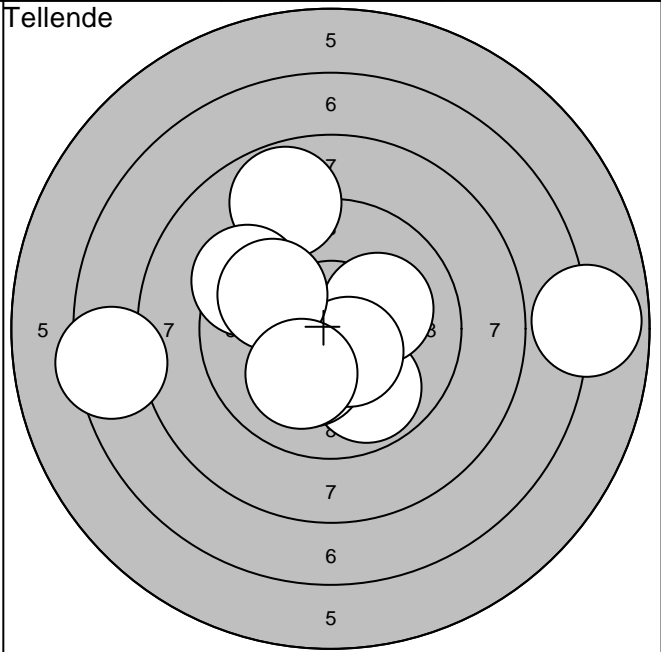
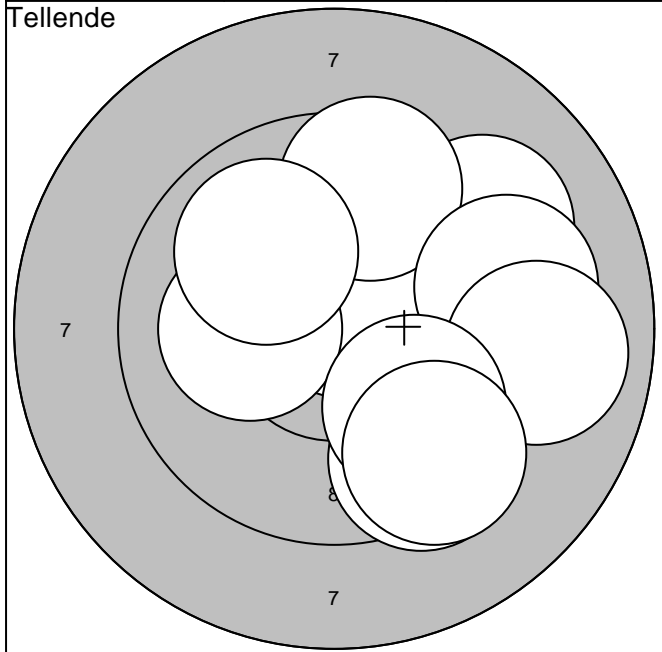
Drängsmark			
------------	--	--	--

09.10.2004	UME-Skottet		
------------	-------------	--	--



1: 9,5 ↘	6: 8,9 ←	Serie: 84,0
2: 9,9 ↓	7: 8,5 ←	
3: 10,5* ↘	8: 8,9 ↗	Summa: 84,0
4: 7,5 ←	9: 10,1 ↗	
5: 8,7 ←	10: 7,8 →	

11: 9,5 →	16: 9,8 ↗	Serie: 95,0
12: 10,4* ←	17: 10,2* ↓	
13: 8,7 →	18: 10,8* ↗	Summa: 179,0
14: 9,2 ↓	19: 10,2* ↓	
15: 10,6* ↙	20: 10,2* ←	



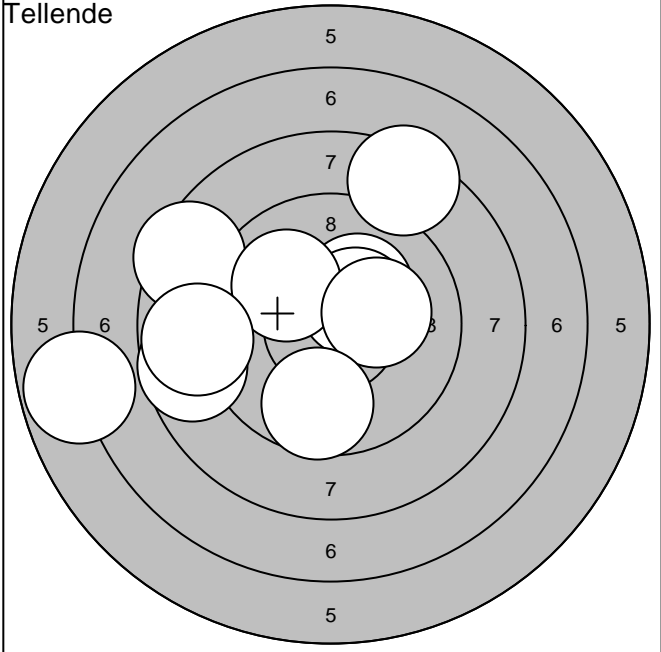
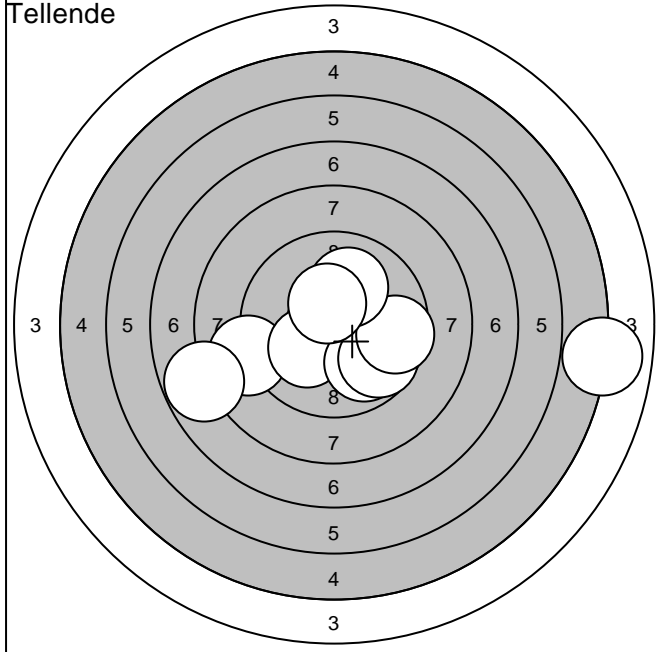
21: 9,2 ↗	26: 9,2 →	Serie: 93,0
22: 9,4 ↓	27: 9,0 →	
23: 10,7* ↗	28: 10,0 ↗	Summa: 272,0
24: 10,1 ←	29: 9,9 ↓	
25: 9,6 ↑	30: 9,4 ↓	

31: 9,8 ↓	36: 10,5* ↓	Serie: 88,0
32: 10,2* ↓	37: 9,4 ←	
33: 8,8 ↗	38: 9,9 ↗	Summa: 360,0
34: 10,1 →	39: 7,4 ←	
35: 6,9 →	40: 10,1 ↓	

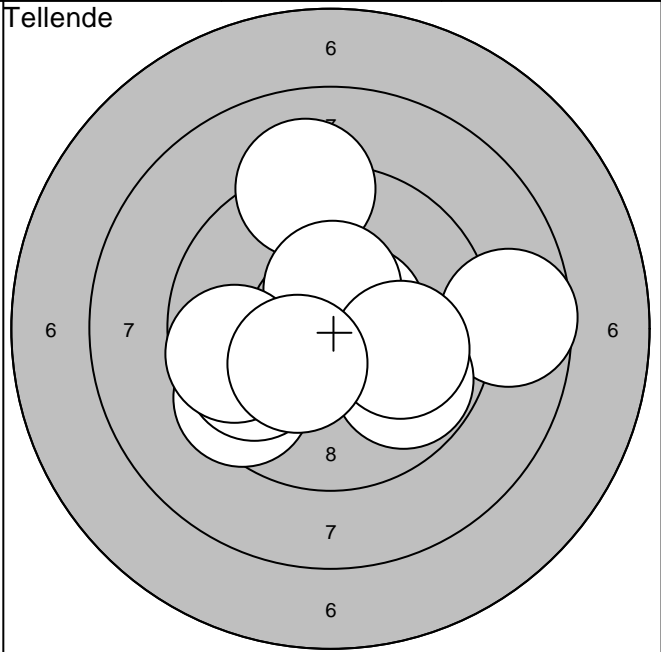
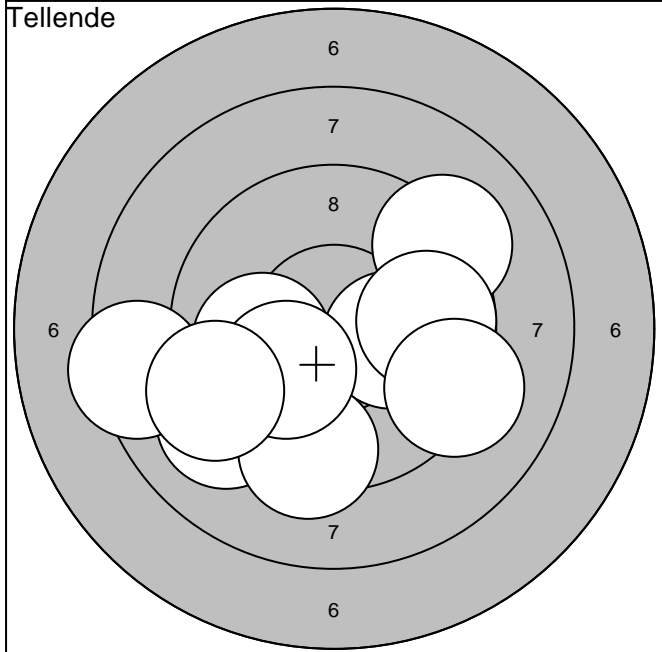
Lag	Tavla	Niklas Westermark
3	1	

Drängsmark	
------------	--

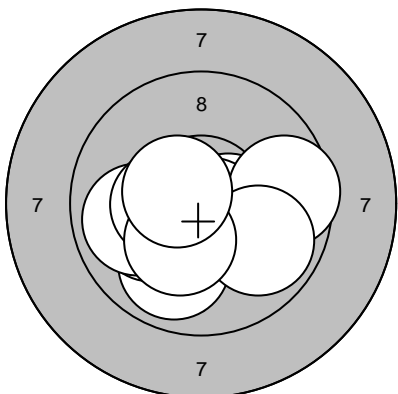
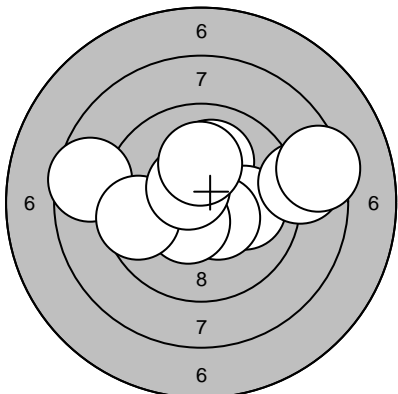
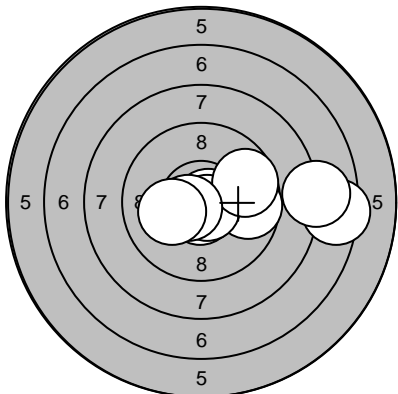
09.10.2004	UME-Skottet
------------	-------------

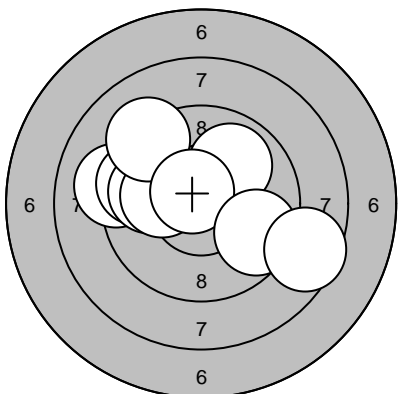
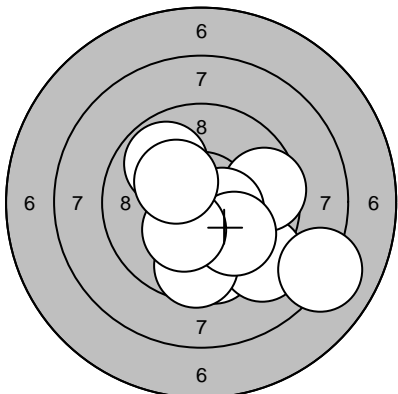
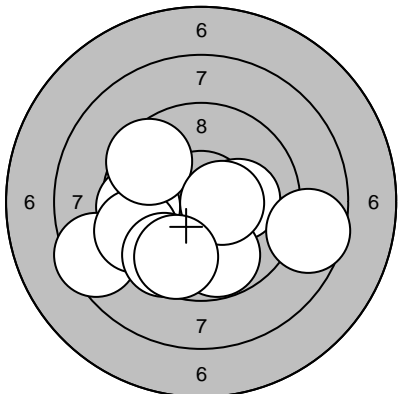


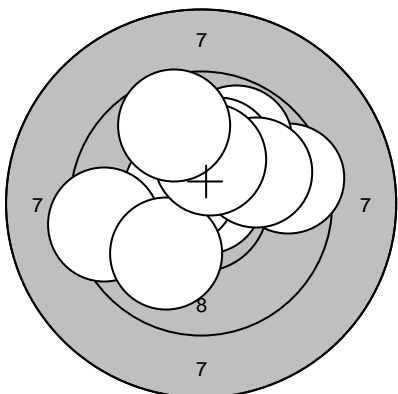
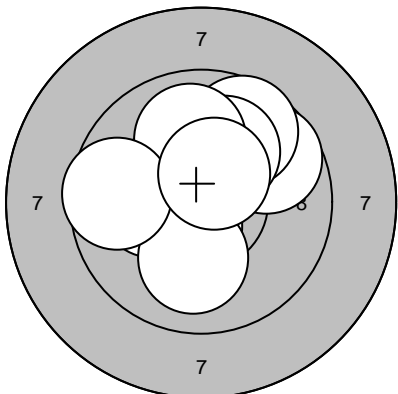
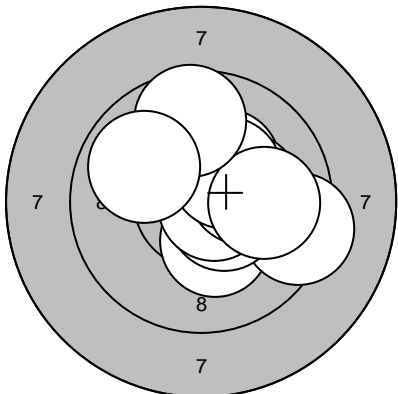
1:10,9* ↙	6: 9,7 ↘	Serie: 87,0	11: 8,4 ↗	16:10,0 ↖	Serie: 87,0
2: 5,0 →	7: 9,6 →		12:10,3* ↗	17: 8,7 ←	
3: 8,9 ←	8:10,1 ↗	Summa: 87,0	13: 8,5 ↖	18: 8,8 ←	Summa: 174,0
4:10,2* ↙	9:10,5* ↗		14: 6,8 ←	19:10,2* →	
5: 9,9 ↘	10: 7,8 ←		15:10,4* ↗	20: 9,7 ↓	

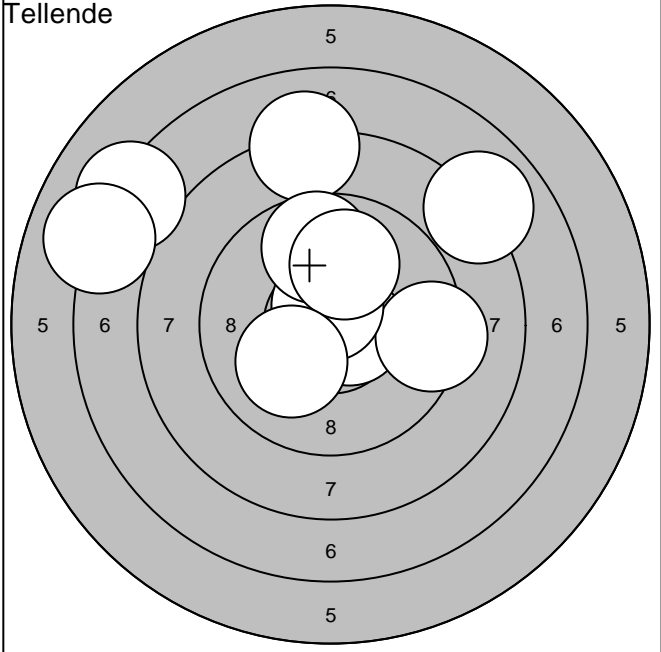
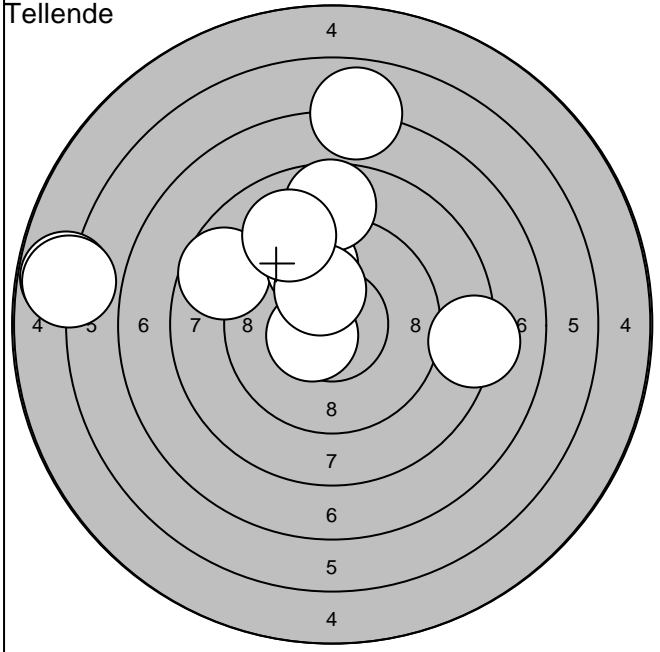


21:10,2* →	26:10,2* ↙	Serie: 92,0	31:10,6* ↗	36:10,5* ↑	Serie: 93,0
22:10,0 ←	27: 8,4 ←		32: 9,5 ↙	37: 9,8 ↘	
23: 9,1 ↙	28: 9,8 →	Summa: 266,0	33: 8,7 →	38: 9,7 ←	Summa: 359,0
24: 9,4 ↓	29: 9,2 ↙		34: 9,1 ↗	39:10,0 →	
25: 9,2 ↗	30: 9,2 ↘		35: 9,8 ↙	40:10,3* ↙	

Lag	Tavla	Per Lindström	
3	2	Forsa	
09.10.2004	UME-Skottet		
Tellende		1: 9,9 ↘ 2: 10,5* → 3: 10,7* ↘ 4: 9,6 → 5: 10,1 ← 6: 9,9 ← 7: 9,9 → 8: 10,4* ← 9: 10,3* ↘ 10: 10,5* ↖	Tellende
		Serie: 96,0	11: 10,2* ↗
		Summa: 96,0	12: 10,6* ↘
			13: 10,4* ↑
			14: 10,7* ←
			15: 10,7* ↘
			16: 10,0 →
			17: 10,2* ↖
			18: 9,9 →
			19: 10,6* ↘
			20: 10,7* ↘
		Serie: 99,0	
		Summa: 195,0	
Tellende		21: 10,1 ↑ 22: 8,6 ← 23: 10,0 → 24: 10,5* ↘ 25: 8,8 → 26: 10,5* ↘ 27: 9,6 ← 28: 10,6* ↗ 29: 8,4 → 30: 10,2* ↑	Tellende
		Serie: 93,0	31: 10,8* ↘
		Summa: 288,0	32: 10,5* ↑
			33: 10,4* ↘
			34: 9,7 ↑
			35: 10,1 ↑
			36: 9,7 ↘
			37: 10,2* →
			38: 9,7 ↘
			39: 9,7 →
			40: 9,7 →
		Serie: 95,0	
		Summa: 383,0	
Tellende		41: 9,8 → 42: 10,8* → 43: 9,7 → 44: 10,7* ↘ 45: 10,7* ↘ 46: 7,4 → 47: 9,7 → 48: 10,6* ← 49: 10,2* ← 50: 7,9 →	Tellende
		Serie: 91,0	51: 9,7 ↗
		Summa: 474,0	52: 10,5* ↖
			53: 10,4* ←
			54: 9,2 →
			55: 10,3* ←
			56: 10,7* ↘
			57: 10,4* ↘
			58: 9,5 ←
			59: 10,5* ↘
			60: 10,4* ↗
		Serie: 97,0	
		Summa: 571,0	

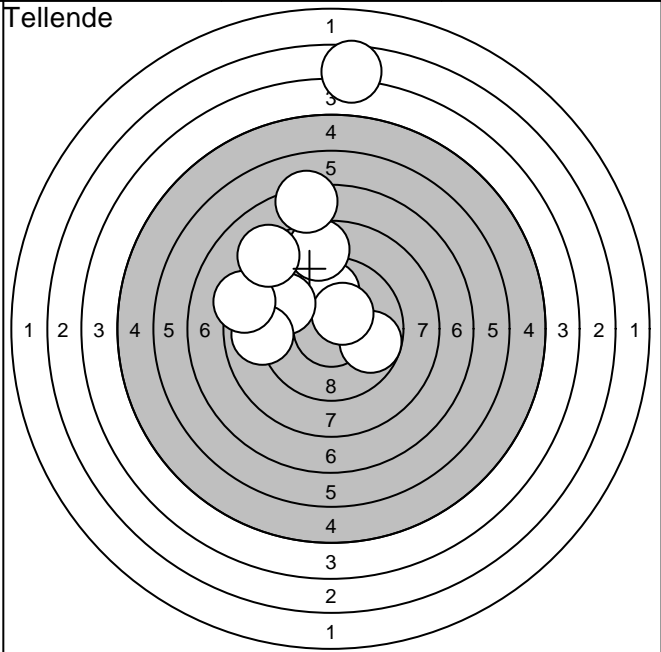
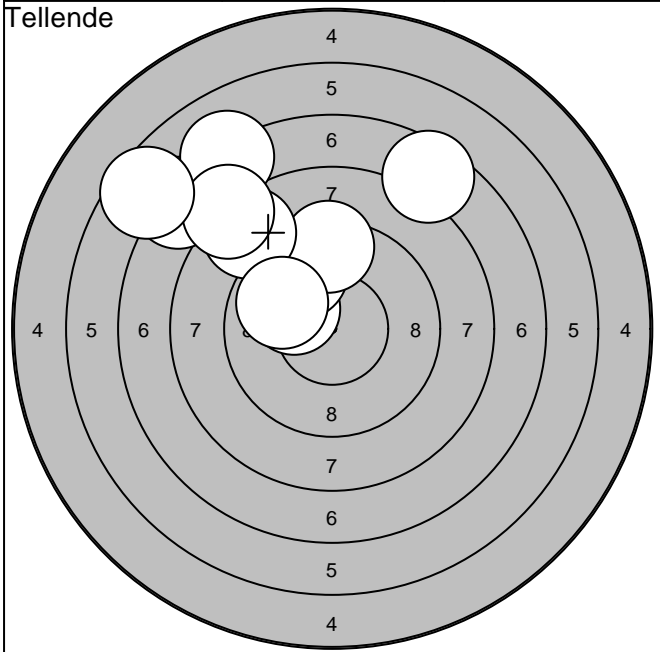
Lag	Tavla	Daniel Saarstav	
3	3	Vännäs	
09.10.2004	UME-Skottet		
Tellende		1: 9,2 ← 2: 10,6* ↑ 3: 9,6 ← 4: 10,0 ↗ 5: 9,9 ← 6: 10,1 ← 7: 9,2 ↗ 8: 10,7* ↗ 9: 9,6 ↘ 10: 8,6 ↘	Tellende
		Serie: 93,0	11: 10,8* ↗
		Summa: 93,0	12: 10,3* ↗
			13: 9,7 ↘
			14: 9,8 ↗
			15: 10,3* ↓
			16: 10,6* ↗
			17: 9,7 ↘
			18: 9,7 ↑
			19: 10,5* ↗
			20: 10,0 →
		Serie: 96,0	
		Summa: 189,0	
Tellende		21: 9,6 ↓ 22: 9,9 ↗ 23: 9,2 ↘ 24: 9,6 → 25: 10,5* ↘ 26: 8,1 ↘ 27: 9,6 ↓ 28: 10,0 ↓ 29: 10,3* ↓ 30: 10,3* ↗	Tellende
		Serie: 93,0	31: 10,2* ↗
		Summa: 282,0	32: 10,1 ↑
			33: 9,4 ↗
			34: 10,1 ↗
			35: 9,6 ↗
			36: 10,3* ↓
			37: 9,1 →
			38: 8,1 ↓
			39: 10,2* ↓
			40: 9,5 ↘
		Serie: 94,0	
		Summa: 376,0	
Tellende		41: 9,6 ← 42: 8,5 ← 43: 10,2* → 44: 9,5 ← 45: 8,6 → 46: 9,6 ↗ 47: 9,8 ↓ 48: 9,6 ↓ 49: 10,5* → 50: 9,7 ↓	Tellende
		Serie: 90,0	51: 10,2* ↗
		Summa: 466,0	52: 9,3 →
			53: 8,8 ↗
			54: 10,8* ↗
			55: 10,1 ↑
			56: 8,4 →
			57: 9,6 ↗
			58: 10,6* ←
			59: 8,5 ←
			60: 9,8 ↘
		Serie: 91,0	
		Summa: 557,0	

Lag	Tavla	Jan Eriksson	
3	4	Forsa	
09.10.2004	UME-Skottet		
Tellende		1: 9,5 → 2: 10,8* ↗ 3: 10,6* ↖ 4: 9,4 ← 5: 9,8 ↗ 6: 10,1 ↗ 7: 10,0 ↘ 8: 10,0 → 9: 10,3* ↗ 10: 9,7 ↗	Tellende
		Serie: 96,0	11: 9,3 ←
		Summa: 96,0	12: 9,0 ←
			13: 9,6 ↓
			14: 9,8 ←
			15: 9,5 ↗
			16: 10,0 →
			17: 10,2* ←
			18: 10,2* →
			19: 10,3* →
			20: 9,8 ↘
		Serie: 96,0	Serie: 94,0
		Summa: 96,0	Summa: 190,0
Tellende		21: 10,5* ↓ 22: 9,7 ↗ 23: 9,7 ↗ 24: 10,2* ← 25: 10,3* ↖ 26: 10,1 ↓ 27: 10,1 ↗ 28: 10,0 ↗ 29: 9,6 ← 30: 10,5* ↗	Tellende
		Serie: 97,0	31: 9,3 ↗
		Summa: 287,0	32: 10,6* ↑
			33: 10,5* ↗
			34: 9,5 →
			35: 10,2* ↖
			36: 10,6* ↓
			37: 10,0 ↘
			38: 10,7* ↗
			39: 9,5 ↘
			40: 10,0 ↗
		Serie: 97,0	Serie: 97,0
		Summa: 287,0	Summa: 384,0
Tellende		41: 10,3* ↗ 42: 10,3* ↓ 43: 9,4 → 44: 10,5* ↘ 45: 10,7* → 46: 10,2* → 47: 10,4* ↗ 48: 10,0 → 49: 9,7 ↗ 50: 9,9 ↖	Tellende
		Serie: 97,0	51: 10,6* ↖
		Summa: 481,0	52: 10,6* ↘
			53: 10,3* ←
			54: 10,2* ↗
			55: 10,4* ↖
			56: 10,0 ↖
			57: 10,3* ←
			58: 10,7* ↖
			59: 10,5* ↗
			60: 10,2* ↓
		Serie: 97,0	Serie: 100,0
		Summa: 481,0	Summa: 581,0



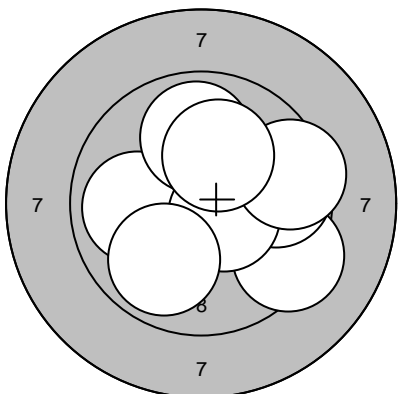
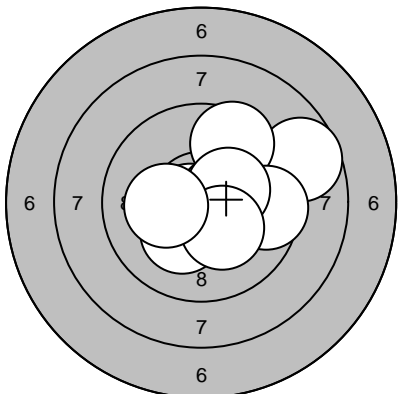
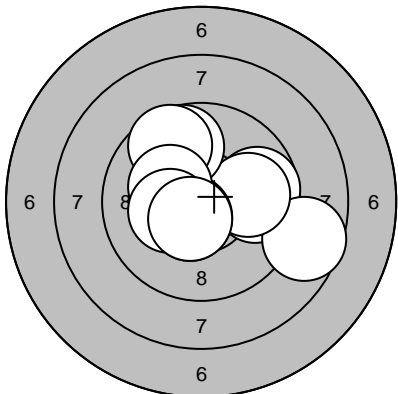
1: 5,8 ←	6: 6,9 ↑	Serie: 78,0
2: 5,9 ←	7: 9,8 ↑	
3: 8,7 ↖	8: 8,7 ↑	Summa: 78,0
4: 10,5* ←	9: 10,3* ↑	
5: 8,2 →	10: 9,1 ↖	

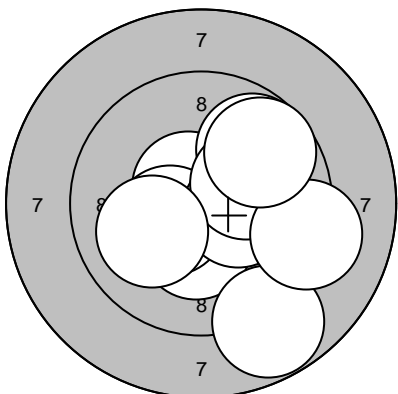
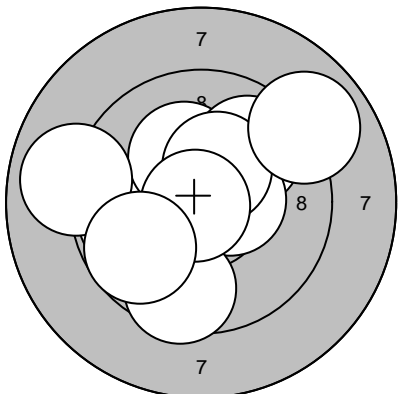
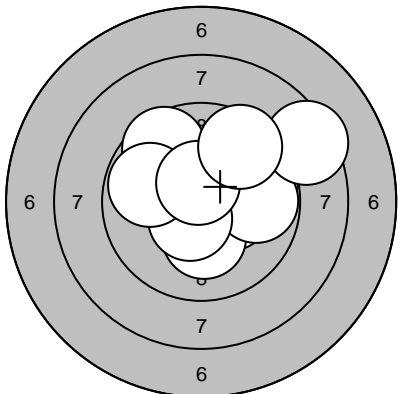
11: 10,6* →	16: 10,7* ↑	Serie: 88,0
12: 8,1 ↑	17: 9,7 ↑	
13: 7,2 ↖	18: 8,0 ↗	Summa: 166,0
14: 7,0 ←	19: 10,0 ↑	
15: 9,3 →	20: 10,1 ↙	

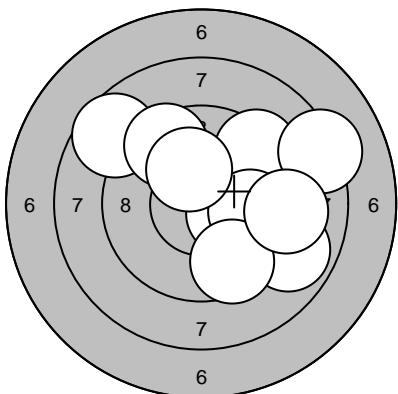
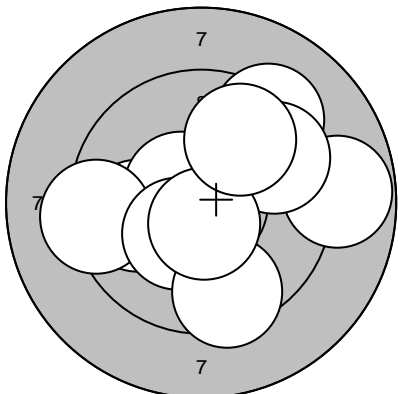
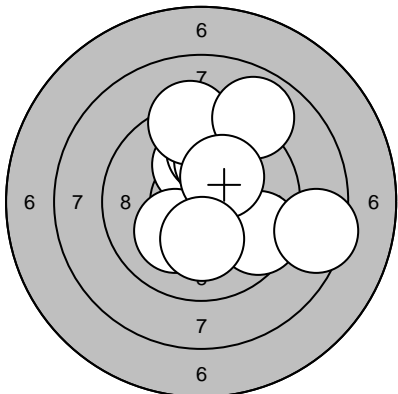


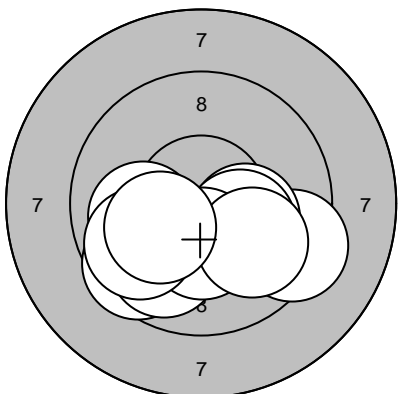
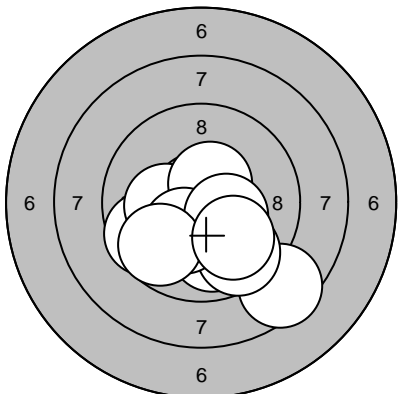
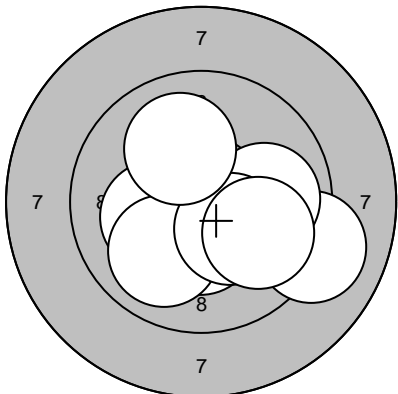
21: 10,1 ↖	26: 7,1 ↗	Serie: 80,0
22: 9,7 ↗	27: 9,9 ↖	
23: 9,4 ↑	28: 8,0 ↗	Summa: 246,0
24: 8,5 ↗	29: 6,6 ↖	
25: 7,2 ↖	30: 7,5 ↗	

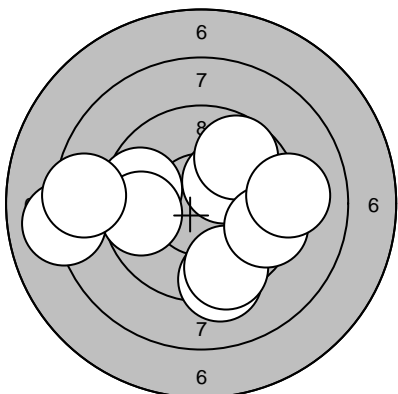
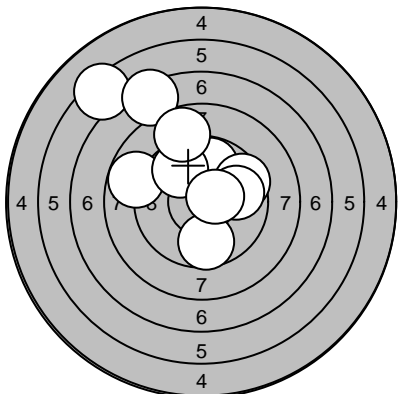
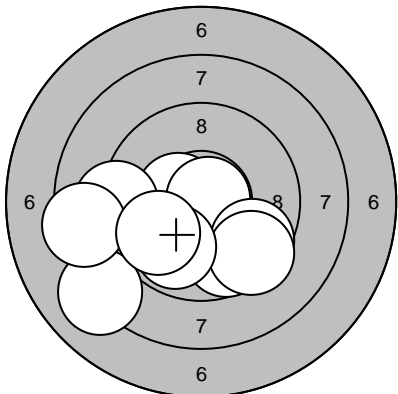
31: 9,9 ↑	36: 9,0 ←	Serie: 80,0
32: 9,8 →	37: 8,7 ↑	
33: 10,4* ↗	38: 8,4 ←	Summa: 326,0
34: 3,7 ↑	39: 7,3 ↑	
35: 9,5 ↖	40: 8,3 ↖	

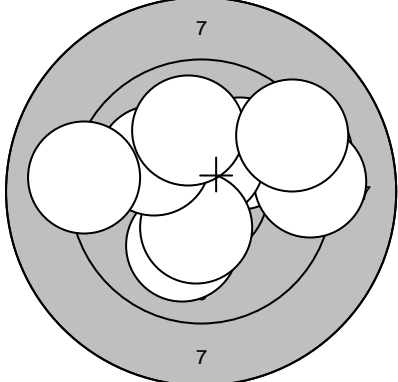
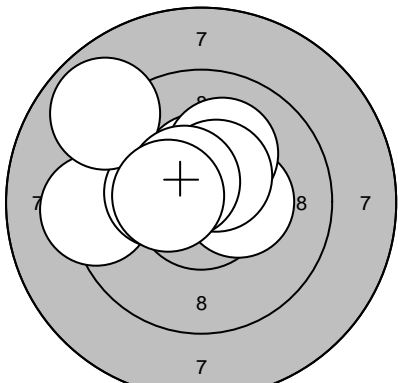
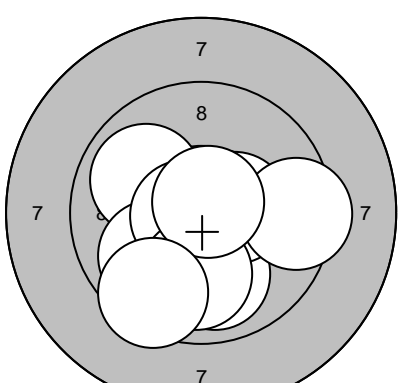
Lag	Tavla		
3	7	Mikael Lundström	
		Flarken	
09.10.2004	UME-Skottet		
Tellende		1: 10,4* ↗ 2: 10,0 ← 3: 9,3 → 4: 9,9 ← 5: 9,9 ↑ 6: 9,8 → 7: 10,5* → 8: 9,9 ↘ 9: 9,5 → 10: 10,2* ↑	Tellende
		Serie: 94,0	11: 10,7* ↘
		Summa: 94,0	12: 9,3 →
			13: 9,9 ←
			14: 8,9 ↘
			15: 8,4 →
			16: 10,5* →
			17: 9,7 ↘
			18: 10,4* →
			19: 10,4* →
			20: 10,3* ←
		Serie: 93,0	
		Summa: 187,0	
Tellende		21: 8,7 → 22: 9,9 → 23: 9,6 ↗ 24: 10,7* ← 25: 10,2* ↘ 26: 9,6 → 27: 10,6* → 28: 10,3* → 29: 10,2* ↘ 30: 10,2* ←	Tellende
		Serie: 95,0	31: 9,8 ↗
		Summa: 282,0	32: 9,9 ↑
			33: 10,7* ↗
			34: 9,9 →
			35: 9,3 ←
			36: 9,5 →
			37: 9,4 ↘
			38: 9,2 ↗
			39: 8,4 ↗
			40: 9,9 ↖
		Serie: 90,0	
		Summa: 372,0	
Tellende		41: 9,8 → 42: 9,8 → 43: 8,6 → 44: 9,9 → 45: 9,8 ↗ 46: 9,6 ↗ 47: 10,5* ↘ 48: 10,2* ↖ 49: 10,3* ← 50: 10,5* ↘	Tellende
		Serie: 93,0	51: 9,7 ←
		Summa: 465,0	52: 10,0 ↘
			53: 9,1 ↗
			54: 9,1 →
			55: 9,8 ↖
			56: 8,9 →
			57: 8,9 →
			58: 9,1 ↘
			59: 9,8 →
			60: 8,9 →
		Serie: 88,0	
		Summa: 553,0	

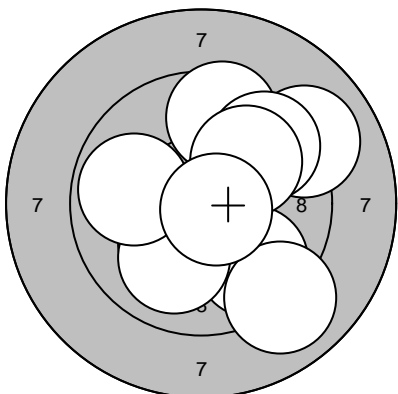
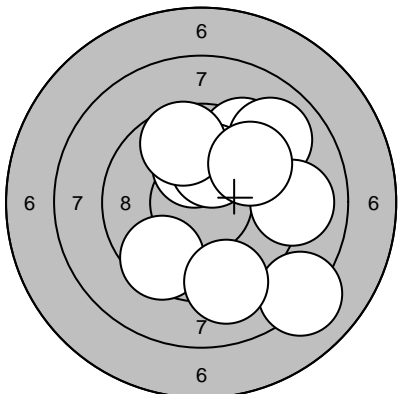
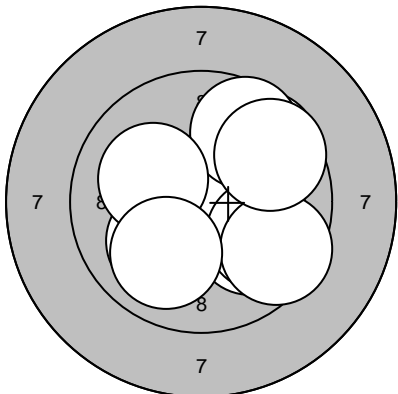
Lag	Tavla	Lars Sandström	
3	8	Ramselefors	
09.10.2004	UME-Skottet		
Tellende		1: 10,6* ↖ 2: 10,3* ↓ 3: 10,4* ↙ 4: 10,4* → 5: 9,8 ↗ 6: 8,8 ↓ 7: 10,2* ↗ 8: 10,1 ↙ 9: 9,2 → 10: 9,7 ↗	Tellende
		Serie: 95,0	11: 9,9 ↘
		Summa: 95,0	12: 8,8 ←
			13: 10,3* ↘
			14: 10,2* ↘
			15: 10,7* →
			16: 10,3* ↘
			17: 10,5* ↓
			18: 10,1 ↗
			19: 10,3* ↘
			20: 9,5 ↗
		Serie: 96,0	
		Summa: 191,0	
Tellende		21: 9,9 ← 22: 10,2* ↖ 23: 9,9 ↗ 24: 10,5* → 25: 9,5 ↓ 26: 9,0 ← 27: 10,4* ↗ 28: 10,8* ↙ 29: 8,9 ↗ 30: 9,7 ↙	Tellende
		Serie: 93,0	31: 10,3* →
		Summa: 284,0	32: 9,4 ↘
			33: 7,3 →
			34: 10,3* →
			35: 10,5* ↓
			36: 10,1 ↑
			37: 10,2* ↗
			38: 9,7 ↘
			39: 10,0 ↓
			40: 10,7* →
		Serie: 95,0	
		Summa: 379,0	
Tellende		41: 10,3* → 42: 9,7 → 43: 10,2* ↓ 44: 9,8 → 45: 9,6 ↖ 46: 10,5* ↘ 47: 8,4 ↗ 48: 9,8 ← 49: 10,5* ↑ 50: 9,6 ↗	Tellende
		Serie: 93,0	51: 9,0 ↘
		Summa: 472,0	52: 10,3* ↑
			53: 10,5* →
			54: 9,2 ↙
			55: 10,5* →
			56: 10,0 ↘
			57: 10,4* →
			58: 9,7 ←
			59: 10,2* ↗
			60: 10,4* ↙
		Serie: 97,0	
		Summa: 569,0	

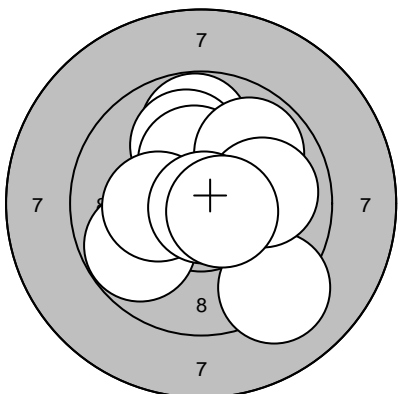
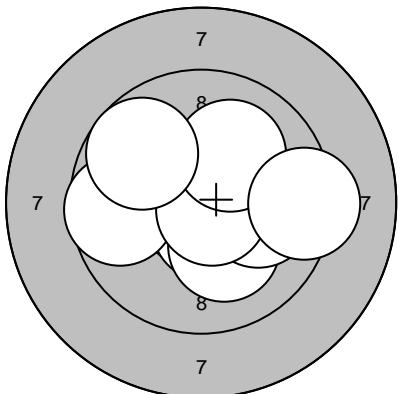
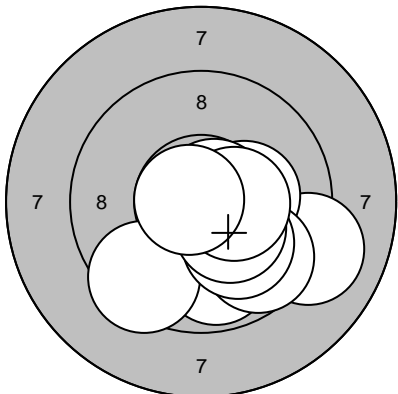
Lag	Tavla	Denny Johansson	
3	9	Rönnskär	
09.10.2004	UME-Skottet		
Tellende		1: 10,3* → 2: 8,6 ↗ 3: 8,9 → 4: 9,4 ↗ 5: 8,2 → 6: 9,9 → 7: 9,5 ↗ 8: 9,6 ↓ 9: 9,2 → 10: 10,2* ↗	Tellende
		Serie: 89,0	11: 10,0 ↓ 12: 10,0 ↓ 13: 8,8 ↓ 14: 10,0 ↑ 15: 10,0 ↓ 16: 6,8 → 17: 10,6* ↗ 18: 9,5 ↓ 19: 9,6 → 20: 10,2* ←
		Summa: 89,0	Serie: 92,0
			Summa: 181,0
Tellende		21: 9,9 ← 22: 10,6* ↗ 23: 9,3 ↗ 24: 9,3 ← 25: 10,3* ↓ 26: 8,8 → 27: 9,5 ↓ 28: 9,6 ↗ 29: 10,6* ↓ 30: 9,8 ↗	Tellende
		Serie: 92,0	31: 9,5 ↓ 32: 10,6* ← 33: 10,6* ← 34: 10,6* → 35: 9,5 ↗ 36: 9,1 → 37: 10,3* ↗ 38: 10,4* ↑ 39: 10,1 → 40: 10,2* ↗
		Summa: 273,0	Serie: 97,0
			Summa: 370,0
Tellende		41: 10,2* ↑ 42: 10,1 ↓ 43: 9,9 ↑ 44: 9,6 → 45: 8,5 → 46: 10,1 ↑ 47: 9,3 ↑ 48: 8,9 ↗ 49: 10,3* ↗ 50: 10,1 ↓	Tellende
		Serie: 93,0	51: 9,9 ↑ 52: 10,5* ↑ 53: 10,4* → 54: 9,4 ↓ 55: 10,0 ↓ 56: 10,2* ← 57: 10,1 ↑ 58: 8,1 ← 59: 10,3* → 60: 7,1 ↗
		Summa: 463,0	Serie: 93,0
			Summa: 556,0

Lag	Tavla	Anders Jonsson	
3	10		
		Gällivare	
09.10.2004	UME-Skottet		
Tellende		1: 9,4 → 2: 10,2* → 3: 9,6 ↙ 4: 9,9 ↙ 5: 10,2* → 6: 10,3* ↓ 7: 10,0 ← 8: 9,9 → 9: 9,8 ↙ 10: 10,2* ↙	Tellende
		Serie: 95,0	11: 10,6* ↑
		Summa: 95,0	12: 10,5* ↓
			13: 9,9 ↓
			14: 9,9 ↓
			15: 10,4* ↓
			16: 9,6 ↙
			17: 10,2* ←
			18: 7,6 →
			19: 9,4 ↙
			20: 10,8* ←
		Serie: 93,0	
		Summa: 188,0	
Tellende		21: 9,6 ↙ 22: 10,2* ← 23: 8,5 ↘ 24: 9,9 ↘ 25: 9,6 ↘ 26: 10,5* ↗ 27: 10,3* ↙ 28: 10,4* → 29: 9,7 ↙ 30: 9,9 ↘	Tellende
		Serie: 93,0	31: 10,3* ←
		Summa: 281,0	32: 9,8 ↘
			33: 10,1 ↘
			34: 10,5* →
			35: 10,6* ←
			36: 9,9 ↙
			37: 10,0 ↗
			38: 10,3* ↘
			39: 9,8 ↓
			40: 10,7* ↘
		Serie: 97,0	
		Summa: 378,0	
Tellende		41: 9,1 → 42: 10,6* ← 43: 10,5* ↓ 44: 10,2* ← 45: 10,3* ↓ 46: 9,9 → 47: 10,0 ↙ 48: 10,3* ↘ 49: 10,1 ↗ 50: 9,9 →	Tellende
		Serie: 97,0	51: 10,0 ↑
		Summa: 475,0	52: 10,3* ←
			53: 10,2* ←
			54: 10,2* ↗
			55: 9,5 →
			56: 10,6* ←
			57: 9,9 ↗
			58: 10,6* ←
			59: 10,4* ↓
			60: 10,3* ↙
		Serie: 98,0	
		Summa: 573,0	

Lag	Tavla	Jonathan Sundström	
3	11	Rönnskär	
09.10.2004	UME-Skottet		
Tellende		1: 9,6 ← 2: 9,3 ↓ 3: 9,7 ← 4: 9,5 ↓ 5: 8,0 ← 6: 10,3* ↗ 7: 9,7 ↗ 8: 9,5 → 9: 8,5 ← 10: 9,1 →	Tellende
		Serie: 89,0	11: 9,0 ↓
		Summa: 89,0	12: 8,6 ↓
			13: 9,2 ↓
			14: 9,4 →
			15: 8,9 ↓
			16: 10,1 ↗
			17: 9,7 ↗
			18: 8,5 ↗
			19: 10,0 ↗
			20: 9,1 ↗
		Serie: 89,0	Serie: 89,0
		Summa: 89,0	Summa: 178,0
Tellende		21: 9,8 ↑ 22: 8,8 ← 23: 6,3 ↗ 24: 9,8 ↗ 25: 7,3 ↗ 26: 9,5 → 27: 9,7 ↓ 28: 8,8 ↑ 29: 9,8 → 30: 10,5* →	Tellende
		Serie: 84,0	31: 8,2 ↗
		Summa: 262,0	32: 8,9 ↓
			33: 8,9 ↗
			34: 10,5* ↗
			35: 9,6 ↗
			36: 9,6 ↗
			37: 8,2 ↗
			38: 9,9 ↑
			39: 8,1 ↑
			40: 9,5 ↗
		Serie: 84,0	Serie: 86,0
		Summa: 262,0	Summa: 348,0
Tellende		41: 9,7 ↓ 42: 10,5* ← 43: 9,2 ← 44: 10,8* → 45: 9,6 ↓ 46: 9,4 ↓ 47: 8,1 ↓ 48: 9,9 ↓ 49: 8,5 ← 50: 9,8 ↙	Tellende
		Serie: 90,0	51: 7,3 ↙
		Summa: 438,0	52: 10,4* ↓
			53: 8,1 ↓
			54: 8,9 ↓
			55: 9,4 ↗
			56: 10,1 ↓
			57: 10,9* ↗
			58: 10,7* ↓
			59: 9,4 ←
			60: 9,7 ↗
		Serie: 90,0	Serie: 90,0
		Summa: 438,0	Summa: 528,0

Lag	Tavla	Mattias Lundström	
3	12	Flarken	
09.10.2004	UME-Skottet		
Tellende		1: 10,1 ↗ 2: 9,3 → 3: 9,2 → 4: 10,0 ↓ 5: 10,5* ↑ 6: 10,4* ↓ 7: 10,1 ↖ 8: 9,1 ← 9: 10,0 ↑ 10: 9,3 ↗	Tellende
		Serie: 96,0	11: 10,3* →
		Summa: 96,0	12: 9,8 ↗
			13: 9,9 ↗
			14: 10,1 →
			15: 9,6 ↓
			16: 9,0 ←
			17: 9,0 ↑
			18: 10,3* ↖
			19: 10,0 ↖
			20: 9,2 ↓
		Serie: 96,0	Serie: 94,0
		Summa: 96,0	Summa: 190,0
Tellende		21: 10,4* → 22: 10,6* ↑ 23: 10,4* ↑ 24: 10,1 ↑ 25: 9,3 ← 26: 10,3* ← 27: 10,5* ↗ 28: 8,9 ↗ 29: 10,5* ↗ 30: 10,4* ←	Tellende
		Serie: 97,0	31: 10,2* ←
		Summa: 287,0	32: 10,3* ↓
			33: 9,6 ↓
			34: 10,5* ↖
			35: 9,9 ↖
			36: 9,7 ↖
			37: 10,3* ↗
			38: 10,0 ↖
			39: 10,1 ↓
			40: 9,3 ←
		Serie: 97,0	Serie: 96,0
		Summa: 287,0	Summa: 383,0
Tellende		41: 9,9 ↖ 42: 9,9 ↖ 43: 10,6* → 44: 10,0 ↓ 45: 10,4* → 46: 10,7* ← 47: 9,4 → 48: 10,0 ↓ 49: 10,7* ↗ 50: 9,5 ↓	Tellende
		Serie: 96,0	51: 10,2* ↓
		Summa: 479,0	52: 9,8 →
			53: 10,0 ↗
			54: 9,9 ←
			55: 10,2* ↓
			56: 10,4* ↓
			57: 10,3* ↓
			58: 9,9 ↓
			59: 10,3* ↖
			60: 10,3* ↖
		Serie: 96,0	Serie: 97,0
		Summa: 479,0	Summa: 576,0

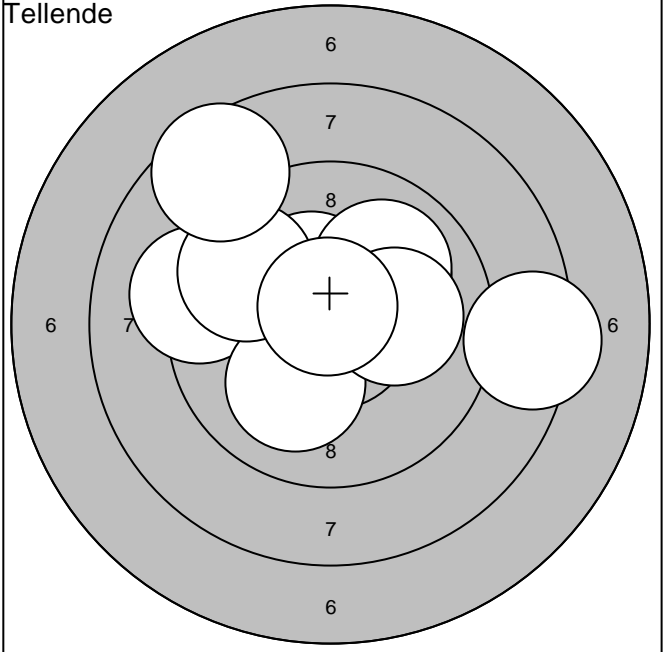
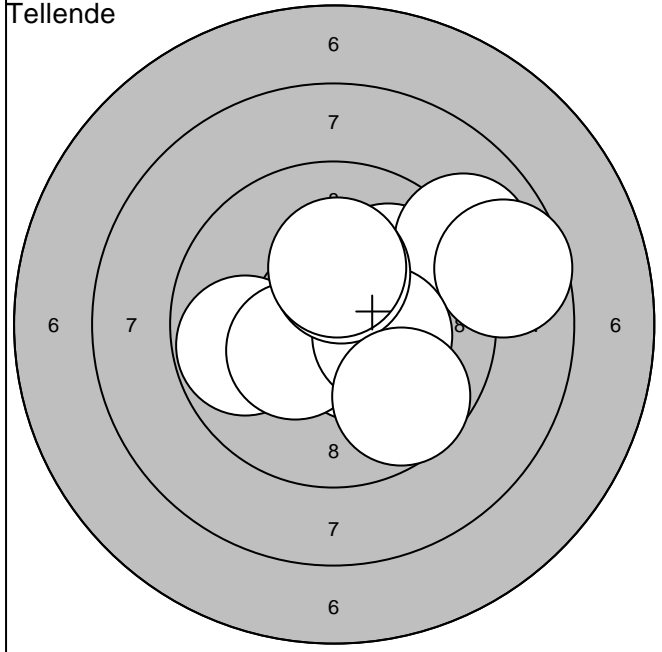
Lag	Tavla	Britta Mattsson	
3	13	Forsa	
09.10.2004	UME-Skottet		
Tellende		1: 9,7 ↘ 2: 10,2* ↓ 3: 10,0 ↓ 4: 9,1 → 5: 9,9 ← 6: 9,6 ↑ 7: 9,0 ↘ 8: 9,6 → 9: 10,0 → 10: 10,7* →	Tellende
		Serie: 94,0	11: 9,6 →
		Summa: 94,0	12: 10,4* ↓
			13: 10,5* ←
			14: 10,0 ↖
			15: 10,6* ←
			16: 9,7 ↘
			17: 8,2 ←
			18: 9,4 ←
			19: 10,1 ↗
			20: 9,2 ↖
		Serie: 94,0	Serie: 94,0
		Summa: 94,0	Summa: 188,0
Tellende		21: 9,5 ↓ 22: 8,1 ↘ 23: 10,2* ↑ 24: 9,4 ↗ 25: 9,0 ↗ 26: 9,1 → 27: 9,2 ↓ 28: 10,1 ↑ 29: 9,7 ↑ 30: 9,7 ↗	Tellende
		Serie: 91,0	31: 9,1 ↓
		Summa: 279,0	32: 10,1 ↗
			33: 9,2 ↓
			34: 8,4 ↘
			35: 9,7 ↗
			36: 9,3 ↓
			37: 8,5 ←
			38: 9,8 →
			39: 10,3* ↓
			40: 8,8 ↙
		Serie: 91,0	Serie: 89,0
		Summa: 279,0	Summa: 368,0
Tellende		41: 10,1 ↓ 42: 9,7 → 43: 10,0 ↘ 44: 10,7* → 45: 9,6 ↗ 46: 9,9 ↘ 47: 10,1 ↖ 48: 9,5 ↘ 49: 9,6 ↗ 50: 10,0 ↓	Tellende
		Serie: 95,0	51: 9,6 ↓
		Summa: 463,0	52: 10,3* ←
			53: 10,0 ↗
			54: 10,1 →
			55: 10,8* ←
			56: 10,2* ↑
			57: 8,4 →
			58: 10,3* ↓
			59: 10,2* ←
			60: 9,5 ↖
		Serie: 95,0	Serie: 96,0
		Summa: 463,0	Summa: 559,0

Lag	Tavla	Simon Jonsson	
3	14		
		Bastuträsk	
09.10.2004		UME-Skottet	
Tellende		1: 9,2 ↘ 2: 9,8 ↑ 3: 9,8 ↙ 4: 10,0 ↑ 5: 10,3* ↑ 6: 9,9 ↗ 7: 10,0 → 8: 10,3* ← 9: 10,9* ↘ 10: 10,6* →	Tellende
		Serie: 96,0	11: 9,2 →
		Summa: 96,0	12: 10,6* ↗
			13: 9,6 ↙
			14: 10,1 ←
			15: 9,5 ←
			16: 10,8* →
			17: 10,0 →
			18: 10,5* →
			19: 10,3* ↑
			20: 10,5* ↘
		Serie: 97,0	
		Summa: 193,0	
Tellende		21: 10,5* ↘ 22: 10,2* ↘ 23: 10,4* ↗ 24: 10,5* → 25: 9,7 ← 26: 10,0 → 27: 10,7* ↘ 28: 10,1 ↑ 29: 9,8 ↗ 30: 9,3 →	Tellende
		Serie: 97,0	31: 8,8 →
		Summa: 290,0	32: 9,8 ↓
			33: 10,1 →
			34: 10,7* ↘
			35: 10,5* ↘
			36: 9,8 ↑
			37: 9,9 ↘
			38: 9,8 ←
			39: 10,2* →
			40: 9,6 ↘
		Serie: 93,0	
		Summa: 383,0	
Tellende		41: 9,1 → 42: 10,3* → 43: 9,9 ↘ 44: 10,7* → 45: 9,5 ↘ 46: 9,7 ↘ 47: 10,1 ↘ 48: 10,3* ↘ 49: 10,4* → 50: 10,8* ←	Tellende
		Serie: 96,0	51: 10,4* ↑
		Summa: 479,0	52: 9,5 ↙
			53: 10,0 ←
			54: 9,8 →
			55: 10,0 ←
			56: 10,3* ←
			57: 10,8* ↗
			58: 9,7 ↗
			59: 10,4* ↓
			60: 9,6 ←
		Serie: 96,0	
		Summa: 575,0	

Lag	Tavla		
3	15	Anna Nyhlén	

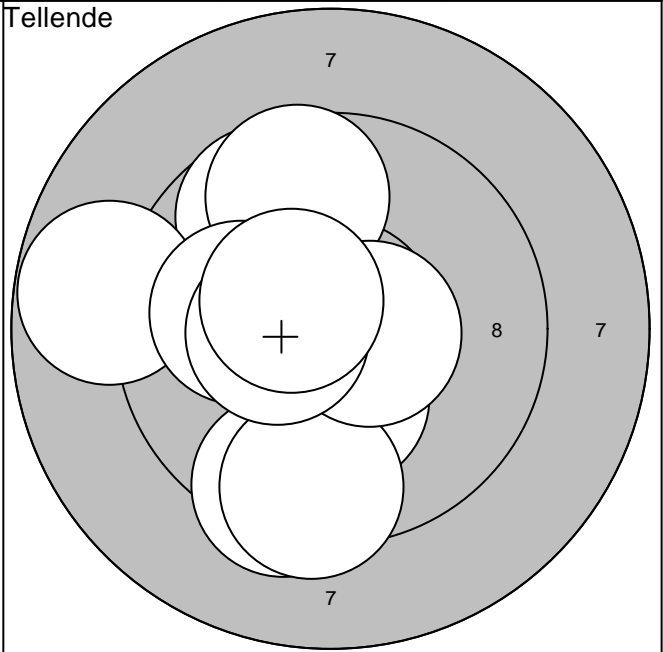
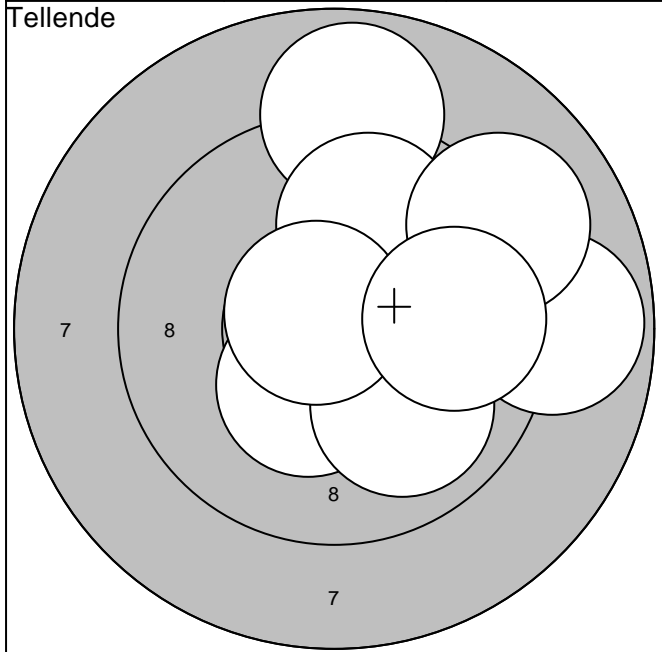
Skoga-Ekshärad			
----------------	--	--	--

09.10.2004	UME-Skottet		
------------	-------------	--	--



1:10,0 ↗	6:10,4* ↙	Serie: 95,0
2: 9,0 ↗	7:10,3* →	
3: 9,8 ←	8:10,3* ↑	Summa: 95,0
4:10,5* ↘	9:10,2* ↑	
5: 8,7 →	10: 9,7 ↘	

11:10,1 ↗	16:10,0 ↗	Serie: 94,0
12:10,4* ↑	17: 8,4 →	
13: 9,2 ←	18:10,1 →	Summa: 189,0
14:10,1 ↘	19:10,7* ↑	
15: 9,7 ↙	20: 8,6 ↙	



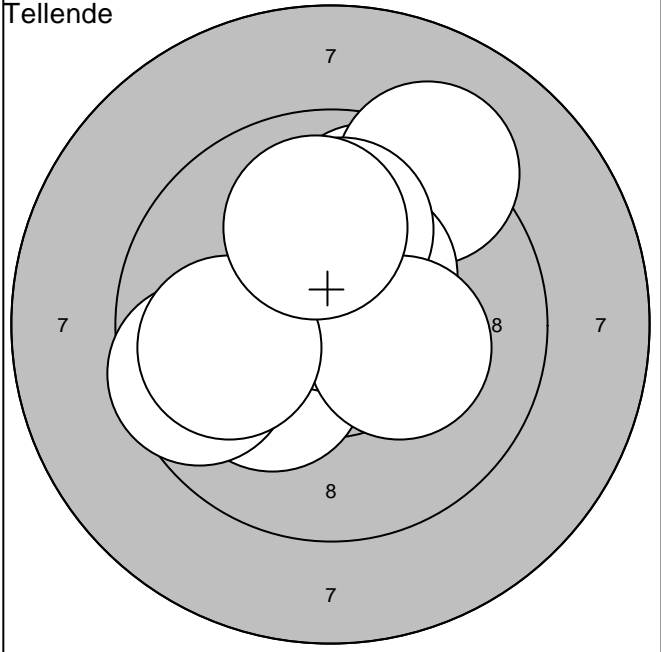
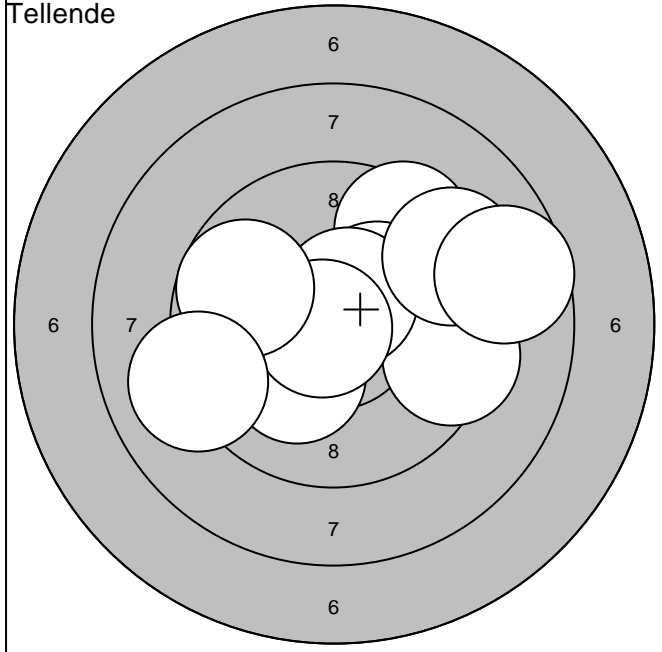
21:10,5* ↓	26: 9,9 ↘	Serie: 92,0
22:10,6* ↓	27: 9,9 ↑	
23:10,3* ↘	28: 9,1 ↗	Summa: 281,0
24: 8,9 ↑	29:10,7* ↙	
25: 8,8 →	30: 9,8 →	

31: 9,7 ↙	36: 9,4 ↓	Serie: 94,0
32:10,3* ↓	37:10,6* →	
33: 9,6 ↑	38:10,1 ←	Summa: 375,0
34: 9,4 ↓	39:10,4* ←	
35: 8,8 ←	40:10,5* ↙	

Lag	Tavla	Sara Bengtsson	
3	16		

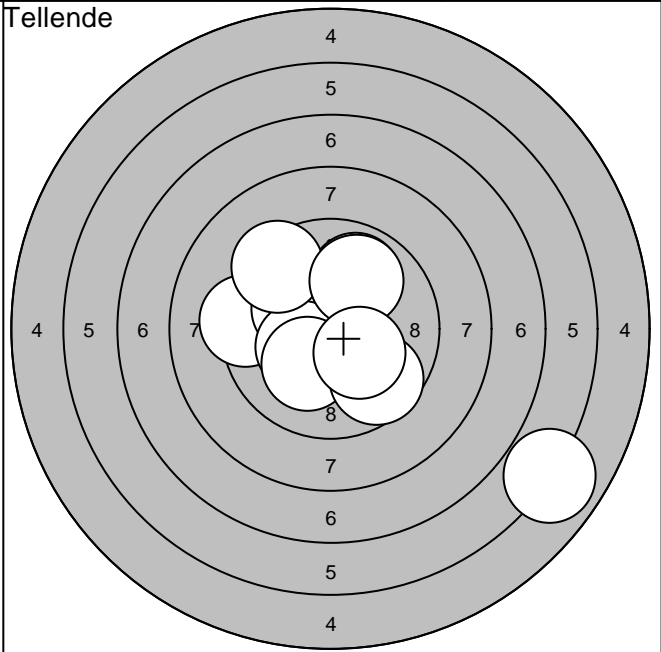
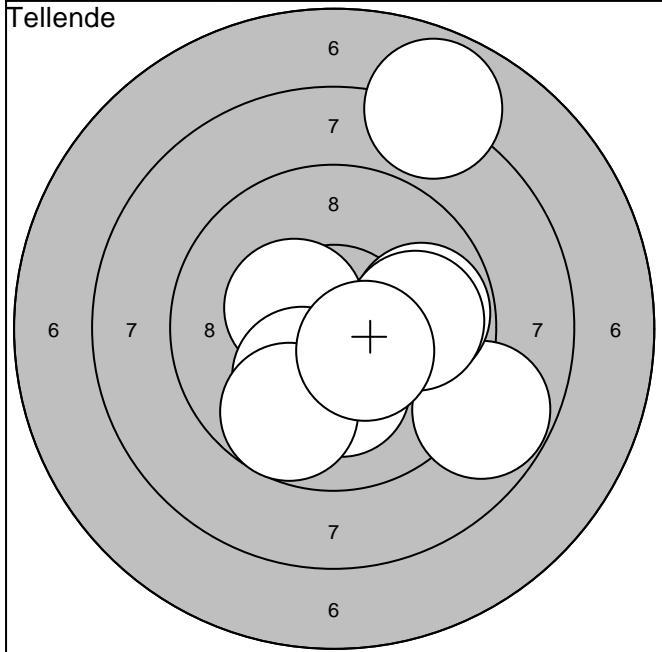
Umeå			
------	--	--	--

09.10.2004	UME-Skottet		
------------	-------------	--	--



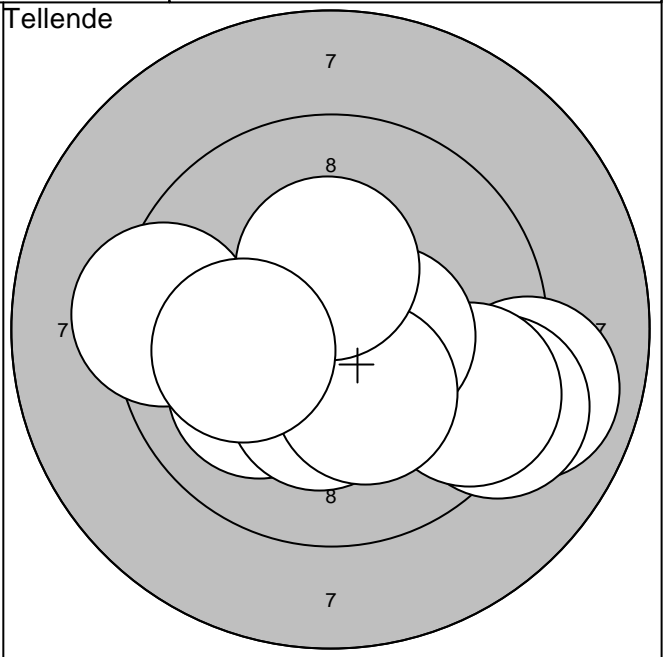
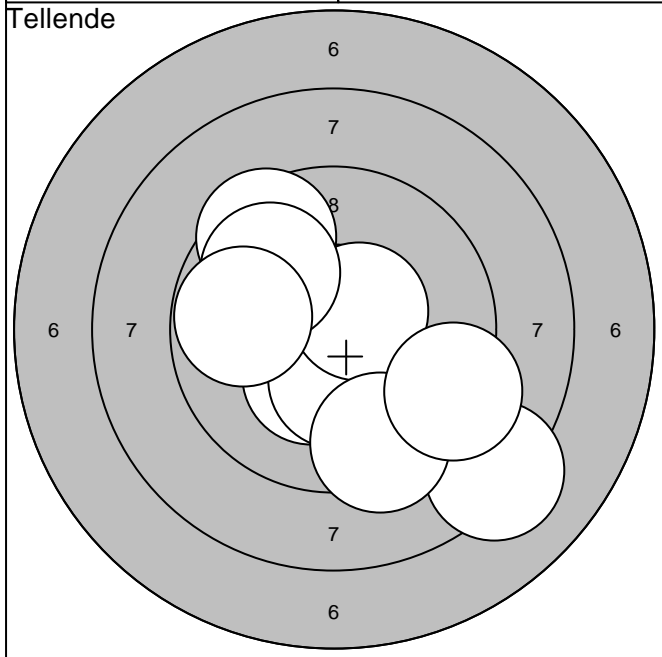
1: 9,5 ↗	6:10,8* ←	Serie: 93,0
2:10,2* ↗	7: 9,7 ←	
3: 9,4 →	8: 9,1 ←	Summa: 93,0
4:10,6* ↗	9: 9,2 ↗	
5:10,2* ↘	10: 8,7 →	

11:10,2* ↙	16: 9,6 ←	Serie: 97,0
12: 9,8 ↗	17:10,0 ↑	
13: 9,2 ↗	18:10,3* →	Summa: 190,0
14:10,4* ↗	19:10,0 ←	
15:10,7* ↑	20:10,0 ↑	



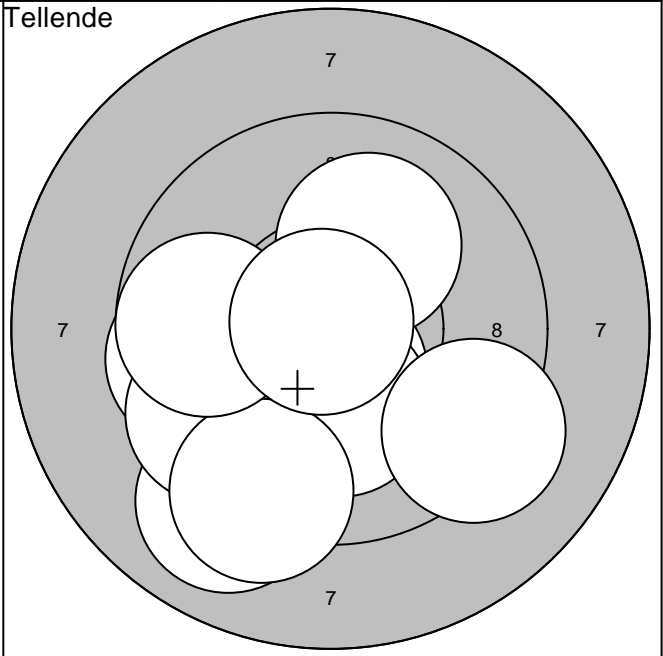
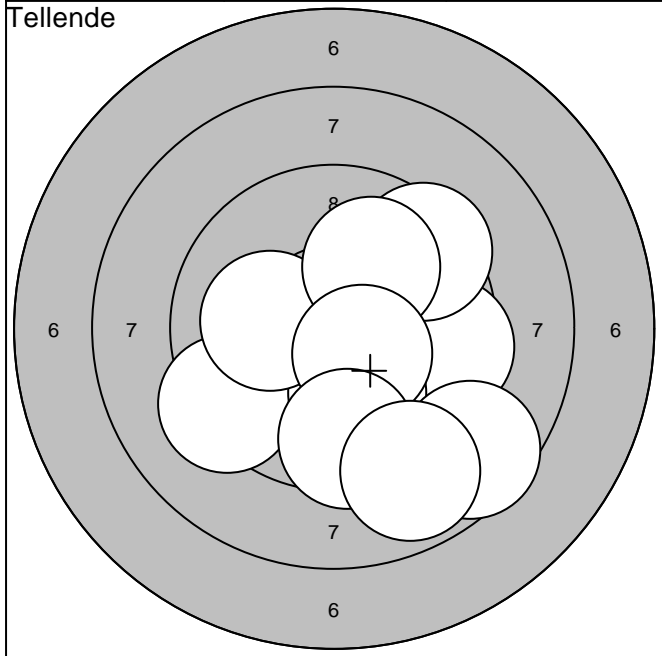
21: 8,8 →	26:10,2* ↘	Serie: 92,0
22: 7,9 ↗	27: 9,7 ↘	
23:10,4* ↘	28: 9,8 →	Summa: 282,0
24:10,2* ↘	29: 9,9 →	
25:10,4* ↙	30:10,4* ↘	

31: 9,3 ←	36: 9,4 ↗	Serie: 90,0
32: 9,9 ↗	37: 9,9 ↗	
33:10,2* ↙	38: 9,6 ↘	Summa: 372,0
34:10,3* ↙	39:10,2* ↘	
35:10,1 ↘	40: 5,9 ↘	



1:10,5* ↓	6: 9,4 ↓	Serie: 93,0
2:10,3* ↘	7: 9,5 ↗	
3:10,3* ↓	8: 9,9 ↗	Summa: 93,0
4: 8,2 ↘	9: 9,2 ↘	
5:10,6* ↗	10: 9,8 ←	

11: 9,0 →	16: 9,5 →	Serie: 96,0
12:10,1 ↙	17:10,4* →	
13: 9,2 →	18:10,2* ↓	Summa: 189,0
14:10,3* ↓	19:10,4* ↑	
15: 9,3 ←	20:10,1 ←	



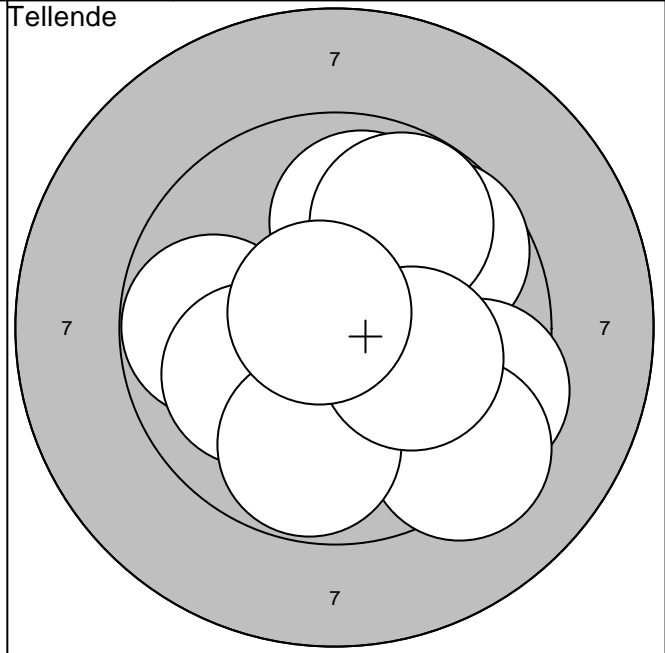
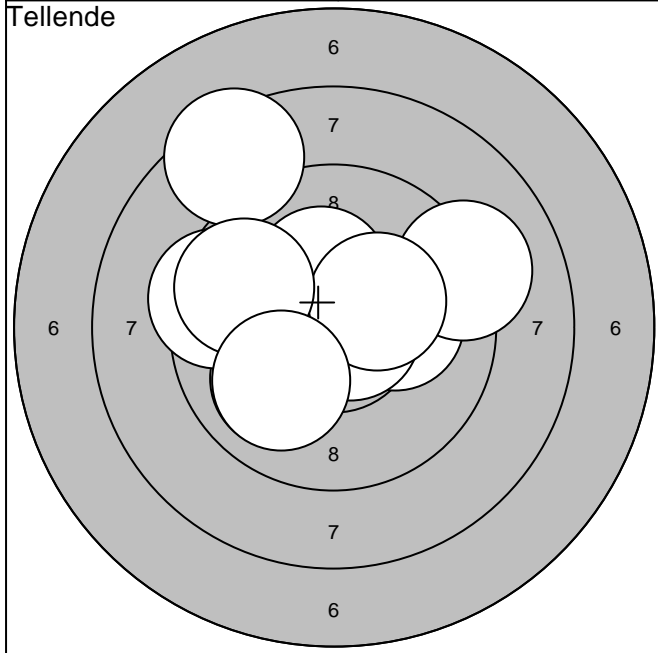
21: 9,3 ↙	26:10,0 ↗	Serie: 92,0
22: 9,5 →	27:10,5* ↘	
23: 9,4 ↗	28: 9,5 ↓	Summa: 281,0
24:10,1 ↓	29: 8,6 ↘	
25:10,1 ←	30: 8,9 ↓	

31:10,5* ↓	36: 9,6 ↙	Serie: 94,0
32: 9,0 ↙	37: 9,2 ↙	
33: 9,6 ←	38: 9,8 ←	Summa: 375,0
34:10,1 ↗	39: 9,2 ↘	
35:10,2* ↓	40:10,8* ↙	

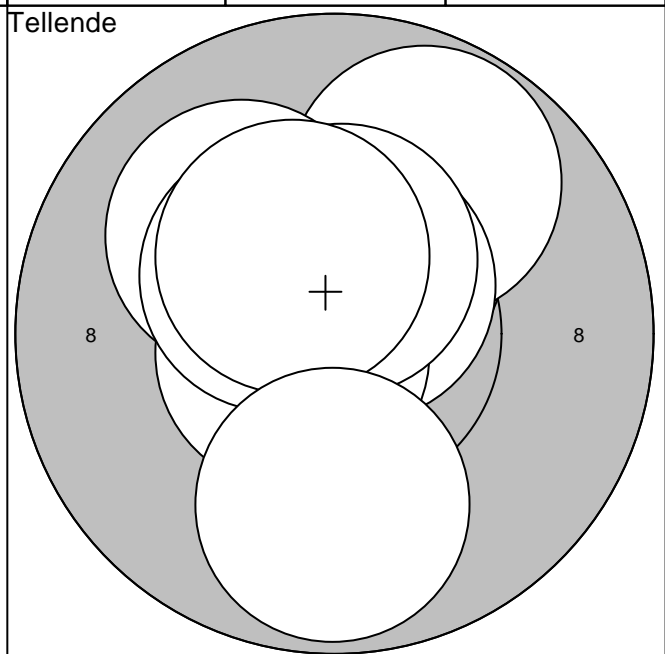
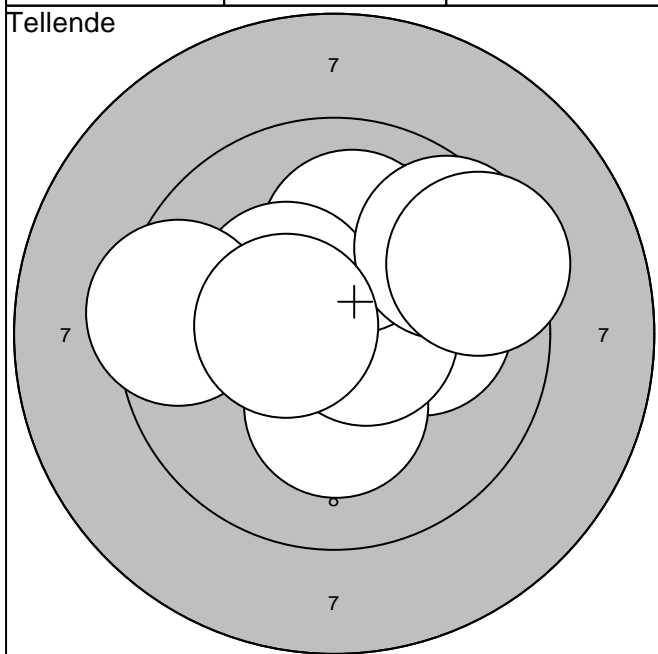
Lag	Tavla		
3	18	Ida Persson	

		Flarken	
--	--	---------	--

09.10.2004	UME-Skottet		
------------	-------------	--	--



1:10,2* →	6:10,3* ↗	Serie: 95,0	11: 9,7 ↗	16: 9,9 ↑	Serie: 93,0
2:10,7* →	7: 9,4 ←		12: 9,8 ←	17: 9,8 ↗	
3:10,0 ↙	8: 8,4 ↗	Summa: 95,0	13:10,0 ↙	18: 9,8 ↓	Summa: 188,0
4:10,3* ↑	9: 9,7 ←		14: 9,4 →	19:10,2* →	
5: 9,2 ↗	10:10,0 ↙		15: 9,3 ↘	20:10,7* ↖	

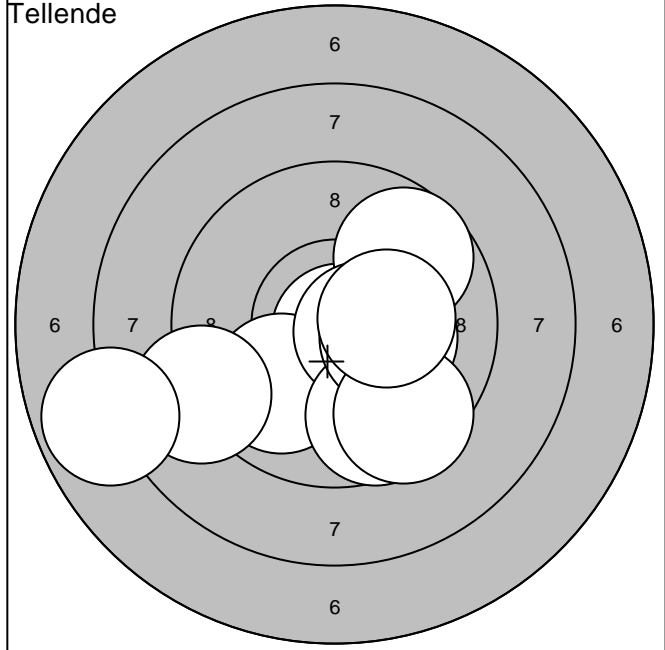
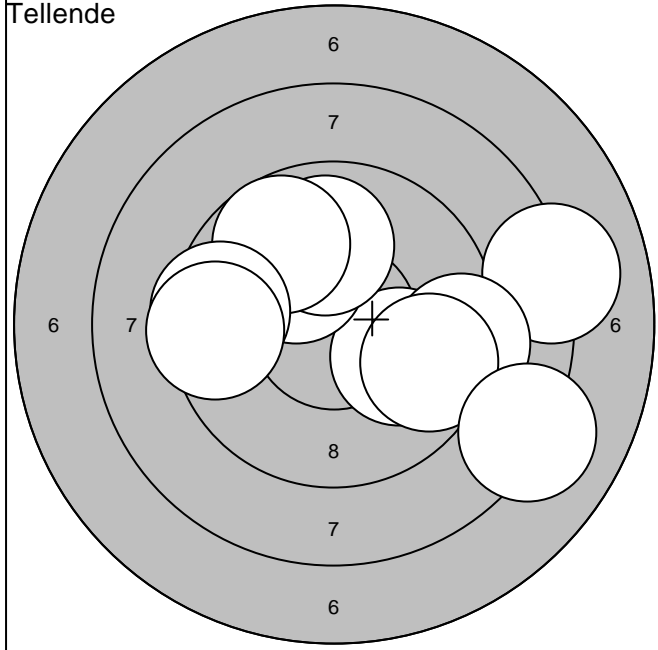


21:10,1 →	26:10,4* ↖	Serie: 97,0	31:10,4* ↗	36:10,6* ↙	Serie: 98,0
22:10,2* ↓	27: 9,4 ←		32: 9,8 ↗	37:10,4* ↖	
23:10,0 ↗	28: 9,6 ↗	Summa: 285,0	33:10,7* ↖	38:10,5* ↑	Summa: 383,0
24:10,6* →	29:10,5* ←		34:10,1 ↖	39:10,4* ↖	
25:10,1 ↑	30: 9,4 ↗		35:10,6* ↗	40: 9,8 ↓	

Lag	Tavla		
3	19	Marie Fjällström	

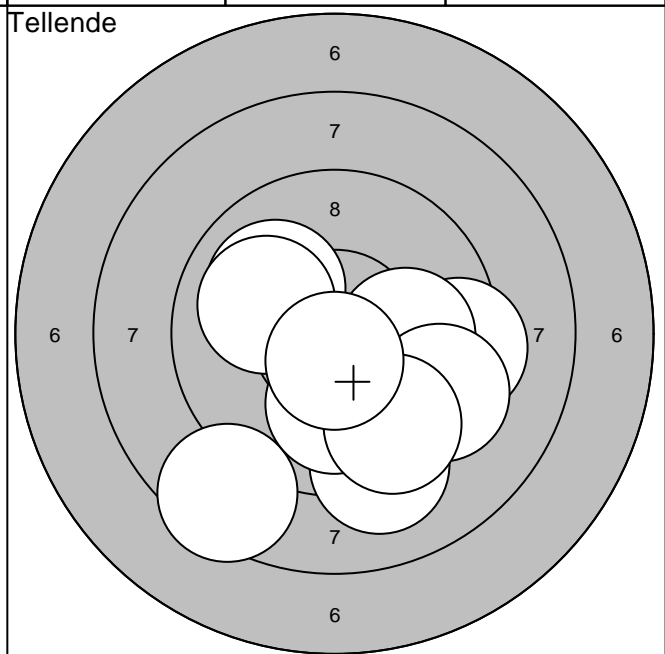
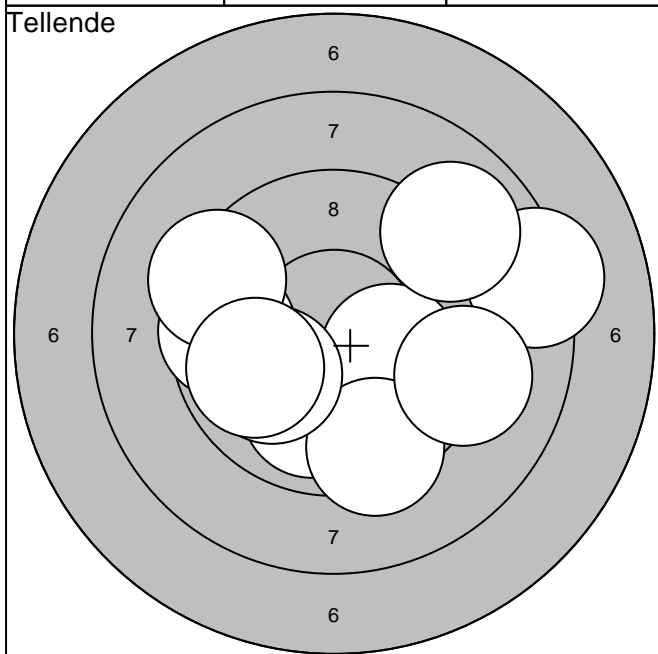
Ramselefors			
-------------	--	--	--

09.10.2004	UME-Skottet		
------------	-------------	--	--



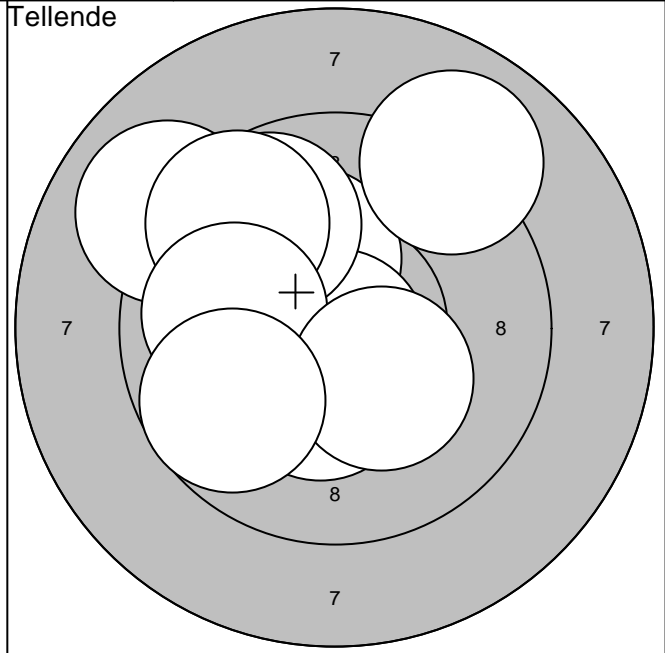
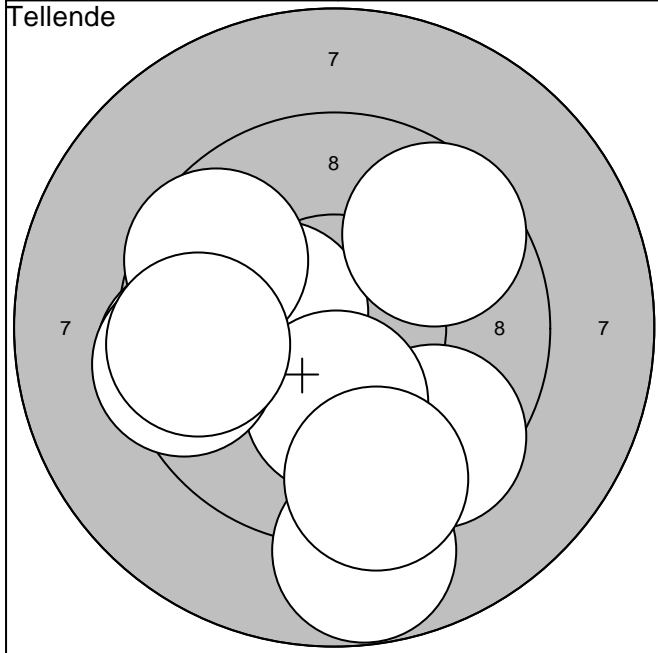
1: 8,1 →	6: 9,6 →	Serie: 90,0
2: 10,0 ↘	7: 8,1 ↘	
3: 9,3 →	8: 9,7 ↗	Summa: 90,0
4: 10,2* ↗	9: 9,5 ←	
5: 9,9 ↑	10: 9,4 ←	

11: 10,8* ↘	16: 9,7 ↘	Serie: 92,0
12: 9,9 ↙	17: 10,2* →	
13: 9,7 ↗	18: 9,5 ↘	Summa: 182,0
14: 9,0 ←	19: 10,3* →	
15: 10,6* →	20: 7,9 ←	



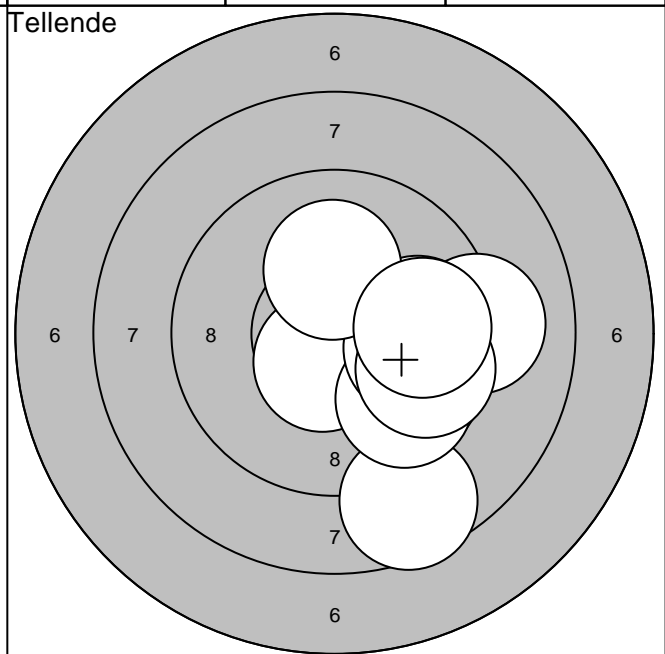
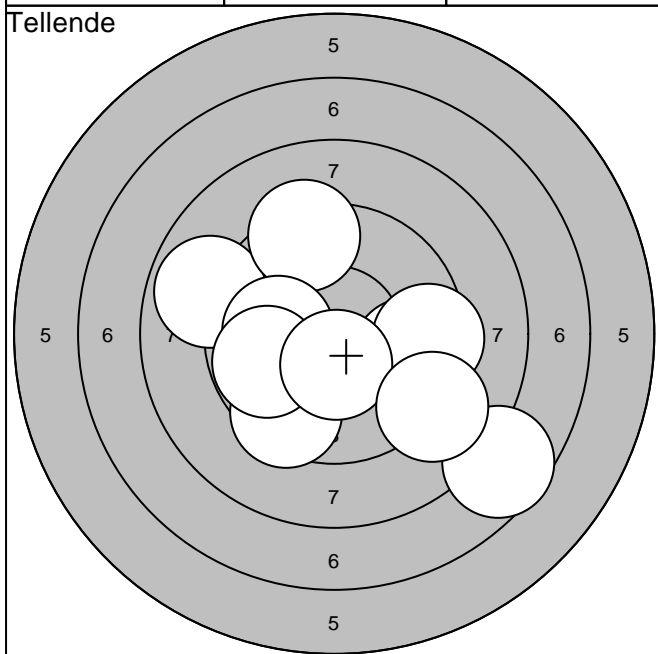
21: 8,3 →	26: 10,0 ↙	Serie: 91,0
22: 9,9 ↓	27: 9,3 ↖	
23: 9,6 ←	28: 9,2 →	Summa: 273,0
24: 10,2* →	29: 9,9 ←	
25: 9,4 ↓	30: 9,0 ↗	

31: 9,4 →	36: 8,5 ↙	Serie: 94,0
32: 9,2 ↓	37: 10,0 ↖	
33: 10,0 →	38: 10,0 ↓	Summa: 367,0
34: 9,4 ↘	39: 9,6 ↘	
35: 10,0 ↖	40: 10,6* ↓	



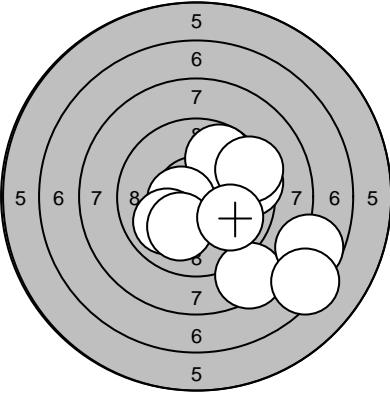
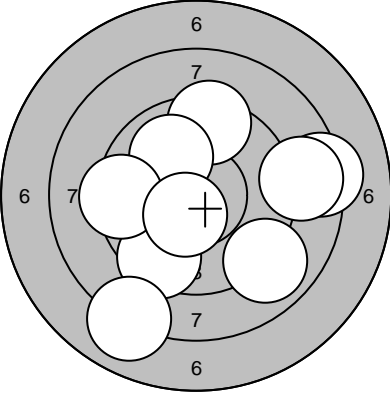
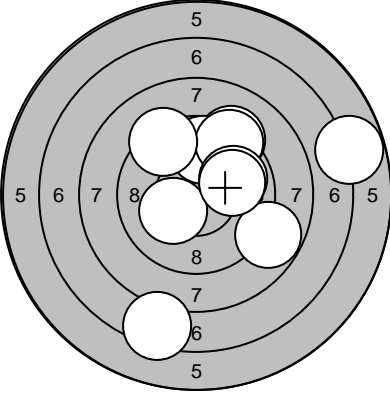
1: 9,5 ←	6: 9,5 ←	Serie: 91,0
2: 9,5 ↘	7: 9,6 ↖	
3: 10,4* ←	8: 9,6 ←	Summa: 91,0
4: 8,8 ↓	9: 9,4 ↓	
5: 10,2* ↓	10: 9,6 ↗	

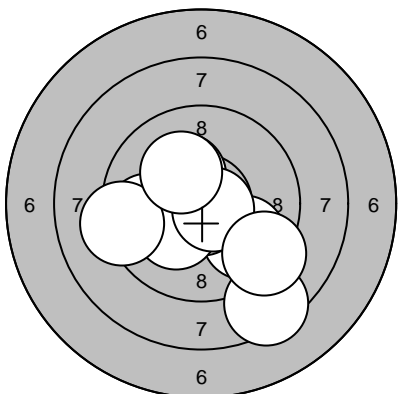
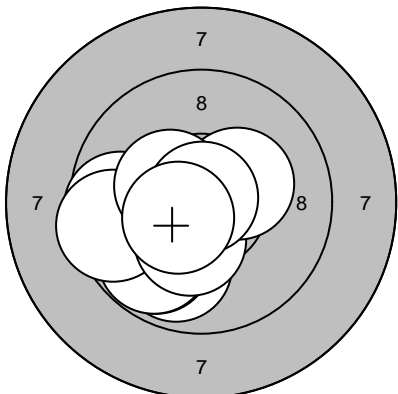
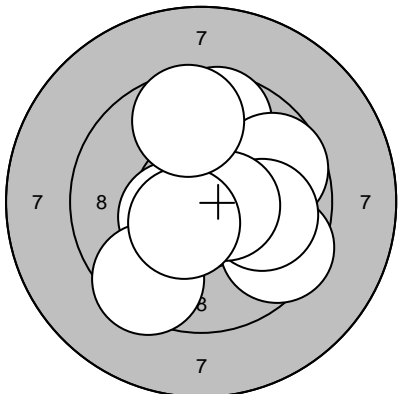
11: 10,3* ↓	16: 9,6 ↗	Serie: 95,0
12: 10,2* ↗	17: 10,0 ←	
13: 10,8* ↓	18: 9,0 ↗	Summa: 186,0
14: 9,0 ↖	19: 10,3* ↓	
15: 9,8 ↗	20: 9,7 ←	



21: 9,7 →	26: 9,5 →	Serie: 89,0
22: 8,9 ←	27: 9,8 ←	
23: 9,3 ↑	28: 10,4* ↓	Summa: 275,0
24: 10,1 ←	29: 7,6 ↓	
25: 9,5 ↓	30: 9,0 ↓	

31: 10,3* →	36: 9,9 →	Serie: 92,0
32: 10,5* ↓	37: 9,9 →	
33: 9,1 →	38: 10,1 ↑	Summa: 367,0
34: 8,6 ↓	39: 9,7 →	
35: 9,7 ↓	40: 9,8 →	

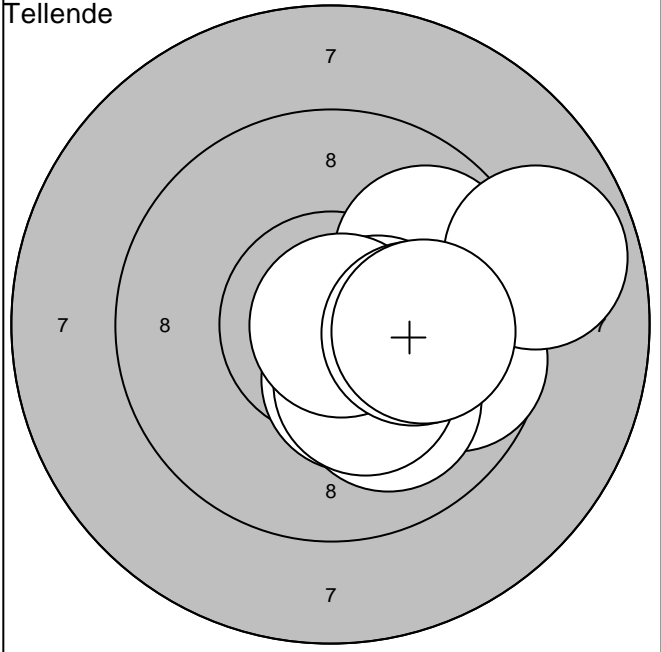
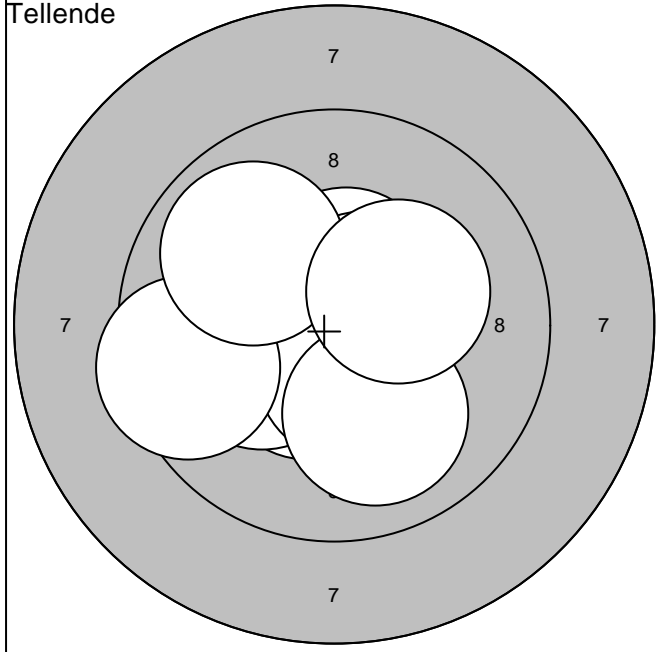
Lag	Tavla	Jennifer Sundström		
3	21	Rönnskär		
09.10.2004	UME-Skottet			
Tellende		1: 8,5 ↘ 2: 7,7 → 3: 9,5 → 4: 9,8 ↗ 5: 10,6* ← 6: 9,9 ↙ 7: 10,1 ↘ 8: 9,4 → 9: 7,3 ↘ 10: 9,9 →	Tellende	11: 10,2* ↘ 12: 10,3* → 13: 10,9* → 14: 8,0 ↘ 15: 9,5 ↘ 16: 8,7 → 17: 9,6 ↗ 18: 10,3* ← 19: 9,8 ↘ 20: 10,5* ↘
		Serie: 87,0	Serie: 93,0	
		Summa: 87,0	Summa: 180,0	
Tellende		21: 9,4 ↗ 22: 10,5* ← 23: 9,4 ↘ 24: 10,0 ↗ 25: 9,0 ↘ 26: 9,4 ← 27: 8,0 ↘ 28: 10,5* ↘ 29: 8,3 → 30: 8,7 →	Tellende	31: 10,3* → 32: 9,4 ↘ 33: 10,3* ↘ 34: 9,8 → 35: 9,0 ↗ 36: 8,9 ↗ 37: 8,4 ← 38: 8,7 ← 39: 9,8 ↗ 40: 9,9 ↗
		Serie: 90,0	Serie: 89,0	
		Summa: 270,0	Summa: 359,0	
Tellende		41: 9,3 ↗ 42: 9,8 ↗ 43: 8,8 → 44: 9,4 ↗ 45: 9,9 → 46: 10,2* ← 47: 9,3 ↗ 48: 7,4 ↘ 49: 10,0 → 50: 6,8 →	Tellende	51: 9,1 → 52: 9,4 ↗ 53: 9,9 ↘ 54: 10,7* → 55: 8,3 ↗ 56: 9,4 → 57: 7,5 ↘ 58: 8,2 ↘ 59: 10,4* → 60: 9,3 ↘
		Serie: 86,0	Serie: 88,0	
		Summa: 445,0	Summa: 533,0	

Lag	Tavla	Anneli Westermark	
3	22	Bastuträsk	
09.10.2004	UME-Skottet		
Tellende		1: 9,8 ← 2: 9,8 ↘ 3: 10,7* ↓ 4: 10,3* ↗ 5: 10,2* ↙ 6: 9,3 ← 7: 10,7* → 8: 8,5 ↓ 9: 9,3 ↓ 10: 10,2* ↗	Tellende
		Serie: 94,0	11: 9,6 ↘
		Summa: 94,0	12: 9,5 ↙
			13: 10,4* ↗
			14: 10,7* ←
			15: 10,9* ↗
			16: 10,3* ↙
			17: 10,7* ↙
			18: 10,0 ←
			19: 10,3* ↓
			20: 10,3* ↗
		Serie: 98,0	
		Summa: 192,0	
Tellende		21: 9,9 ↓ 22: 9,8 ↓ 23: 9,8 ↙ 24: 9,7 ← 25: 9,5 ← 26: 10,3* ↓ 27: 10,3* → 28: 10,4* ↖ 29: 10,9* ↑ 30: 10,5* ↙	Tellende
		Serie: 95,0	31: 10,7* ↘
		Summa: 287,0	32: 9,2 ↗
			33: 9,7 →
			34: 10,1 ←
			35: 10,3* ←
			36: 10,7* →
			37: 9,8 ↙
			38: 10,2* ↗
			39: 10,0 ↑
			40: 9,8 ↑
		Serie: 96,0	
		Summa: 383,0	
Tellende		41: 9,7 ↑ 42: 10,7* → 43: 9,5 ↘ 44: 10,5* ← 45: 9,7 → 46: 9,5 ↙ 47: 10,0 → 48: 10,6* → 49: 10,5* ↙ 50: 9,7 ↑	Tellende
		Serie: 95,0	51: 10,2* ↓
		Summa: 478,0	52: 9,4 →
			53: 10,3* ↗
			54: 10,5* ↙
			55: 9,9 ←
			56: 9,6 ↙
			57: 9,8 ↑
			58: 9,8 →
			59: 10,2* ↓
			60: 10,1 →
		Serie: 95,0	
		Summa: 573,0	

Lag	Tavla	Jessica Bergdahl	
3	24		

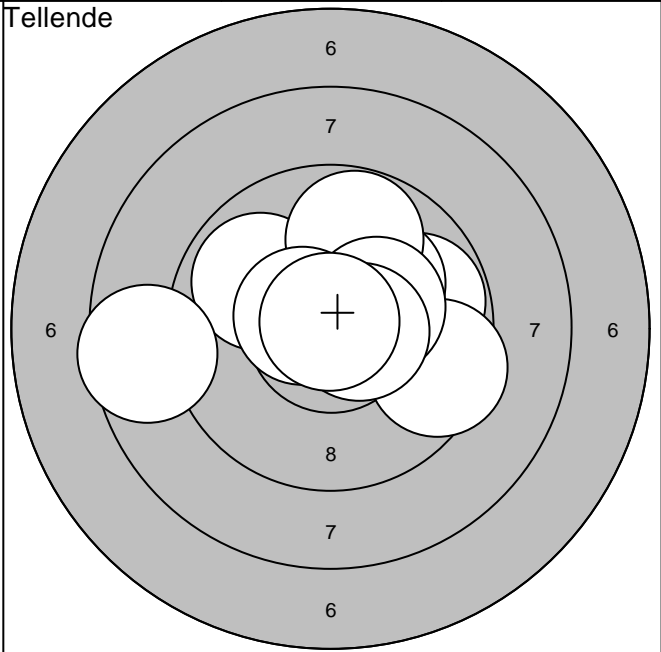
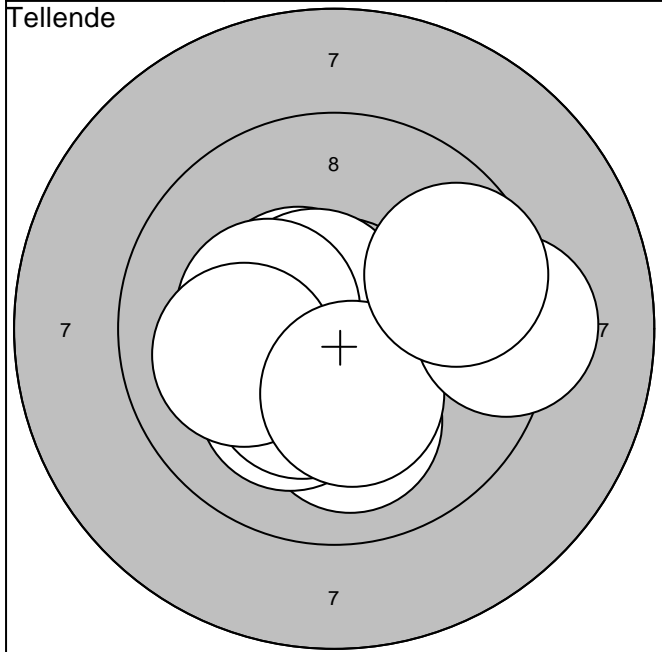
SSK Qulan			
-----------	--	--	--

09.10.2004	UME-Skottet		
------------	-------------	--	--



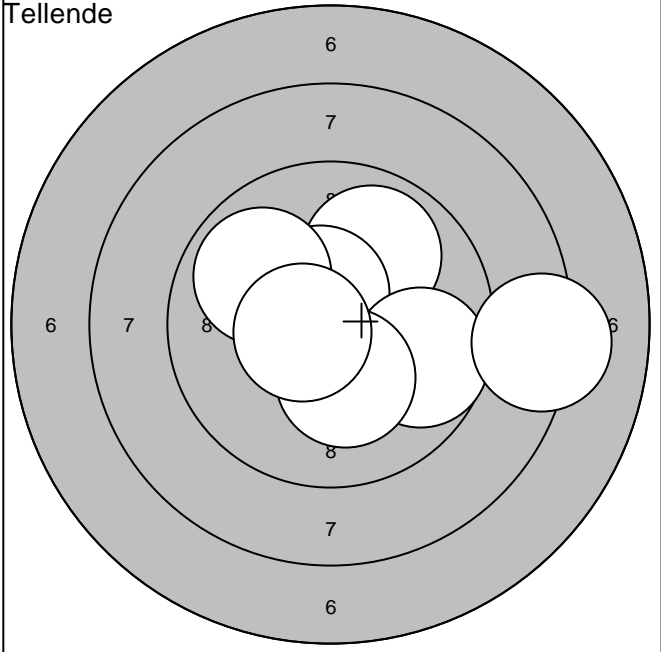
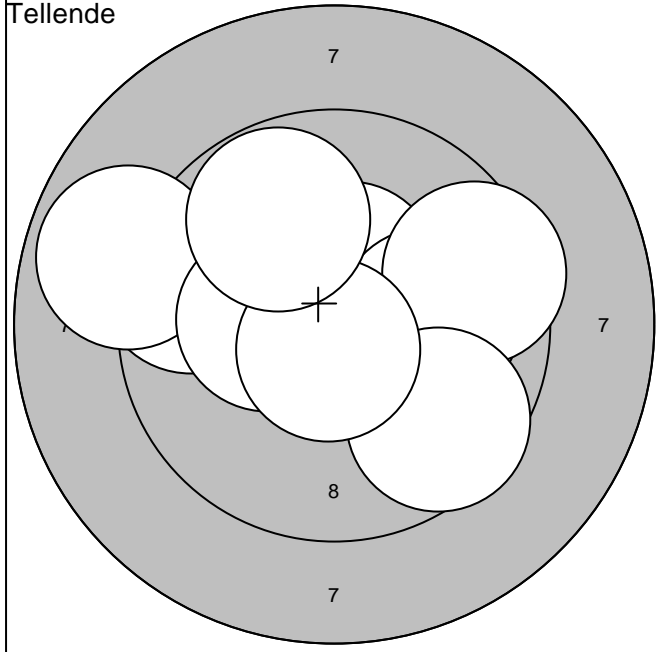
1:10,5* ↘	6:10,5* ↓	Serie: 98,0
2:10,2* ↙	7:10,0 ↓	
3:10,5* ↑	8: 9,5 ←	Summa: 98,0
4:10,5* ↗	9: 9,9 ↖	
5:10,6* ↗	10:10,3* ↗	

11:10,4* ↓	16:10,5* →	Serie: 96,0
12: 9,8 ↗	17:10,3* ↓	
13: 9,7 →	18:10,8* →	Summa: 194,0
14:10,0 ↓	19:10,2* →	
15: 8,9 →	20:10,0 →	



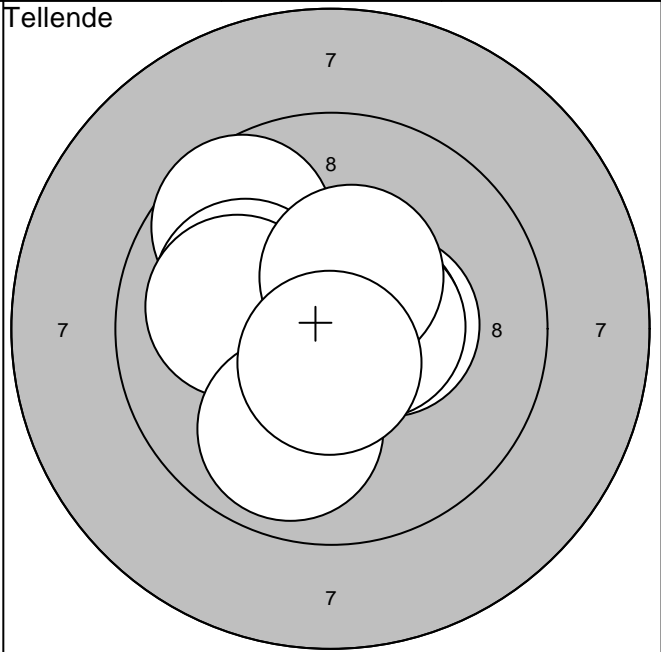
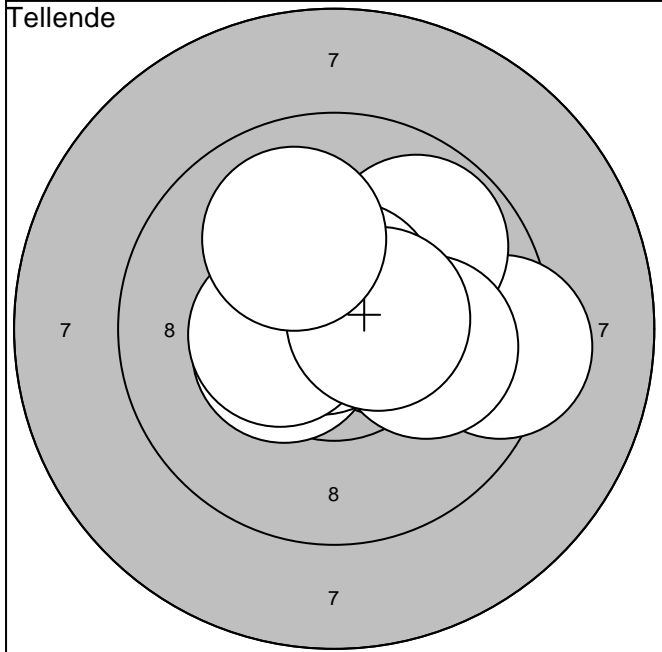
21:10,5* ↖	26:10,3* ←	Serie: 98,0
22:10,6* ↗	27:10,0 ←	
23:10,0 ↓	28:10,3* ↓	Summa: 292,0
24:10,2* ↓	29: 9,3 →	
25:10,3* ↓	30: 9,7 ↗	

31: 9,9 ↖	36: 9,8 ↑	Serie: 94,0
32: 9,8 →	37:10,6* ↖	
33: 8,6 ←	38:10,3* ↗	Summa: 386,0
34:10,1 ↗	39:10,6* →	
35: 9,5 ↘	40:10,9* ↑	



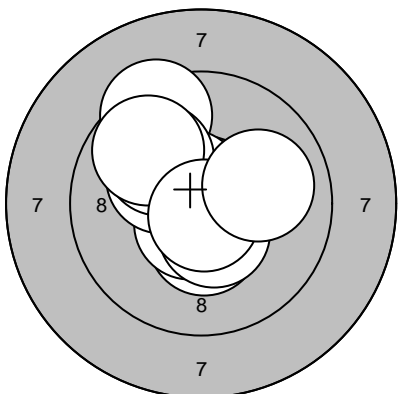
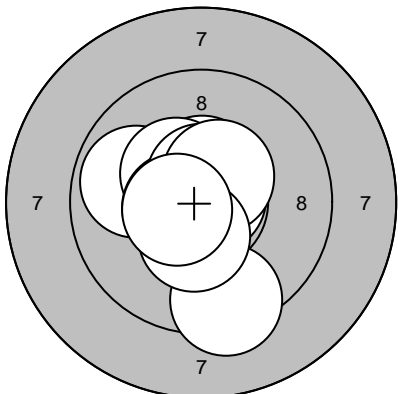
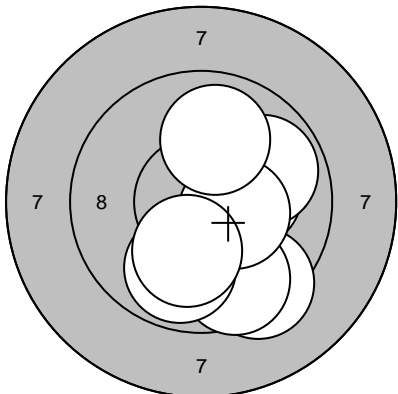
1: 9,5 ←	6: 9,5 →	Serie: 94,0
2: 8,9 ←	7:10,3* ←	
3:10,5* ←	8: 9,6 ↘	Summa: 94,0
4:10,4* ↑	9:10,7* ↓	
5:10,0 →	10: 9,8 ↗	

11:10,9* ↗	16: 9,7 →	Serie: 95,0
12:10,4* ↗	17:10,2* ↓	
13: 9,9 ↗	18: 9,9 ↖	Summa: 189,0
14:10,6* ↓	19: 8,3 →	
15:10,5* ↗	20:10,6* ←	



21:10,4* →	26:10,0 →	Serie: 98,0
22:10,4* ←	27:10,6* ↑	
23: 9,3 →	28:10,4* ←	Summa: 287,0
24: 9,8 ↗	29:10,5* →	
25:10,8* ←	30:10,0 ↗	

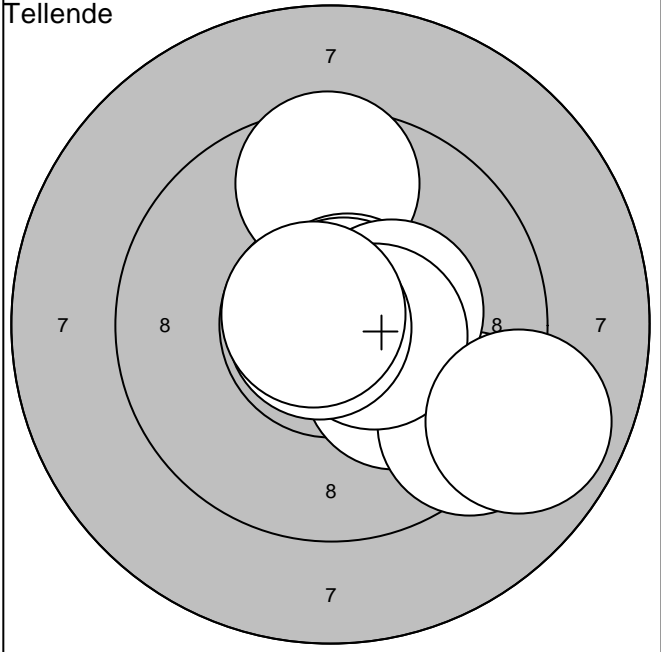
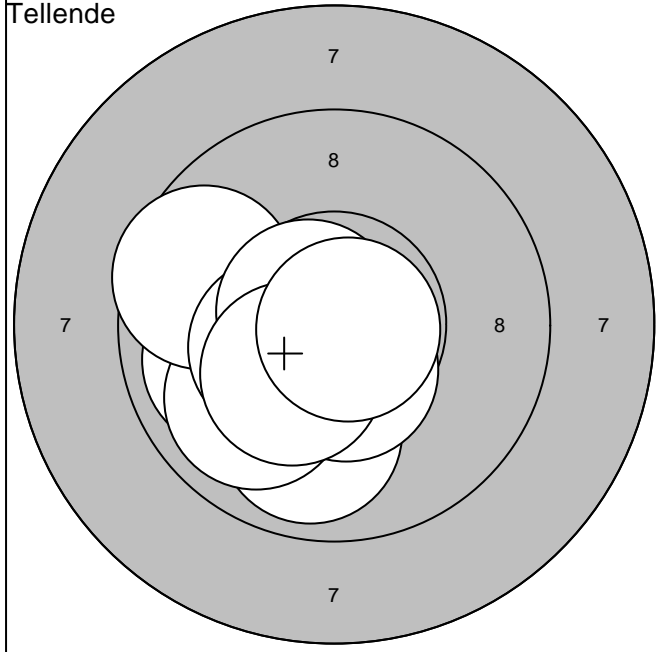
31: 9,7 ↖	36:10,5* →	Serie: 98,0
32:10,4* →	37:10,0 ←	
33:10,6* →	38: 9,9 ↓	Summa: 385,0
34:10,1 ←	39:10,4* ↑	
35:10,6* ↙	40:10,6* ↓	

Lag	Tavla	Julia Stenmark	
3	26		
		Bastuträsk	
09.10.2004	UME-Skottet		
Tellende		1: 10,4* ↓ 2: 10,6* ↓ 3: 9,4 ↗ 4: 10,6* ↗ 5: 10,2* ↗ 6: 10,0 ↗ 7: 9,8 ↗ 8: 10,5* ↓ 9: 10,8* ↓ 10: 10,0 → Serie: 98,0 Summa: 98,0	Tellende
			11: 10,1 ↙ 12: 9,9 ↗ 13: 9,0 ↓ 14: 10,8* → 15: 10,5* ↓ 16: 10,6* ↙ 17: 9,6 ↗ 18: 9,7 ↗ 19: 9,8 ↗ 20: 10,1 ↗ Serie: 95,0 Summa: 193,0
Tellende		21: 9,9 ↙ 22: 10,5* ↑ 23: 10,4* ↗ 24: 10,8* → 25: 10,6* ↙ 26: 9,4 ↓ 27: 10,6* ↑ 28: 10,5* ↗ 29: 10,4* ↓ 30: 10,5* ↙ Serie: 98,0 Summa: 291,0	Tellende
			31: 10,0 ↙ 32: 10,6* ↗ 33: 10,6* ↗ 34: 10,1 ↗ 35: 10,7* ↗ 36: 10,5* → 37: 10,0 ↓ 38: 9,5 ↑ 39: 9,9 ↑ 40: 9,8 ↗ Serie: 97,0 Summa: 388,0
Tellende		41: 10,1 ↓ 42: 9,4 ↓ 43: 10,1 → 44: 9,6 ↓ 45: 10,2* → 46: 9,9 ↗ 47: 9,8 ↓ 48: 10,4* → 49: 10,0 ↑ 50: 10,1 ↓ Serie: 96,0 Summa: 484,0	Tellende
			51: 10,1 ↓ 52: 10,8* ↑ 53: 10,3* ↓ 54: 10,1 ↓ 55: 9,4 ↓ 56: 10,6* ↙ 57: 10,4* ↙ 58: 9,9 ↓ 59: 10,3* ↙ 60: 10,6* ↗ Serie: 98,0 Summa: 582,0

Lag	Tavla	Sara Remnerth	
3	27		

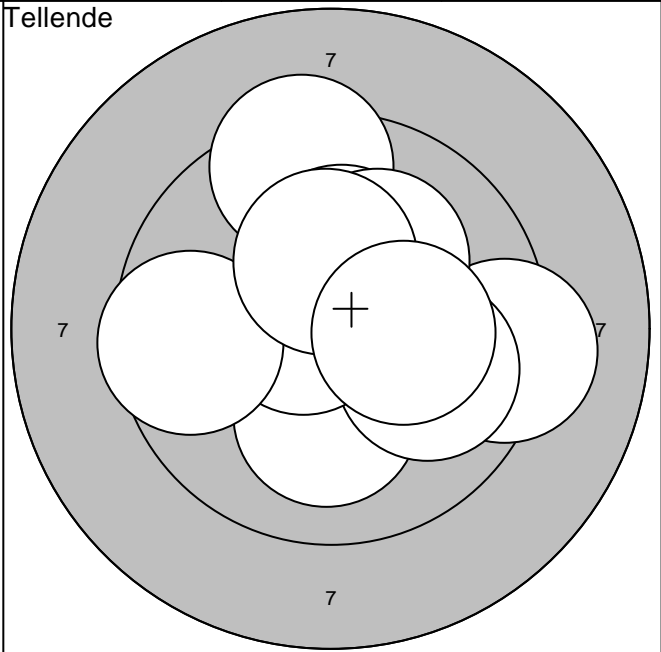
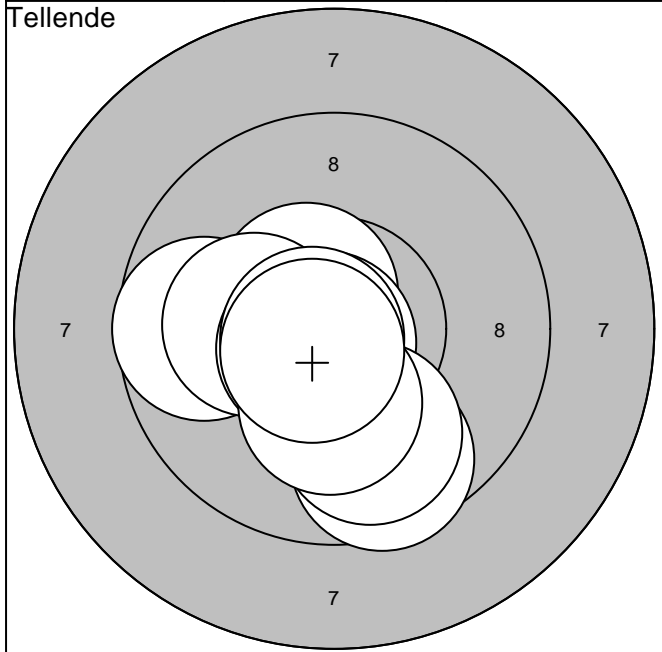
Nyköping SKG			
--------------	--	--	--

09.10.2004	UME-Skottet		
------------	-------------	--	--



1: 9,9 ↓	6: 9,6 ↙	Serie: 96,0
2:10,2* ←	7:10,4* ←	
3: 9,9 ←	8:10,7* ↙	Summa: 96,0
4:10,5* ↓	9:10,3* ↘	
5: 9,9 ↘	10:10,8* →	

11: 9,6 ↑	16:10,4* →	Serie: 96,0
12:10,1 ↘	17:10,5* →	
13: 9,3 ↘	18: 8,9 ↘	Summa: 192,0
14:10,7* ↗	19:10,8* ←	
15:10,8* ↗	20:10,8* ↙	



21:10,5* ↗	26:10,2* ←	Serie: 97,0
22:10,8* ↘	27:10,6* ↘	
23: 9,7 ←	28:10,7* ←	Summa: 289,0
24: 9,6 ↓	29:10,2* ↓	
25: 9,9 ↓	30:10,6* ↘	

31:10,1 ↓	36: 9,6 ←	Serie: 96,0
32: 9,3 →	37:10,3* ↑	
33: 9,9 →	38:10,2* ↗	Summa: 385,0
34:10,7* ←	39:10,3* ↑	
35: 9,4 ↑	40:10,3* →	