

FINAL RESULTS


50m RIFLE 3 POSITIONS MEN

FINAL

FRI 26 AUG 2016, START TIME 13:50

Records

NRJ 446,2 - Aleksii Leppä, FIN - Copenhagen 2014-08-24

Rk	FP	Bib No	Name	Nat	Position	Series				Sub Total	Total	Remarks
						1	2	3	4			
1	10	285	WASSMAN Ludwig	SWE	Kneeling	48.2	52.1	51.1	50.7	151.4	446.9-19x	
					Prone	50.3	51.0	45.9	51.3	152.0		
					Standing	9.6	10.3	10.5	7.6	143.5		
2	13	227	T. KARLSEN Benjamin	NOR	Kneeling	50.3	48.9	49.5	50.8	148.7	446.5-13x	
					Prone	49.7	51.4	49.3	48.8	151.9		
					Standing	10.7	9.2	9.8	9.7	145.9		
3	14	226	LARSEN Henrik	NOR	Kneeling	49.6	48.9	50.3	52.7	148.8	437.4-15x	
					Prone	49.6	50.9	47.9	47.8	153.2		
					Standing	9.7	9.0	10.1	10.9	135.4		
4	7	164	FRIMAN Christian	FIN	Kneeling	50.7	50.1	49.5	50.1	150.3	425.0-16x	
					Prone	51.7	51.2	48.4	47.6	153.0		
					Standing	7.0	10.4	8.3		121.7		
5	9	125	HANSEN Mikkel	DEN	Kneeling	49.7	49.1	49.6	50.9	148.4	415.1-11x	
					Prone	51.5	49.1	47.1	49.3	151.5		
					Standing	9.7	9.1			115.2		
6	12	278	WALLBERG Daniel	SWE	Kneeling	48.6	49.9	51.0	49.9	149.5	403.3-7x	
					Prone	47.9	48.5	48.7	49.5	146.3		
					Standing	9.3				107.5		
7	11	166	LÅNGSTRÖM Sebastian	FIN	Kneeling	46.2	51.7	50.4	48.6	148.3	390.2-7x	
					Prone	47.2	49.4	49.1	47.6	145.2		
					Standing					96.7		
8	8	286	JOGMARK Mattias	SWE	Kneeling	48.0	49.8	47.8	52.0	145.6	388.7-13x	
					Prone	50.1	49.8	46.2	45.0	151.9		
					Standing					91.2		

Summary

Number of athletes on this list: 8; Total number of athletes: 8; Targets available: 17

Legend

NRJ	Nordic Record Junior	Rk	Rank	FP	Firing Point
Bib No	Bib Number	Nat	Nation		

FINAL RESULTS

50m RIFLE 3 POSITIONS MEN

QUALIFICATION

FRI 26 AUG 2016, START TIME 08:15

Records

NRJ 1157 - Niels Overgaard, DEN - Copenhagen, 2014-08-24

Rk	FP	Bib No	Name	Nat	Position	Series				Sub Total	Total	Remarks
						1	2	3	4			
1	13	226	LARSEN Henrik	NOR	Kneeling	96	98	98	97	389		
					Prone	98	99	99	99	395		
					Standing	95	95	96	96	382		
2	10	227	T. KARLSEN Benjamin	NOR	Kneeling	95	100	95	99	389		
					Prone	99	98	98	98	393		
					Standing	95	93	96	97	381		
3	9	166	LÅNGSTRÖM Sebastian	FIN	Kneeling	99	96	99	95	389		
					Prone	99	98	96	96	389		
					Standing	92	95	93	93	373		
4	17	278	WALLBERG Daniel	SWE	Kneeling	96	98	94	96	384		
					Prone	98	98	96	99	391		
					Standing	91	92	96	95	374		
5	12	164	FRIMAN Christian	FIN	Kneeling	96	98	96	97	387		
					Prone	97	99	99	96	391		
					Standing	94	91	94	91	370		
6	5	285	WÄSSMAN Ludwig	SWE	Kneeling	96	96	99	96	387		
					Prone	98	97	98	99	392		
					Standing	95	93	95	85	368		
7	15	286	JOGMARK Mattias	SWE	Kneeling	95	94	96	97	382		
					Prone	97	97	97	99	390		
					Standing	91	92	93	93	369		
8	4	125	HANSEN Mikkel	DEN	Kneeling	98	100	92	96	386		
					Prone	91	97	96	99	383		
					Standing	92	94	97	89	372		
9	3	165	KIURU Matuas	FIN	Kneeling	94	95	96	96	381		
					Prone	98	96	98	98	390		
					Standing	90	96	88	92	366		
10	6	232	NORDHAGEN Vegard	NOR	Kneeling	96	96	96	94	382		
					Prone	98	95	98	98	389		
					Standing	90	92	85	92	359		
11	8	138	CHRISTENSEN Anders	DEN	Kneeling	97	96	96	96	385		
					Prone	94	98	95	98	385		
					Standing	90	90	92	86	358		
12	7	184	LAY Richard	GBR	Kneeling	95	92	87	93	367		
					Prone	94	96	96	95	381		
					Standing	96	92	96	91	375		
13	16	183	HILL Jacob	GBR	Kneeling	92	93	95	91	371		
					Prone	95	95	97	97	384		
					Standing	92	93	90	92	367		

Rk	FP	Bib No	Name	Nat	Position	Series				Sub Total	Total	Remarks
						1	2	3	4			
14	14	185	SMITH Brogan	GBR	Kneeling	92	99	93	93	377	1116-33x	
					Prone	97	98	97	93	385		
					Standing	90	87	87	90	354		
15	11	126	KRISTENSEN Nickolai	DEN	Kneeling	93	89	91	92	365	1111-24x	
					Prone	99	99	96	96	390		
					Standing	90	87	91	88	356		

Summary

Number of athletes on this list: 15; Total number of athletes: 15; Targets available: 17

Legend

NRJ	Nordic Record Junior	Rk	Rank	FP	Firing Point
Bib No	Bib Number	Nat	Nation		

FINAL RESULTS

50m RIFLE 3 POSITIONS MEN

TEAM


FRI 26 AUG 2016, START TIME 08:15

Records

NRJ 1157 - Niels Overgaard, DEN - Copenhagen, 2014-08-24

Team Records

Team NRJ 3452 - FIN - Kouvola, 2000-07-08

Rk	Bib No	Name	Position	Series				Sub Total	Total	Remarks
				1	2	3	4			
1	NOR -			287	294	289	290	1160	3459-136x 	
				295	292	295	295	1177		
				280	280	277	285	1122		
		226 LARSEN Henrik	Kneeling	96	98	98	97	389		
			Prone	98	99	99	99	395		
			Standing	95	95	96	96	382		
		227 T. KARLSEN Benjamin	Kneeling	95	100	95	99	389		
			Prone	99	98	98	98	393		
			Standing	95	93	96	97	381		
		232 NORDHAGEN Vegard	Kneeling	96	96	96	94	382		
			Prone	98	95	98	98	389		
			Standing	90	92	85	92	359		
2	SWE -			287	288	289	289	1153	3437-140x	
				293	292	291	297	1173		
				277	277	284	273	1111		
		278 WALLBERG Daniel	Kneeling	96	98	94	96	384		
			Prone	98	98	96	99	391		
			Standing	91	92	96	95	374		
		285 WÄSSMAN Ludwig	Kneeling	96	96	99	96	387		
			Prone	98	97	98	99	392		
			Standing	95	93	95	85	368		
		286 JOGMARK Mattias	Kneeling	95	94	96	97	382		
			Prone	97	97	97	99	390		
			Standing	91	92	93	93	369		
3	FIN -			289	289	291	288	1157	3436-136x	
				294	293	293	290	1170		
				276	282	275	276	1109		
		166 LÅNGSTRÖM Sebastian	Kneeling	99	96	99	95	389		
			Prone	99	98	96	96	389		
			Standing	92	95	93	93	373		
		164 FRIMAN Christian	Kneeling	96	98	96	97	387		
			Prone	97	99	99	96	391		
			Standing	94	91	94	91	370		
		165 KIURU Matuas	Kneeling	94	95	96	96	381		
			Prone	98	96	98	98	390		
			Standing	90	96	88	92	366		

Rk	Bib No	Name	Position	Series				Sub Total	Total	Remarks
				1	2	3	4			
4	DEN -			288	285	279	284	1136		
				284	294	287	293	1158		
				272	271	280	263	1086	3380-95x	
	125 HANSEN Mikkel	Kneeling	98	100	92	96	386			
		Prone	91	97	96	99	383			
		Standing	92	94	97	89	372	1141-35x		
	138 CHRISTENSEN Anders	Kneeling	97	96	96	96	385			
		Prone	94	98	95	98	385			
		Standing	90	90	92	86	358	1128-36x		
	126 KRISTENSEN Nickolai	Kneeling	93	89	91	92	365			
	Prone	99	99	96	96	390				
	Standing	90	87	91	88	356	1111-24x			
5	GBR -			279	284	275	277	1115		
				286	289	290	285	1150		
				278	272	273	273	1096	3361-94x	
	184 LAY Richard	Kneeling	95	92	87	93	367			
		Prone	94	96	96	95	381			
		Standing	96	92	96	91	375	1123-31x		
	183 HILL Jacob	Kneeling	92	93	95	91	371			
		Prone	95	95	97	97	384			
		Standing	92	93	90	92	367	1122-30x		
	185 SMITH Brogan	Kneeling	92	99	93	93	377			
	Prone	97	98	97	93	385				
	Standing	90	87	87	90	354	1116-33x			

Legend
NRJ Nordic Record Junior
Bib No Bib Number

Team NRJ Team Nordic Record Junior

Rk Rank

FINAL RESULTS


50m RIFLE 3 POSITIONS WOMEN JUNIOR

FINALS

FRI 26 AUG 2016, START TIME 15:20

Records

NRJ 446.9 - Jenny T. Watne, NOR - Copenhagen 2014-08-24

Rk	Bib No	Name	Nat	Kneeling	Prone	Standing - Elimination					Total	Remarks
1	229	NESHEIM Regine	NOR	152.1 49.9 50.3 51.9	303.1 50.1 51.8 49.1	400.0 49.1 10.2	410.2 10.1	420.3 9.5	429.8 8.7	438.5 10.0	448.5	
2	231	STENE Jenny	NOR	152.9 50.9 51.0 51.0	302.6 49.9 49.9 49.9	400.9 49.4 48.9	409.0 8.1 9.9	418.9 10.1	429.0 9.1	438.1 9.8	447.9	
3	168	HYRKÄS Emmi	FIN	152.3 51.5 51.4 49.4	305.5 50.8 51.5 50.9	402.7 48.9 48.3	412.5 9.8 5.8	418.3 8.9	427.2 7.5	434.7	434.7	
4	230	T. VATNE Jenny	NOR	151.6 50.5 51.7 49.4	303.8 50.8 51.2 50.2	398.0 48.6 45.6	408.1 10.1 8.5	416.6 10.1	426.7		426.7	
5	139	NIELSEN Henriette	DEN	150.6 51.0 49.7 49.9	304.6 51.5 51.1 51.4	396.8 45.9 46.3	406.8 10.0 7.1	413.9			413.9	
6	167	PALO Marianne	FIN	149.5 49.5 50.5 49.5	301.5 51.7 49.5 50.8	396.1 48.3 46.3	405.3 9.2				405.3	
7	106	NIELSEN Anna	DEN	146.8 49.4 46.5 50.9	297.6 50.3 50.9 49.6	394.4 49.5 47.3					394.4	
8	169	PELTONEN Saana	FIN	147.8 49.4 49.6 48.8	296.5 47.1 50.5 51.1	392.5 46.8 49.2					392.5	

Rk	Bib No	Name	Nat	Kneeling	Prone	Standing - Elimination	Total	Remarks
----	--------	------	-----	----------	-------	------------------------	-------	---------

Legend
NRJ Nordic Record Junior
Nat Nation

Rk

Rank

Bib No

Bib Number

FINAL RESULTS

50m RIFLE 3 POSITIONS WOMEN JUNIOR

QUALIFICATION

FRI 26 AUG 2016, START TIME 11:30

Records

NRJ 581 - Tiia Törmälä, FIN - Göteborg 2008-08-21

Rk	FP	Bib No	Name	Nat	Position	Series		Sub Total	Total	Remarks
						1	2			
1	10	139	NIELSEN Henriette	DEN	Kneeling	94	97	191		
					Prone	96	98	194		
					Standing	94	96	190		
2	4	231	STENE Jenny	NOR	Kneeling	95	98	193		
					Prone	98	98	196		
					Standing	93	93	186		
3	16	168	HYRKÄS Emmi	FIN	Kneeling	96	97	193		
					Prone	96	99	195		
					Standing	92	92	184		
4	8	167	PALO Marianne	FIN	Kneeling	93	95	188		
					Prone	97	97	194		
					Standing	96	91	187		
5	12	169	PELTONEN Saana	FIN	Kneeling	95	99	194		
					Prone	99	97	196		
					Standing	88	90	178		
6	7	230	T. VATNE Jenny	NOR	Kneeling	92	96	188		
					Prone	96	97	193		
					Standing	91	94	185		
7	13	229	NESHEIM Regine	NOR	Kneeling	95	95	190		
					Prone	93	97	190		
					Standing	88	96	184		
8	17	106	NIELSEN Anna	DEN	Kneeling	91	90	181		
					Prone	97	96	193		
					Standing	93	96	189		
9	11	282	ANDERSSON Ida	SWE	Kneeling	96	95	191		
					Prone	92	97	189		
					Standing	90	93	183		
10	14	140	CHRISTENSEN Kristine	DEN	Kneeling	95	94	189		
					Prone	100	99	199		
					Standing	85	87	172		
11	9	281	NILSSON Louise	SWE	Kneeling	91	88	179		
					Prone	97	96	193		
					Standing	92	93	185		
12	3	189	TOMS Jemma	GBR	Kneeling	89	90	179		
					Prone	95	96	191		
					Standing	92	93	185		
13	6	283	SVEDBERG Agnes	SWE	Kneeling	92	91	183		
					Prone	97	96	193		
					Standing	89	90	179		

Rk	FP	Bib No	Name	Nat	Position	Series		Sub Total	Total	Remarks
						1	2			
14	15	191	BALE Emily	GBR	Kneeling	88	87	175		
					Prone	90	90	180		
					Standing	92	91	183	538-12x	
	5	188	MCINTOSH Seonaid	GBR	Kneeling					DNS
					Prone					
					Standing					

Summary

Number of athletes on this list: 15; Total number of athletes: 15; Targets available: 17

Legend

NRJ	Nordic Record Junior	Rk	Rank	FP	Firing Point
Bib No	Bib Number	Nat	Nation	DNS	Did not Start

FINAL RESULTS

50m RIFLE 3 POSITIONS WOMEN JUNIOR

TEAM

FRI 26 AUG 2016, START TIME 11:30

Records

NRJ 581 - Tiia Törmälä, FIN - Göteborg 2008-08-21

Team Records

Team WR

Rk	Bib No	Name	Position	Series		Sub Total	Total	Remarks
				1	2			
1	FIN -			284	291	575		
				292	293	585		
				276	273	549	1709-53x	
	168	HYRKÄS Emmi	Kneeling	96	97	193		
			Prone	96	99	195		
			Standing	92	92	184	572-19x	
	167	PALO Marianne	Kneeling	93	95	188		
			Prone	97	97	194		
			Standing	96	91	187	569-18x	
	169	PELTONEN Saana	Kneeling	95	99	194		
		Prone	99	97	196			
		Standing	88	90	178	568-16x		
2	NOR -			282	289	571		
				287	292	579		
				272	283	555	1705-53x	
	231	STENE Jenny	Kneeling	95	98	193		
			Prone	98	98	196		
			Standing	93	93	186	575-19x	
	230	T. VATNE Jenny	Kneeling	92	96	188		
			Prone	96	97	193		
			Standing	91	94	185	566-14x	
	229	NESHEIM Regine	Kneeling	95	95	190		
		Prone	93	97	190			
		Standing	88	96	184	564-20x		
3	DEN -			280	281	561		
				293	293	586		
				272	279	551	1698-63x	
	139	NIELSEN Henriette	Kneeling	94	97	191		
			Prone	96	98	194		
			Standing	94	96	190	575-25x	
	106	NIELSEN Anna	Kneeling	91	90	181		
			Prone	97	96	193		
			Standing	93	96	189	563-15x	
	140	CHRISTENSEN Kristine	Kneeling	95	94	189		
		Prone	100	99	199			
		Standing	85	87	172	560-23x		

Rk	Bib No	Name	Position	Series		Sub Total	Total	Remarks
				1	2			
4	SWE -			279	274	553		
				286	289	575		
				271	276	547	1675-36x	
		282 ANDERSSON Ida	Kneeling	96	95	191		
			Prone	92	97	189		
			Standing	90	93	183	563-11x	
		281 NILSSON Louise	Kneeling	91	88	179		
			Prone	97	96	193		
			Standing	92	93	185	557-12x	
		283 SVEDBERG Agnes	Kneeling	92	91	183		
			Prone	97	96	193		
			Standing	89	90	179	555-13x	
5	GBR -			177	177	354		
				185	186	371		
				184	184	368	1093-27x	
		189 TOMS Jemma	Kneeling	89	90	179		
			Prone	95	96	191		
			Standing	92	93	185	555-15x	
		191 BALE Emily	Kneeling	88	87	175		
			Prone	90	90	180		
			Standing	92	91	183	538-12x	
		188 MCINTOSH Seonaid	Kneeling	0	0	0		
			Prone	0	0	0		
			Standing	0	0	0	0-0x	

Legend
NRJ **Nordic Record Junior** **Team WR** **Team World Record** **Rk** **Rank**
Bib No **Bib Number**

FINAL RESULTS

50m RIFLE PRONE MEN

FINALS

SAT 27 AUG 2016, START TIME 16:00

Records

NRJ 204,3 - Michael Bargeon, GBR - Copenhagen 2014-08-23

Rk	Bib No	Name	Nat	1st. Comp. Stage		2nd Competition Stage - Elimination						Total	Remarks
1	227	T. KARLSEN Benjamin	NOR	30.7	61.8	82.7	102.7	123.0	143.7	163.6	184.3	205.4	
				10.7	10.8	10.8	10.7	9.9	10.6	9.9	10.6	10.6	
				10.1	10.7	10.1	9.3	10.4	10.1	10.0	10.1	10.5	
				9.9	9.6								
2	286	JOGMARK Mattias	SWE	30.8	60.9	81.0	102.1	123.0	143.3	164.4	183.9	203.3	
				10.2	10.0	10.3	10.6	10.4	10.0	10.6	10.0	9.5	
				10.4	10.2	9.8	10.5	10.5	10.3	10.5	9.5	9.9	
				10.2	9.9								
3	285	WÄSSMAN Ludwig	SWE	31.3	61.2	80.4	100.6	121.3	141.7	162.5		182.6	
				10.7	10.2	9.5	10.3	10.3	9.8	10.4	10.0		
				10.1	9.9	9.7	9.9	10.4	10.6	10.4	10.1		
				10.5	9.8								
4	232	NORDHAGEN Vegard	NOR	30.1	61.5	81.4	102.1	122.4	142.0			162.3	
				10.6	10.7	10.2	10.5	10.7	10.4	10.1			
				10.1	10.5	9.7	10.2	9.6	9.2	10.2			
				9.4	10.2								
5	164	FRIMAN Christian	FIN	30.2	60.7	81.9	102.3	122.6				141.3	
				9.6	10.1	10.7	10.2	9.5	9.4				
				10.0	10.2	10.5	10.2	10.8	9.3				
				10.6	10.2								
6	165	KIURU Matuas	FIN	29.9	59.1	80.2	100.9					120.6	
				10.2	9.8	10.4	10.1	9.6					
				10.0	8.9	10.7	10.6	10.1					
				9.7	10.5								
7	226	LARSEN Henrik	NOR	30.4	58.7	78.8						98.5	
				9.5	9.8	10.5	10.2						
				10.1	9.8	9.6	9.5						
				10.8	8.7								
8	278	WALLBERG Daniel	SWE	29.3	58.3							78.0	
				9.8	9.5	9.5							
				9.2	10.3	10.2							
				10.3	9.2								

Rk	Bib No	Name	Nat	1st. Comp. Stage	2nd Competition Stage - Elimination	Total	Remarks
----	--------	------	-----	------------------	-------------------------------------	-------	---------

Legend
NRJ **Nordic Record Junior**
Nat **Nation**

Rk

Rank

Bib No

Bib Number

FINAL RESULTS

50m RIFLE PRONE MEN

QUALIFICATION

SAT 27 AUG 2016, START TIME 12:00

Records

NRJ 616,7 - Joni Stenström, FIN - Copenhagen 2014-08-23

Rk	FP	Bib No	Name	Nat	Series						Total	Remarks
					1	2	3	4	5	6		
1	14	164	FRIMAN Christian	FIN	101.4	103.5	104.4	101.4	102.7	102.4	615.8	
2	6	286	JOGMARK Mattias	SWE	103.2	102.5	102.1	99.8	103.3	103.2	614.1	
3	5	232	NORDHAGEN Vegard	NOR	100.6	102.9	103.8	101.8	102.3	102.7	614.1	
4	9	226	LARSEN Henrik	NOR	101.8	101.5	102.0	103.8	102.8	102.1	614.0	
5	7	165	KIURU Matuas	FIN	104.5	102.0	101.7	101.3	100.4	102.5	612.4	
6	10	285	WÄSSMAN Ludwig	SWE	102.1	101.4	103.2	102.4	100.6	101.9	611.6	
7	17	278	WALLBERG Daniel	SWE	100.6	102.7	100.6	104.0	102.1	101.5	611.5	
8	3	227	T. KARLSEN Benjamin	NOR	99.7	102.1	100.1	102.8	101.9	103.7	610.3	
9	16	186	MAN Matthew	GBR	101.6	100.4	100.0	101.9	103.6	101.8	609.3	
10	12	187	HAMILTON Rory	GBR	102.0	98.5	101.7	102.3	101.6	100.7	606.8	
11	11	166	LÅNGSTRÖM Sebastian	FIN	103.0	99.7	101.4	97.8	102.8	101.4	606.1	
12	15	125	HANSEN Mikkel	DEN	101.9	101.3	100.8	101.1	98.4	101.9	605.4	
13	13	138	CHRISTENSEN Anders	DEN	99.1	100.2	101.0	103.0	99.7	100.9	603.9	
14	4	184	LAY Richard	GBR	102.2	99.4	101.1	97.8	102.0	101.1	603.6	
15	8	137	NIELSEN Sebastian	DEN	99.0	95.6	102.7	100.6	103.2	101.9	603.0	

Summary

Number of athletes on this list: 15; Total number of athletes: 15; Targets available: 16

Legend

NRJ	Nordic Record Junior	Rk	Rank	FP	Firing Point
Bib No	Bib Number	Nat	Nation		

FINAL RESULTS
RIFLE 50M PRONE JUNIOR MEN
TEAMS

Rk	Bib	Name	Nat.									
1	232	NORDHAGEN Vegard	NOR	100,6	102,9	103,8	101,8	102,3	102,7	614,1	1838,4	GOLD
	226	LARSEN Henrik	NOR	101,8	101,5	102,0	103,8	102,8	102,1	614,0		
	227	T. KARLSEN Benjamin	NOR	99,7	102,1	100,1	102,8	101,9	103,7	610,3		
2	286	JOGMARK Mattias	SWE	103,2	102,5	102,1	99,8	103,3	103,2	614,1	1837,2	
	285	WÄSSMAN Ludwig	SWE	102,1	101,4	103,2	102,4	100,6	101,9	611,6		
	278	WALLBERG Daniel	SWE	100,6	102,7	100,6	104,0	102,1	101,5	611,5		
3	164	FRIMAN Christian	FIN	101,4	103,5	104,4	101,4	102,7	102,4	615,8	1834,3	
	165	KIURU Matuas	FIN	104,5	102,0	101,7	101,3	100,4	102,5	612,4		
	166	LÅNGSTRÖM Sebastian	FIN	103,0	99,7	101,4	97,8	102,8	101,4	606,1		
4	186	MAN Matthew	GBR	101,6	100,4	100,0	101,9	103,6	101,8	609,3	1819,7	
	187	HAMILTON Rory	GBR	102,0	98,5	101,7	102,3	101,6	100,7	606,8		
	184	LAY Richard	GBR	102,2	99,4	101,1	97,8	102,0	101,1	603,6		
5	125	HANSEN Mikkel	DEN	101,9	101,3	100,8	101,1	98,4	101,9	605,4	1812,3	
	138	CHRISTENSEN Anders	DEN	99,1	100,2	101,0	103,0	99,7	100,9	603,9		
	137	NIELSEN Sebastian	DEN	99,0	95,6	102,7	100,6	103,2	101,9	603,0		

FINAL RESULTS

50m RIFLE PRONE WOMEN JUNIOR

FINALS

SAT 27 AUG 2016, START TIME 14:45

Records

NRJ 205,8 - Jenny T. Watne, NOR - Copenhagen 2014-08-23

Rk	Bib No	Name	Nat	1st. Comp. Stage		2nd Competition Stage - Elimination						Total	Remarks
1	140	CHRISTENSEN Kristine	DEN	30.9	61.6	82.4	102.6	123.0	143.3	163.3	183.7	204.9	
				9.8	10.2	10.2	9.9	9.6	10.1	10.1	9.9	10.5	
				10.8	10.5	10.6	10.3	10.8	10.2	9.9	10.5	10.7	
				10.3	10.0								
2	231	STENE Jenny	NOR	30.3	61.0	81.6	102.7	121.8	142.2	163.1	184.1	203.7	
				9.8	10.9	10.4	10.4	9.5	10.8	10.6	10.6	10.1	
				10.0	10.5	10.2	10.7	9.6	9.6	10.3	10.4	9.5	
				10.5	9.3								
3	284	TELÉN Maia	SWE	31.0	60.7	81.9	101.9	122.6	142.4	162.2		181.8	
				10.4	9.2	10.3	10.5	10.3	9.1	9.5	9.9		
				10.4	10.0	10.9	9.5	10.4	10.7	10.3	9.7		
				10.2	10.5								
4	168	HYRKÄS Emmi	FIN	30.9	61.9	81.2	101.6	121.7	142.0			160.3	
				10.0	10.7	9.5	9.8	9.9	10.5	9.1			
				10.2	10.4	9.8	10.6	10.2	9.8	9.2			
				10.7	9.9								
5	167	PALO Marianne	FIN	30.4	60.6	80.2	100.4	121.3				141.5	
				10.3	10.2	10.0	9.8	10.5	9.8				
				10.0	9.7	9.6	10.4	10.4	10.4				
				10.1	10.3								
6	230	T. VATNE Jenny	NOR	30.1	59.6	80.0	100.9					121.0	
				9.7	9.4	9.6	10.7	10.3					
				10.1	10.3	10.8	10.2	9.8					
				10.3	9.8								
7	141	GRUNDSÖE Stephanie	DEN	29.4	59.6	79.8						99.9	
				10.5	10.1	9.6	10.3						
				8.7	10.1	10.6	9.8						
				10.2	10.0								
8	169	PELTONEN Saana	FIN	29.7	57.6							77.2	
				10.2	9.3	9.9							
				9.5	9.4	9.7							
				10.0	9.2								

Rk	Bib No	Name	Nat	1st. Comp. Stage	2nd Competition Stage - Elimination	Total	Remarks
----	--------	------	-----	------------------	-------------------------------------	-------	---------

FINAL RESULTS

50m RIFLE PRONE WOMEN JUNIOR

QUALIFICATION

SAT 27 AUG 2016, START TIME 10:30

Records

NRJ 612,2 - Jenny T. Watne, NOR - Copenhagen 2014-08-23

Rk	FP	Bib No	Name	Nat	Series						Total	Remarks
					1	2	3	4	5	6		
1	6	231	STENE Jenny	NOR	102.3	103.5	104.0	103.0	102.5	101.8	617.1	NRJ
2	13	141	GRUNDSÖE Stephanie	DEN	102.8	102.2	102.4	102.0	103.1	102.4	614.9	
3	9	140	CHRISTENSEN Kristine	DEN	101.7	102.2	104.0	101.3	101.9	101.3	612.4	
4	7	167	PALO Marianne	FIN	101.6	101.2	102.1	102.4	102.5	100.0	609.8	
5	11	284	TELÉN Maia	SWE	103.3	101.8	99.3	100.5	101.7	101.9	608.5	
6	15	169	PELTONEN Saana	FIN	102.2	101.2	98.2	103.6	102.0	101.1	608.3	
7	17	230	T. VATNE Jenny	NOR	101.3	102.2	102.6	101.2	97.8	101.6	606.7	
8	4	168	HYRKÄS Emmi	FIN	99.7	101.0	101.5	101.7	100.6	102.0	606.5	
9	16	139	NIELSEN Henriette	DEN	98.4	104.3	99.8	100.5	100.7	102.3	606.0	
10	8	282	ANDERSSON Ida	SWE	101.1	102.9	97.8	99.7	100.3	103.5	605.3	
11	5	193	BULLOCK Annabelle	GBR	100.5	103.1	100.4	99.0	101.0	99.6	603.6	
12	3	283	SVEDBERG Agnes	SWE	100.5	99.3	98.2	99.1	100.4	101.6	599.1	
13	12	233	NORDHAGEN Gyda	NOR	99.6	98.0	100.7	102.6	97.4	100.8	599.1	
14	14	192	TAYLOR Phoebe	GBR	99.1	102.4	100.5	99.0	98.2	99.6	598.8	
	10	188	MCINTOSH Seonaid	GBR								DNS

Summary

Number of athletes on this list: 15; Total number of athletes: 15; Targets available: 16

Legend

NRJ	Nordic Record Junior	Rk	Rank	FP	Firing Point
Bib No	Bib Number	Nat	Nation	DNS	Did not Start

FINAL RESULTS
RIFLE 50M PRONE JUNIOR WOMEN
TEAMS

Rk	Bib	Name	Nat.									
1	141	GRUNDSÖE Stephanie	DEN	102,8	102,2	102,4	102,0	103,1	102,4	614,9	1833,3	NRJ
	140	CHRISTENSEN Kristine	DEN	101,7	102,2	104,0	101,3	101,9	101,3	612,4		
	139	NIELSEN Henriette	DEN	98,4	104,3	99,8	100,5	100,7	102,3	606,0		
2	167	PALO Marianne	FIN	101,6	101,2	102,1	102,4	102,5	100,0	609,8	1824,6	
	169	PELTONEN Saana	FIN	102,2	101,2	98,2	103,6	102,0	101,1	608,3		
	168	HYRKÄS Emmi	FIN	99,7	101,0	101,5	101,7	100,6	102,0	606,5		
3	231	STENE Jenny	NOR	102,3	103,5	104,0	103,0	102,5	101,8	617,1	1822,9	
	230	T. VATNE Jenny	NOR	101,3	102,2	102,6	101,2	97,8	101,6	606,7		
	233	NORDHAGEN Gyda	NOR	99,6	98,0	100,7	102,6	97,4	100,8	599,1		
4	284	TELÉN Maia	SWE	103,3	101,8	99,3	100,5	101,7	101,9	608,5	1812,9	
	282	ANDERSSON Ida	SWE	101,1	102,9	97,8	99,7	100,3	103,5	605,3		
	283	SVEDBERG Agnes	SWE	100,5	99,3	98,2	99,1	100,4	101,6	599,1		
5	193	BULLOCK Annabelle	GBR	100,5	103,1	100,4	99,0	101,0	99,6	603,6	1202,4	
	192	TAYLOR Phoebe	GBR	99,1	102,4	100,5	99,0	98,2	99,6	598,8		
	188	MCINTOSH Seonaid	GBR									

NORDIC SHOOTING CHAMPIONSHIP 2016

AIR RIFLE 10M JUNIOR MEN FINALS

Rk	Bib.	Name	Nat.											Total	
1	127	KILDEHÖJ Nicklas	DEN	30.1	61.2	82.3	102.3	122.7	143.5	164.6	185.4		204.7	10.5	GOLD
				9.6	10.4	10.4	10.0	10.0	10.9	10.3	10.3	10.6			
				10.4	10.3	10.7	10.0	10.4	9.9	10.8	10.5	8.7			
				10.1	10.4										
2	227	T. KARLSEN Benjamin	NOR	30.6	62.0	82.3	101.9	122.9	144.5	165.1	185.5		204.7	9.2	SILVER
				9.9	9.9	10.1	9.5	10.6	10.9	9.7	10.0	9.8			
				10.5	10.9	10.2	10.1	10.4	10.7	10.9	10.4	9.4			
				10.2	10.6										
3	226	LARSEN Henrik	NOR	31.3	63.3	83.4	103.5	123.9	143.5	164.1			185.3		BRONZE
				10.6	10.7	9.8	10.3	10.3	9.9	10.6	10.3				
				10.5	10.9	10.3	9.8	10.1	9.7	10.0	10.9				
				10.2	10.4										
4	278	WALLBERG Daniel	SWE	29.9	59.4	80.4	101.3	121.7	141.6				163.0		
				9.9	9.4	10.6	10.3	10.1	10.3	10.8					
				10.2	10.1	10.4	10.6	10.3	9.6	10.6					
				9.8	10.0										
5	164	FRIMAN Christian	FIN	30.2	61.5	81.7	100.9	121.7					141.5		
				10.5	10.5	9.7	9.8	10.4	9.3						
				9.7	10.3	10.5	9.4	10.4	10.5						
				10.0	10.5										
6	276	KARLSSON Joar	SWE	31.1	60.7	80.9	101.8						121.2		
				10.2	9.4	10.1	10.3	10.1							
				10.2	10.0	10.1	10.6	9.3							
				10.7	10.2										
7	165	KIURU Matuas	FIN	28.1	60.2	80.4							98.4		
				9.6	10.8	9.8	9.2								
				10.0	10.6	10.4	8.8								
				8.5	10.7										
8	125	HANSEN Mikkel	DEN	29.7	58.8								79.3		
				9.9	10.1	10.3									
				9.5	9.4	10.2									
				10.3	9.6										

FINAL RESULTS

10m AIR RIFLE MEN JUNIOR

QUALIFICATION

SAT 27 AUG 2016, START TIME 09:40

Records

NRJ 618,9 - Marcus Madsen, SWE - Copenhagen 2014-08-21

Rk	FP	Bib No	Name	Nat	Series						Total	Remarks
					1	2	3	4	5	6		
1	3	226	LARSEN Henrik	NOR	102.8	104.5	103.9	105.5	104.0	102.5	623.2	QF,NRJ
2	12	127	KILDEHÖJ Nicklas	DEN	102.7	103.1	103.7	104.0	104.0	103.9	621.4	QF
3	1	125	HANSEN Mikkel	DEN	103.2	102.8	102.3	102.8	103.5	103.6	618.2	QF
4	14	227	T. KARLSEN Benjamin	NOR	103.3	103.0	103.7	101.6	102.3	103.0	616.9	QF
5	13	164	FRIMAN Christian	FIN	102.7	102.2	103.1	101.7	103.3	102.6	615.6	QF
6	11	278	WALLBERG Daniel	SWE	101.2	101.3	102.7	102.2	104.1	103.0	614.5	QF
7	5	165	KIURU Matuas	FIN	102.4	102.6	102.7	102.7	102.1	101.9	614.4	QF
8	9	276	KARLSSON Joar	SWE	103.0	100.5	100.9	103.0	102.3	101.7	611.4	QF
9	4	183	HILL Jacob	GBR	101.2	99.2	100.9	101.2	103.6	103.5	609.6	
10	10	166	LÅNGSTRÖM Sebastian	FIN	98.9	102.7	102.1	100.4	101.6	102.8	608.5	
11	2	277	EFRAIMSSON Christoffer	SWE	101.1	102.7	100.6	101.2	101.3	100.9	607.8	
12	6	184	LAY Richard	GBR	100.8	101.9	101.4	104.3	99.3	99.8	607.5	
13	8	228	HEGG Jon-Hermann	NOR	99.9	101.3	100.5	101.4	101.4	101.5	606.0	
14	7	126	KRISTENSEN Nickolai	DEN	101.1	99.1	99.4	100.2	101.2	100.0	601.0	

Summary

Number of athletes on this list: 14; Total number of athletes: 14; Targets available: 16

Legend

NRJ	Nordic Record Junior	Rk	Rank	FP	Firing Point
Bib No	Bib Number	Nat	Nation	QF	Qualified for Finals

NORDIC SHOOTING CHAMPIONSHIP 2016

AIR RIFLE 10M JUNIOR MEN TEAM

Rk	Nat.	Bib	Name							Total	
1	NOR	226	LARSEN Henrik	102,8	104,5	103,9	105,5	104,0	102,5	623,2	GOLD
		227	T. KARLSEN Benjamin	103,3	103,0	103,7	101,6	102,3	103,0	616,9	NRJ
		228	HEGG Jon-Hermann	99,9	101,3	100,5	101,4	101,4	101,5	606,0	1846,1
2	DEN	127	KILDEHÖJ Nicklas	102,7	103,1	103,7	104,0	104,0	103,9	621,4	
		125	HANSEN Mikkel	103,2	102,8	102,3	102,8	103,5	103,6	618,2	
		126	KRISTENSEN Nickolai	101,1	99,1	99,4	100,2	101,2	100,0	601,0	1840,6
3	FIN	164	FRIMAN Christian	102,7	102,2	103,1	101,7	103,3	102,6	615,6	
		165	KIURU Matuas	102,4	102,6	102,7	102,7	102,1	101,9	614,4	
		166	LÅNGSTRÖM Sebastian	98,9	102,7	102,1	100,4	101,6	102,8	608,5	1838,5
4	SWE	278	WALLBERG Daniel	101,2	101,3	102,7	102,2	104,1	103,0	614,5	
		276	KARLSSON Joar	103,0	100,5	100,9	103,0	102,3	101,7	611,4	
		277	EFRAIMSSON Christoffer	101,1	102,7	100,6	101,2	101,3	100,9	607,8	1833,7

FINAL RESULTS

10m AIR RIFLE WOMEN JUNIOR

FINALS

SAT 27 AUG 2016, START TIME 13:25

Records

NRJ 203,7 - Helene Vikören, NOR - Copenhagen 2014 - 2014-08-14

Rk	Bib No	Name	Nat	1st. Comp. Stage		2nd Competition Stage - Elimination						Total	Remarks
1	167	PALO Marianne	FIN	31.3	61.2	81.7	101.5	122.3	143.1	164.2	184.6	205.2	NRJ
				10.7	10.3	9.9	9.9	10.5	10.2	10.3	10.1	10.4	
				10.4	10.3	10.6	9.9	10.3	10.6	10.8	10.3	10.2	
				10.2	9.3								
2	281	NILSSON Louise	SWE	29.8	60.2	80.4	101.9	122.9	142.9	163.7	183.9	202.3	
				10.1	10.1	9.8	10.8	10.8	10.3	10.3	10.3	8.9	
				9.7	10.2	10.4	10.7	10.2	9.7	10.5	9.9	9.5	
				10.0	10.1								
3	230	T. VATNE Jenny	NOR	31.2	59.6	80.3	101.6	122.0	143.0	162.8		181.6	
				10.2	9.1	10.7	10.8	10.0	10.1	9.5	10.0		
				10.8	9.7	10.0	10.5	10.4	10.9	10.3	8.8		
				10.2	9.6								
4	279	JOHANSSON Isabelle	SWE	30.7	61.5	81.4	101.6	122.2	141.9			162.3	
				10.8	10.0	10.2	9.8	10.1	9.6	10.3			
				9.2	10.4	9.7	10.4	10.5	10.1	10.1			
				10.7	10.4								
5	106	NIELSEN Anna	DEN	30.2	59.7	80.7	101.5	121.4				141.8	
				10.2	9.3	10.7	10.3	9.6	10.4				
				10.4	10.1	10.3	10.5	10.3	10.0				
				9.6	10.1								
6	130	LAUERSEN Josefine	DEN	29.7	60.5	80.6	100.8					120.0	
				10.0	10.3	10.0	10.4	9.6					
				9.3	10.4	10.1	9.8	9.6					
				10.4	10.1								
7	229	NESHEIM Regine	NOR	30.4	60.6	81.1						100.3	
				9.9	10.3	10.5	8.7						
				10.1	10.3	10.0	10.5						
				10.4	9.6								
8	169	PELTONEN Saana	FIN	29.1	58.7							79.2	
				10.1	9.9	9.9							
				10.2	10.3	10.6							
				8.8	9.4								

Rk	Bib No	Name	Nat	1st. Comp. Stage	2nd Competition Stage - Elimination	Total	Remarks
----	--------	------	-----	------------------	-------------------------------------	-------	---------

FINAL RESULTS

10m AIR RIFLE WOMEN JUNIOR

QUALIFICATION

SAT 27 AUG 2016, START TIME 08:15

Records

NRJ 415.0 - Jenny T. Watne, NOR, Copenhagen 2014-08-23

Rk	FP	Bib No	Name	Nat	Series						Total	Remarks	
					1	2	3	4	5	6			
1	12	106	NIELSEN Anna	DEN	103.7	103.1	105.1	103.0				414.9	QF
2	7	169	PELTONEN Saana	FIN	103.2	104.4	103.2	102.0				412.8	QF
3	13	229	NESHEIM Regine	NOR	102.4	102.8	104.0	103.1				412.3	QF
4	1	167	PALO Marianne	FIN	103.6	102.4	102.0	103.4				411.4	QF
5	2	279	JOHANSSON Isabelle	SWE	103.3	102.0	102.3	103.4				411.0	QF
6	4	130	LAUERSEN Josefine	DEN	102.7	102.2	104.2	100.9				410.0	QF
7	15	281	NILSSON Louise	SWE	102.0	101.3	102.8	103.5				409.6	QF
8	5	230	T. VATNE Jenny	NOR	100.0	101.0	103.5	103.2				407.7	QF
9	6	129	HERSKIND Christinna	DEN	100.7	102.6	101.1	103.2				407.6	
10	14	189	TOMS Jemma	GBR	102.8	102.6	100.9	101.3				407.6	
11	8	231	STENE Jenny	NOR	99.8	102.9	101.9	102.8				407.4	
12	11	190	TZABACH Kim	GBR	101.1	101.7	103.0	101.6				407.4	
13	9	280	BEDOIRE Emilia	SWE	101.4	101.6	100.5	102.7				406.2	
14	10	168	HYRKÄS Emmi	FIN	103.7	96.1	102.8	101.1				403.7	
	3	188	MCINTOSH Seonaid	GBR									DNS

Summary

Number of athletes on this list: 15; Total number of athletes: 15; Targets available: 16

Legend

NRJ	Nordic Record Junior	Rk	Rank	FP	Firing Point
Bib No	Bib Number	Nat	Nation	QF	Qualified for Finals
DNS	Did not Start				

NORDIC SHOOTING CHAMPIONSHIP 2016

AIR RIFLE 10M JUNIOR WOMEN TEAM

Rk	Nat.	Bib	Name					Total	
1	DEN	106	NIELSEN Anna	103,7	103,1	105,1	103,0	414,9	GOLD
		130	LAUERSEN Josefine	102,7	102,2	104,2	100,9	410,0	
		129	HERSKIND Christinna	100,7	102,6	101,1	103,2	407,6	
2	FIN	169	PELTONEN Saana	103,2	104,4	103,2	102,0	412,8	
		167	PALO Marianne	103,6	102,4	102,0	103,4	411,4	
		168	HYRKÄS Emmi	103,7	96,1	102,8	101,1	403,7	
3	NOR	229	NESHEIM Regine	102,4	102,8	104,0	103,1	412,3	
		230	T. VATNE Jenny	100,0	101,0	103,5	103,2	407,7	
		231	STENE Jenny	99,8	102,9	101,9	102,8	407,4	
4	SWE	279	JOHANSSON Isabelle	103,3	102,0	102,3	103,4	411,0	
		281	NILSSON Louise	102,0	101,3	102,8	103,5	409,6	
		280	BEDOIRE Emilia	101,4	101,6	100,5	102,7	406,2	
5	GBR	189	TOMS Jemma	102,8	102,6	100,9	101,3	407,6	
		190	TZABACH Kim	101,1	101,7	103,0	101,6	407,4	
		188	MCINTOSH Seonaid					DNS	