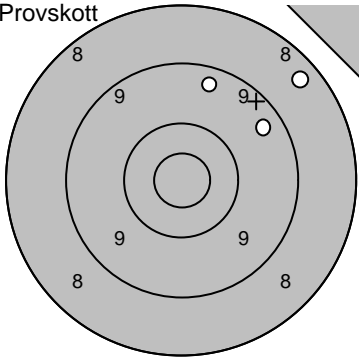
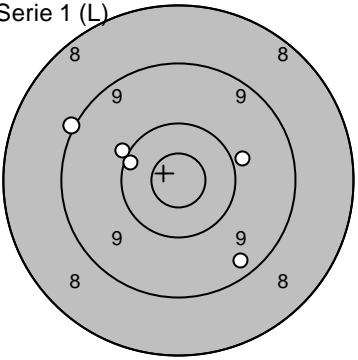
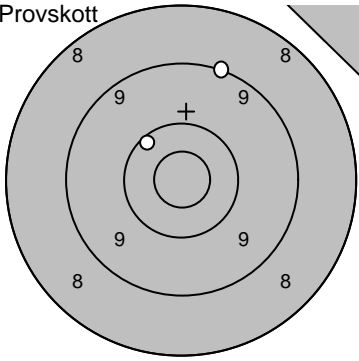
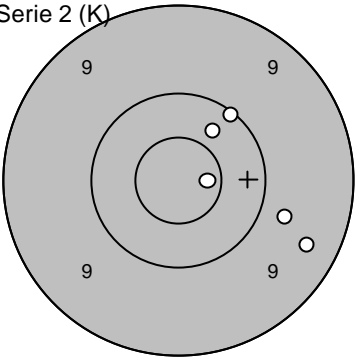
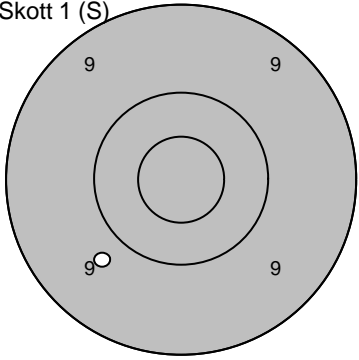
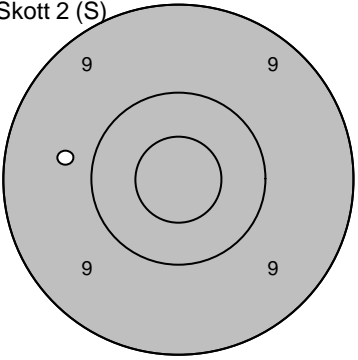
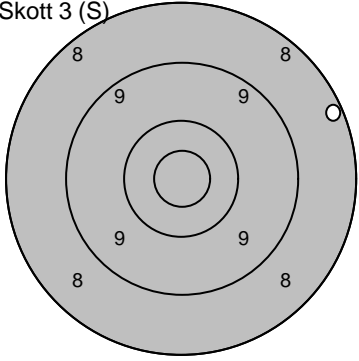
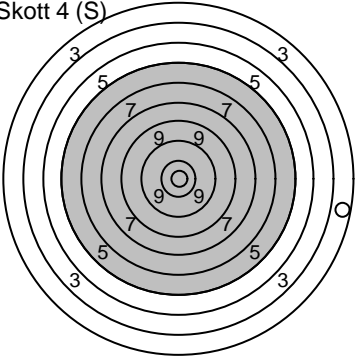
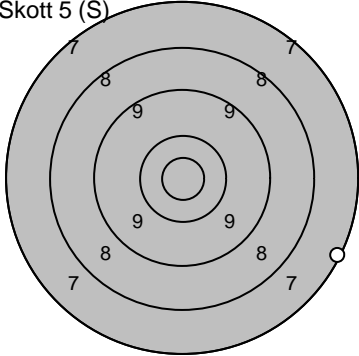
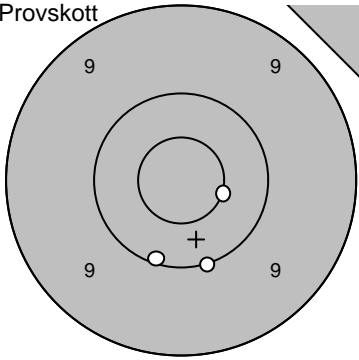
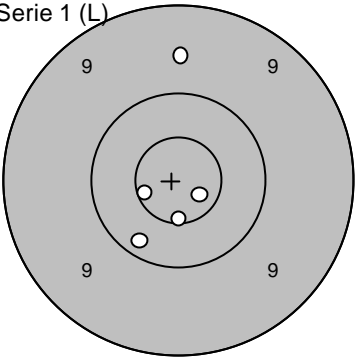
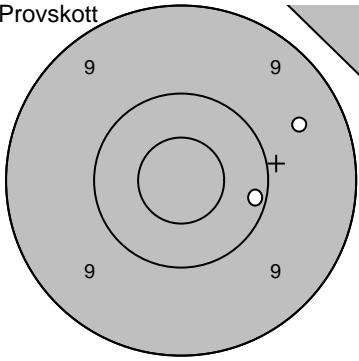
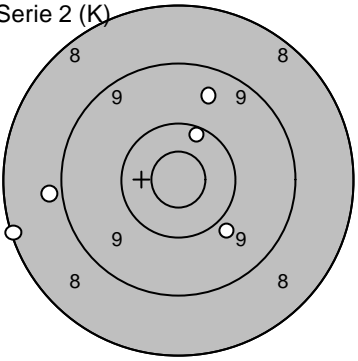
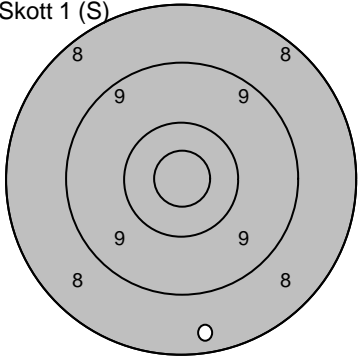
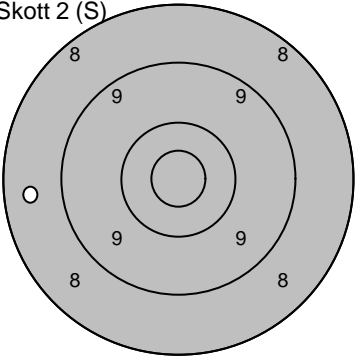
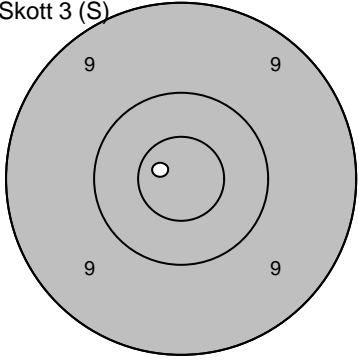
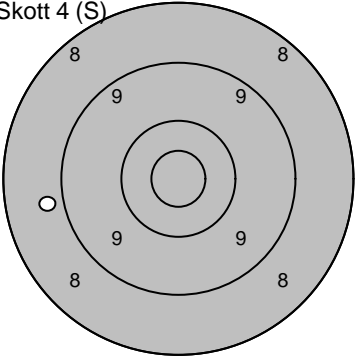
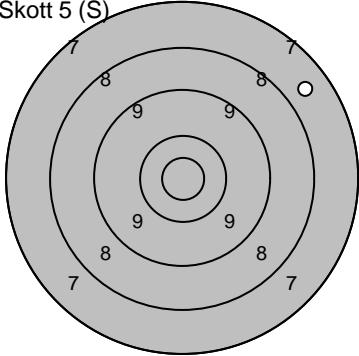
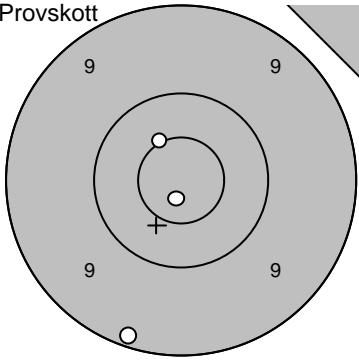
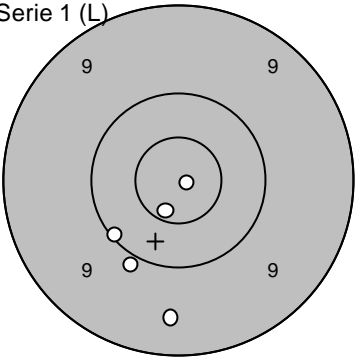
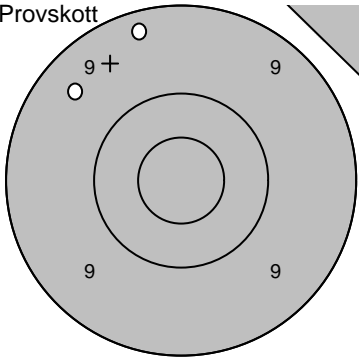
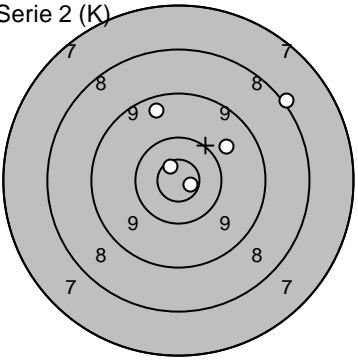
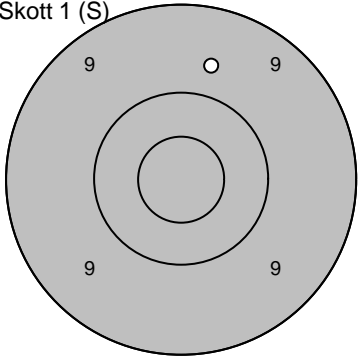
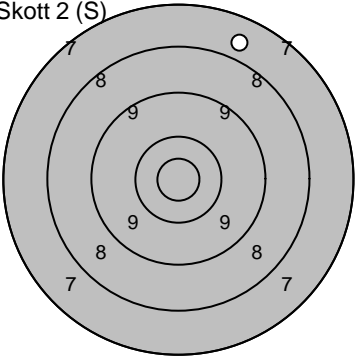
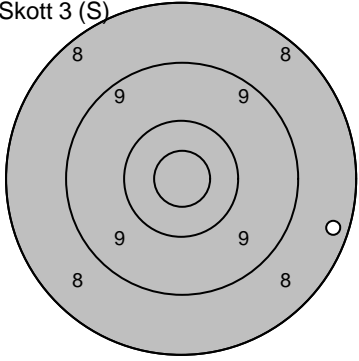
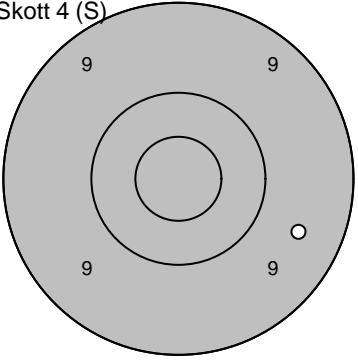
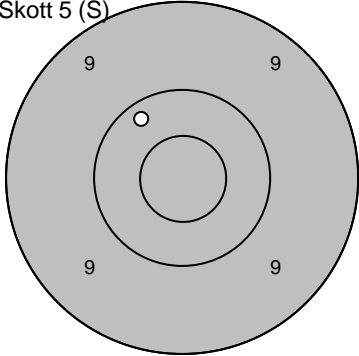


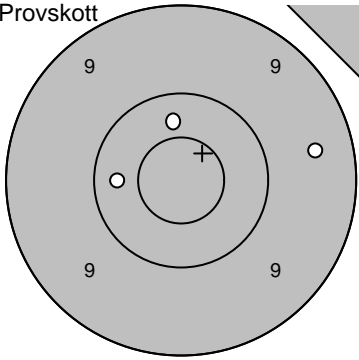
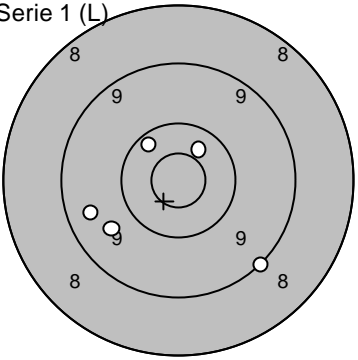
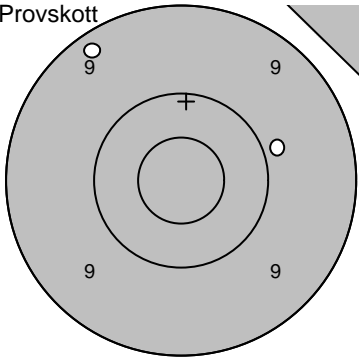
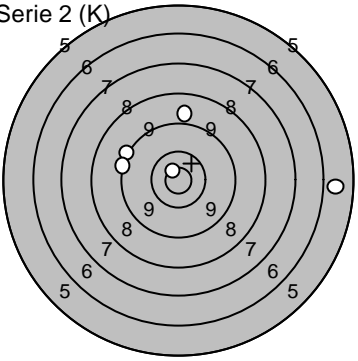
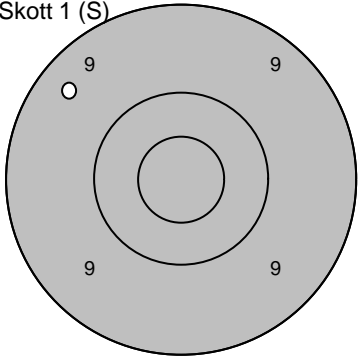
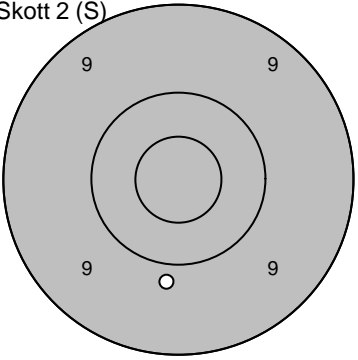
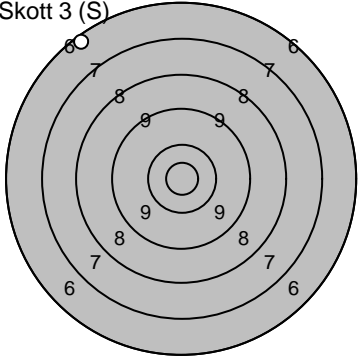
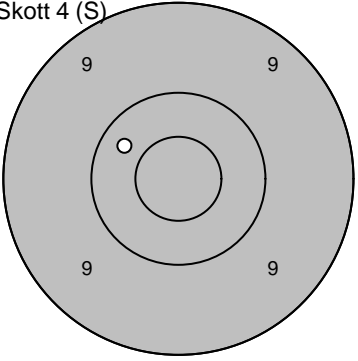
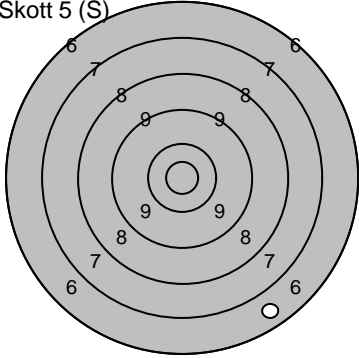
Skjutlag 3	Tavla 1	Maria Falck	
		Moälven/Modo	
2008-07-13	Tavelträffen B - Final - 2008	Ramselefors SKF	
Provskott 	1: 10,3 ↙ 2: 9,6 ↘ 3: 10,2 ↘	Serie 1 (L) 	1: 10,7* → 2: 10,7* ↘ 3: 10,8* ↘ 4: 10,7* → 5: 9,8 ↗
	Serie 29,0 Totalt 289,0		Serie 49,0 Totalt 338,0
Provskott 	1: 9,8 → 2: 10,6* ↘	Serie 2 (K) 	1: 9,6 ↗ 2: 10,0 ↘ 3: 10,0 ↗ 4: 9,4 ↗ 5: 9,2 →
	Serie 19,0 Totalt 338,0		Serie 47,0 Totalt 385,0
Skott 1 (S) 	1: 9,8 ↙	Skott 2 (S) 	1: 8,6 →
	Serie 9,0 Totalt 394,0		Serie 8,0 Totalt 402,0
Skott 3 (S) 	1: 8,6 ↙	Skott 4 (S) 	1: 8,5 →
	Serie 8,0 Totalt 410,0		Serie 8,0 Totalt 418,0
Skott 5 (S) 	1: 8,1 ↘		
	Serie 8,0 Totalt 426,0		

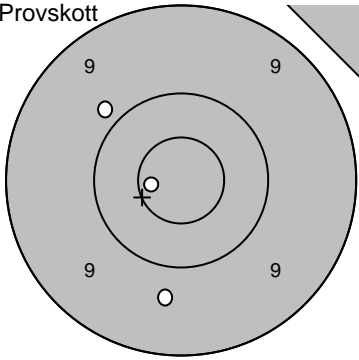
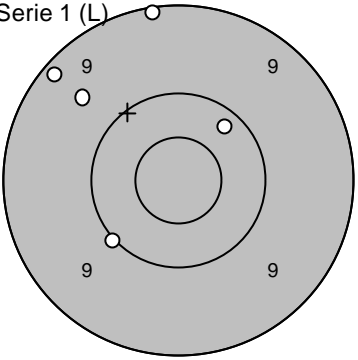
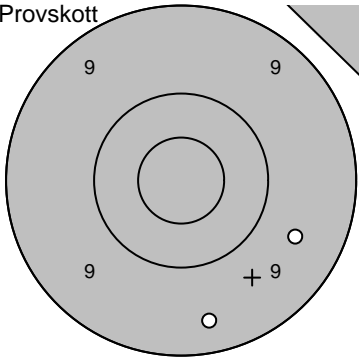
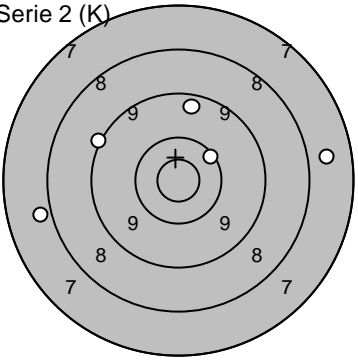
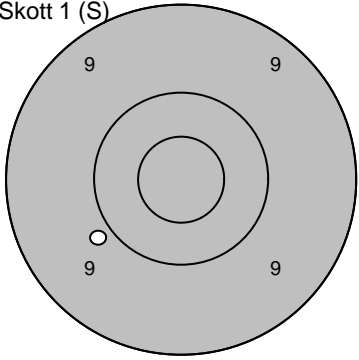
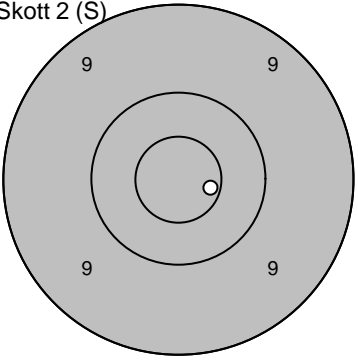
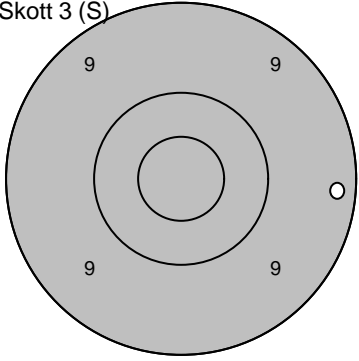
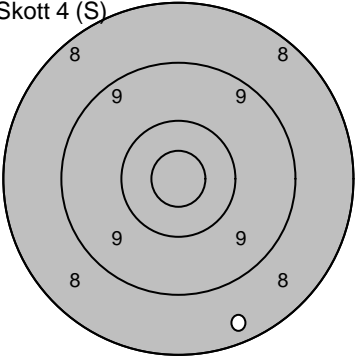
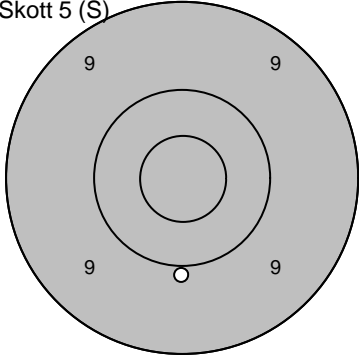
Skjuttlag 3	Tavla 6	L-G Lundqvist	
		Ununge	
2008-07-13		Tavelträffen B - Final - 2008	
		Ramselefors SKF	
Provs-kott 	1: 9,4 ↑ 2: 8,4 ↗ 3: 9,4 ↗	Serie 1 (L) 	1: 9,4 ↘ 2: 9,1 ↗ 3: 10,0 ↗ 4: 9,9 → 5: 10,2 ↗
	Serie 26,0		Serie 47,0
	Totalt 285,0		Totalt 332,0
Provs-kott 	1: 9,1 ↑ 2: 10,2 ↖	Serie 2 (K) 	1: 9,4 → 2: 10,7* → 3: 10,1 ↗ 4: 10,4 ↗ 5: 9,8 →
	Serie 19,0		Serie 48,0
	Totalt 332,0		Totalt 380,0
Skott 1 (S) 	1: 9,8 ↖	Skott 2 (S) 	1: 9,7 ←
	Serie 9,0		Serie 9,0
	Totalt 389,0		Totalt 398,0
Skott 3 (S) 	1: 8,3 →	Skott 4 (S) 	1: 2,8 →
	Serie 8,0		Serie 2,0
	Totalt 406,0		Totalt 408,0
Skott 5 (S) 	1: 7,2 →		
	Serie 7,0		
	Totalt 415,0		

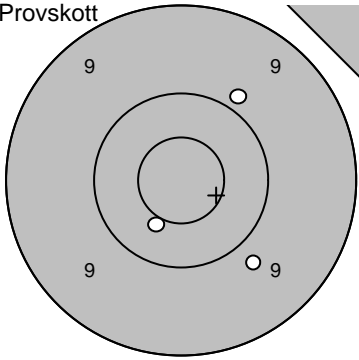
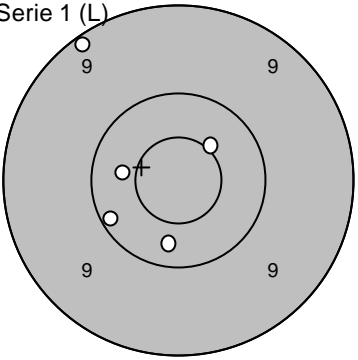
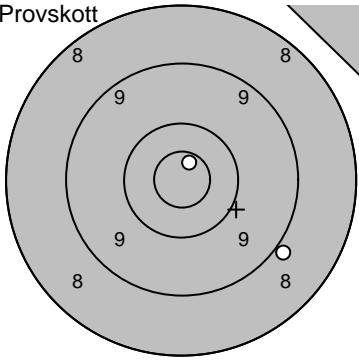
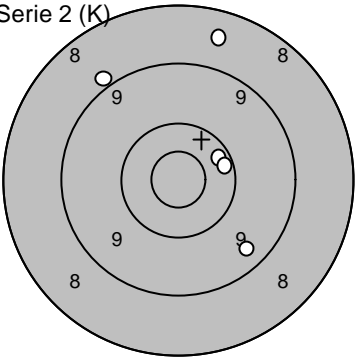
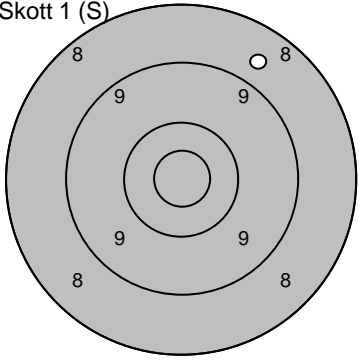
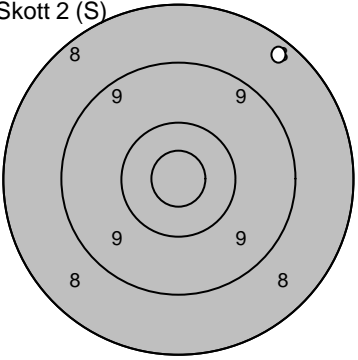
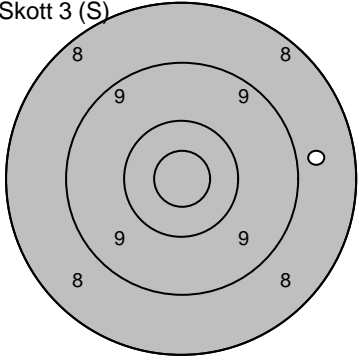
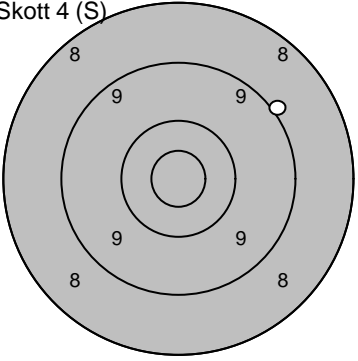
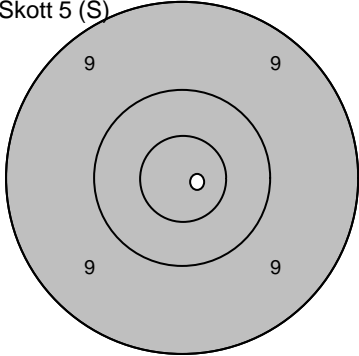
Skjutlag 3	Tavla 8	Helena Jansson	
		Söderala	
2008-07-13	Tavelträffen B - Final - 2008	Ramselefors SKF	
Provsnitt 	1: 10,1 ↗ 2: 10,1 ↗ 3: 9,5 →	Serie 1 (L) 	1: 9,5 ↗ 2: 9,4 ↗ 3: 9,8 ↘ 4: 10,3 ↘ 5: 9,5 ↘
	Serie 29,0		Serie 46,0
	Totalt 284,0		Totalt 330,0
Provsnitt 	1: 9,8 ↙ 2: 8,7 →	Serie 2 (K) 	1: 10,1 ↓ 2: 9,8 ↑ 3: 9,6 ↗ 4: 10,4 ↓ 5: 9,5 ↙
	Serie 17,0		Serie 47,0
	Totalt 330,0		Totalt 377,0
Skott 1 (S) 	1: 8,0 ↘	Skott 2 (S) 	1: 10,2 ↑
	Serie 8,0		Serie 10,0
	Totalt 385,0		Totalt 395,0
Skott 3 (S) 	1: 9,7 ↘	Skott 4 (S) 	1: 9,8 →
	Serie 9,0		Serie 9,0
	Totalt 404,0		Totalt 413,0
Skott 5 (S) 	1: 10,8* ↓		
	Serie 10,0		
	Totalt 423,0		

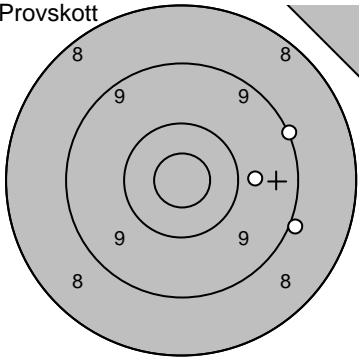
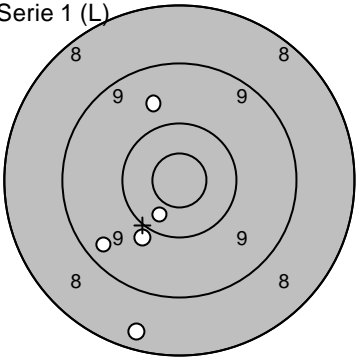
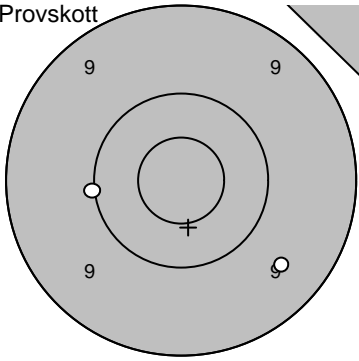
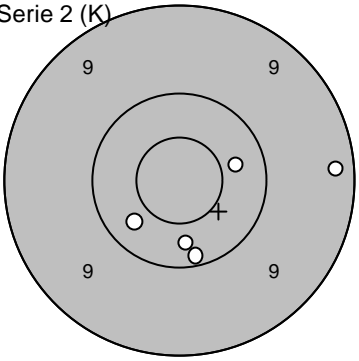
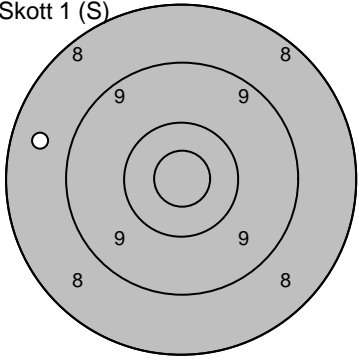
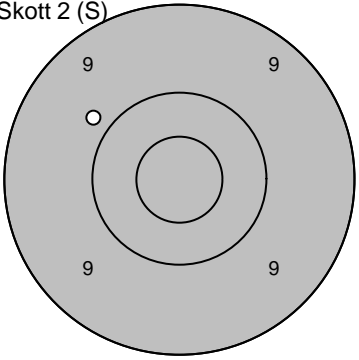
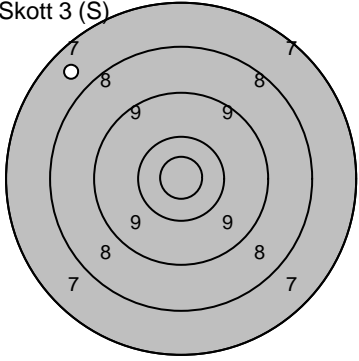
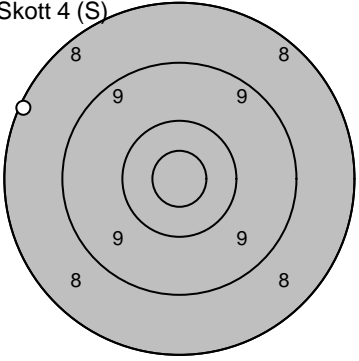
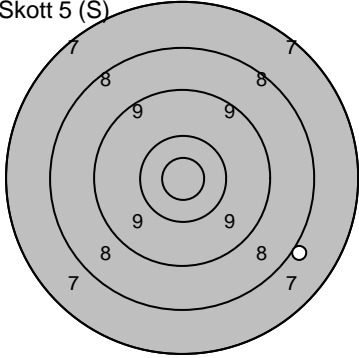
Skjutlag 3	Tavla 9	Ronny Nilsson	
		Piteå	
2008-07-13	Tavelträffen B - Final - 2008	Ramselefors SKF	
Provsnitt 	1: 10,1 ↓ 2: 10,5* → 3: 10,0 ↓	Serie 1 (L) 	1: 9,6 ↑ 2: 10,6* ← 3: 10,8* ↘ 4: 10,6* ↓ 5: 10,2 ↙
	Serie 30,0		Serie 49,0
	Totalt 284,0		Totalt 333,0
Provsnitt 	1: 9,6 → 2: 10,2 →	Serie 2 (K) 	1: 9,6 ↑ 2: 9,9 ↘ 3: 10,3 ↑ 4: 8,2 ← 5: 8,9 ←
	Serie 19,0		Serie 44,0
	Totalt 333,0		Totalt 377,0
Skott 1 (S) 	1: 8,4 ↓	Skott 2 (S) 	1: 8,6 ←
	Serie 8,0		Serie 8,0
	Totalt 385,0		Totalt 393,0
Skott 3 (S) 	1: 10,8* ←	Skott 4 (S) 	1: 8,8 ←
	Serie 10,0		Serie 8,0
	Totalt 403,0		Totalt 411,0
Skott 5 (S) 	1: 7,7 ↗		
	Serie 7,0		
	Totalt 418,0		

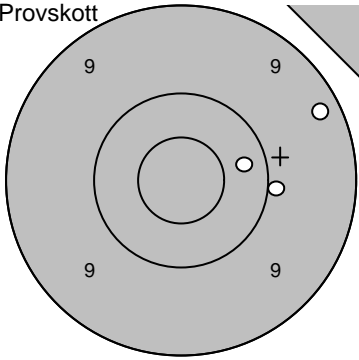
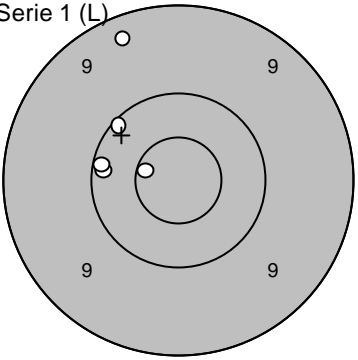
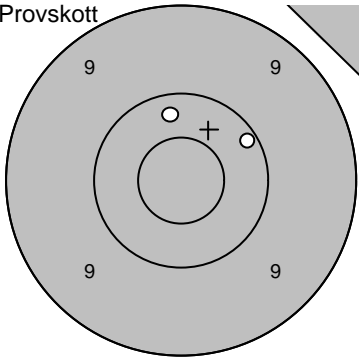
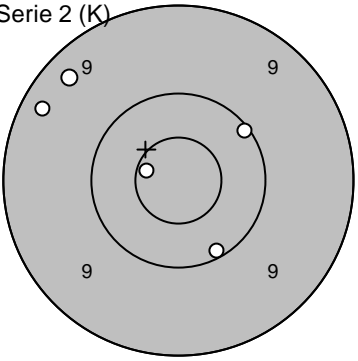
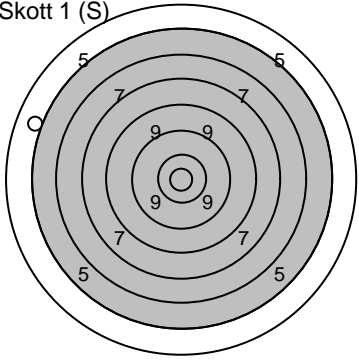
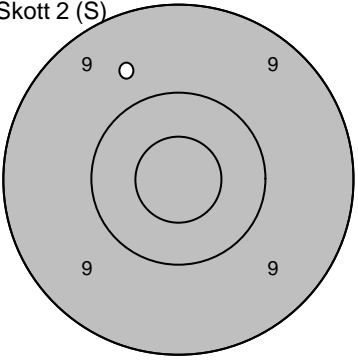
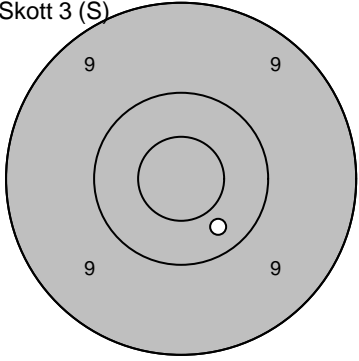
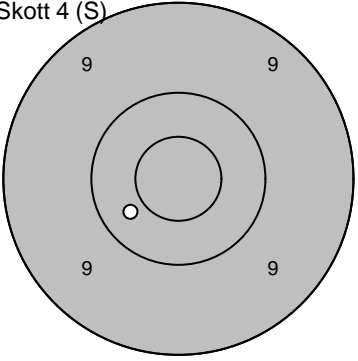
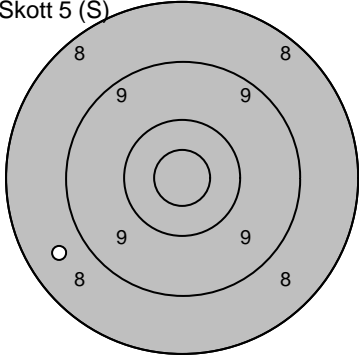
Skjutlag 3	Tavla 11	Anders Brolund	
		Arvika	
2008-07-13	Tavelträffen B - Final - 2008	Ramselefors SKF	
Provsnitt 	1: 9,2 2: 10,5* 3: 10,8*	Serie 1 (L) 	1: 10,9* 2: 10,1 3: 10,7* 4: 9,9 5: 9,5
	Serie 29,0 Totalt 282,0		Serie 48,0 Totalt 330,0
Provsnitt 	1: 9,5 2: 9,3	Serie 2 (K) 	1: 8,1 2: 10,8* 3: 10,8* 4: 9,8 5: 9,5
	Serie 18,0 Totalt 330,0		Serie 46,0 Totalt 376,0
Skott 1 (S) 	1: 9,7	Skott 2 (S) 	1: 7,8
	Serie 9,0 Totalt 385,0		Serie 7,0 Totalt 392,0
Skott 3 (S) 	1: 8,4	Skott 4 (S) 	1: 9,6
	Serie 8,0 Totalt 400,0		Serie 9,0 Totalt 409,0
Skott 5 (S) 	1: 10,2		
	Serie 10,0 Totalt 419,0		

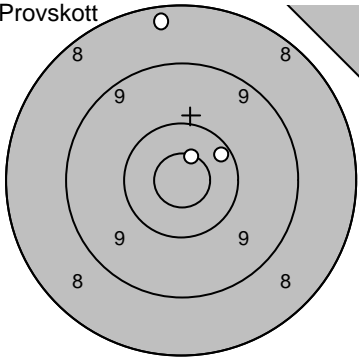
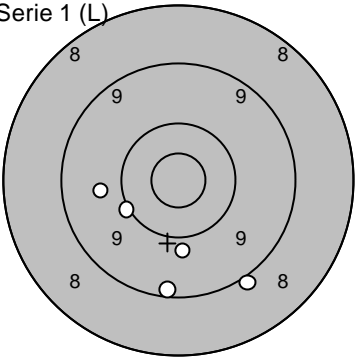
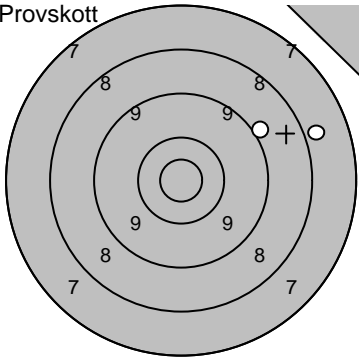
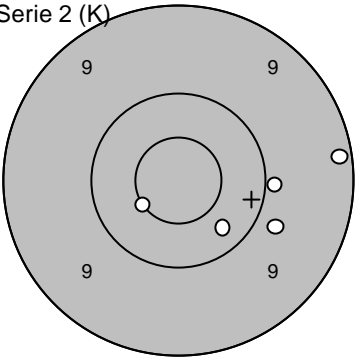
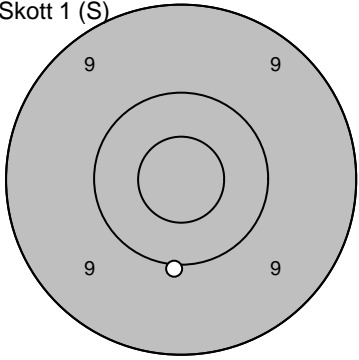
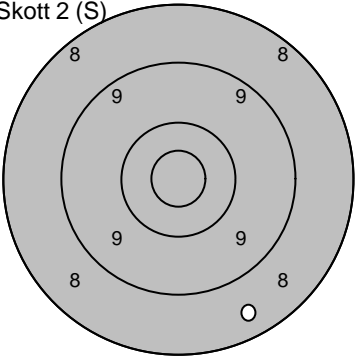
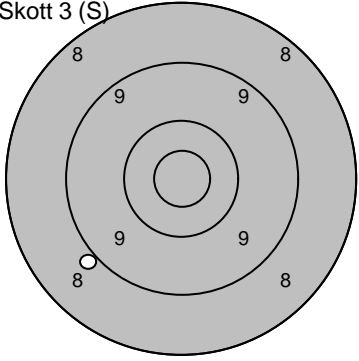
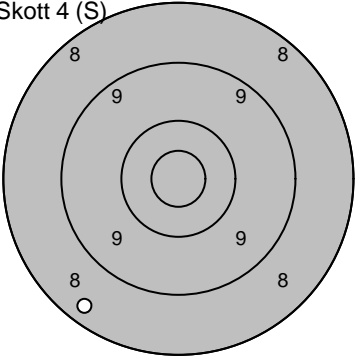
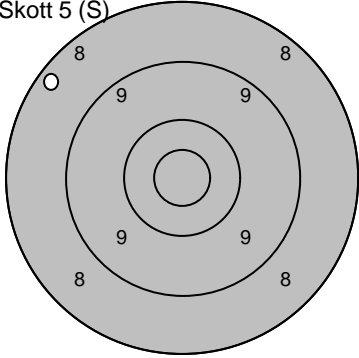
Skjutlag	Tavla	Jan-Olof Lampinen		
3	16			
		S 3		
2008-07-13	Tavelträffen B - Final - 2008	Ramselefors SKF		
Provskott		1: 10,4 ↑ 2: 10,3 ← 3: 9,5 →	Serie 1 (L) 	1: 9,1 ↓ 2: 9,7 ↙ 3: 10,3 ↗ 4: 10,5* ↗ 5: 9,5 ←
		Serie 29,0		Serie 47,0
		Totalt 279,0		Totalt 326,0
Provskott		1: 9,3 ↑ 2: 9,9 →	Serie 2 (K) 	1: 9,0 ↑ 2: 9,3 ↗ 3: 9,3 ↗ 4: 10,9* ↗ 5: 5,9 →
		Serie 18,0		Serie 42,0
		Totalt 326,0		Totalt 368,0
Skott 1 (S)		1: 9,4 ↖	Skott 2 (S) 	1: 9,9 ↓
		Serie 9,0		Serie 9,0
		Totalt 377,0		Totalt 386,0
Skott 3 (S)		1: 6,4 ↖	Skott 4 (S) 	1: 10,3 ↖
		Serie 6,0		Serie 10,0
		Totalt 392,0		Totalt 402,0
Skott 5 (S)		1: 6,7 ↓		
		Serie 6,0		
		Totalt 408,0		

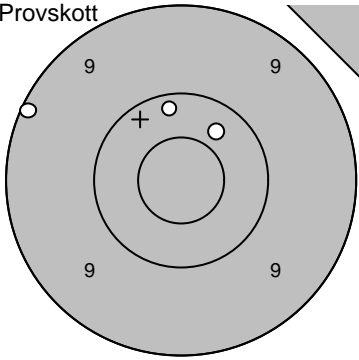
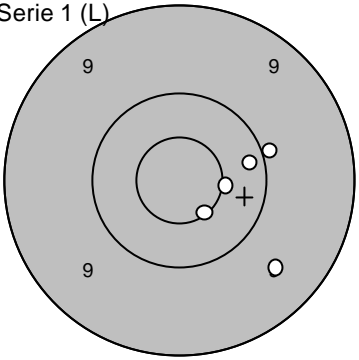
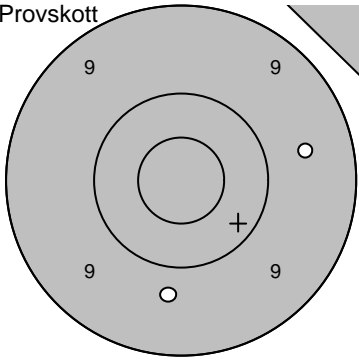
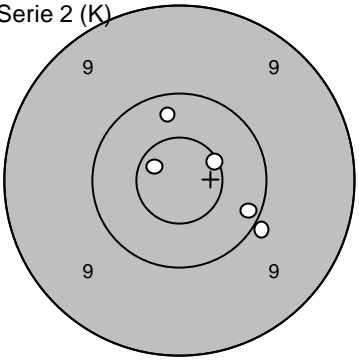
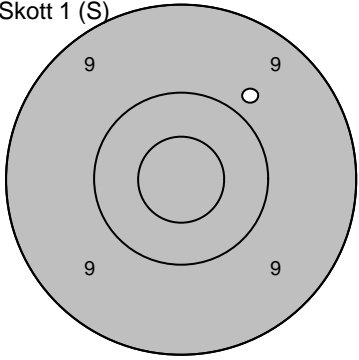
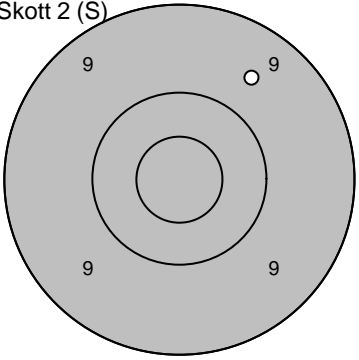
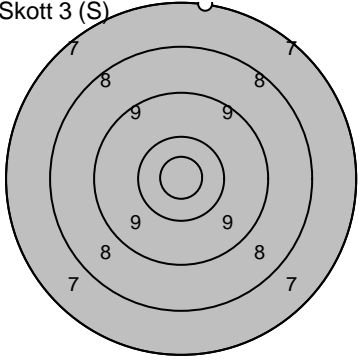
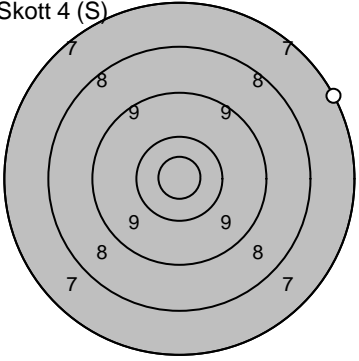
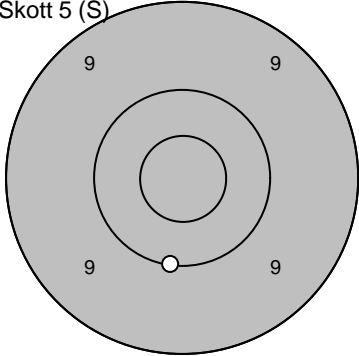
Skjutlag 3	Tavla 17	Peter Östling	
		F 21	
2008-07-13	Tavelträffen B - Final - 2008	Ramselefors SKF	
Provsnitt 	1: 10,7* ← 2: 9,7 ↓ 3: 9,9 ↗	Serie 1 (L) 	1: 9,1 ↑ 2: 9,2 ↗ 3: 10,0 ↓ 4: 9,6 ↗ 5: 10,2 ↗
	Serie 28,0		Serie 47,0
	Totalt 278,0		Totalt 325,0
Provsnitt 	1: 9,6 → 2: 9,4 ↓	Serie 2 (K) 	1: 7,7 → 2: 10,2 ↗ 3: 9,1 ↖ 4: 9,5 ↑ 5: 7,9 ←
	Serie 18,0		Serie 42,0
	Totalt 325,0		Totalt 367,0
Skott 1 (S) 	1: 9,9 ↖	Skott 2 (S) 	1: 10,7* →
	Serie 9,0		Serie 10,0
	Totalt 376,0		Totalt 386,0
Skott 3 (S) 	1: 9,3 →	Skott 4 (S) 	1: 8,4 ↓
	Serie 9,0		Serie 8,0
	Totalt 395,0		Totalt 403,0
Skott 5 (S) 	1: 9,9 ↓		
	Serie 9,0		
	Totalt 412,0		

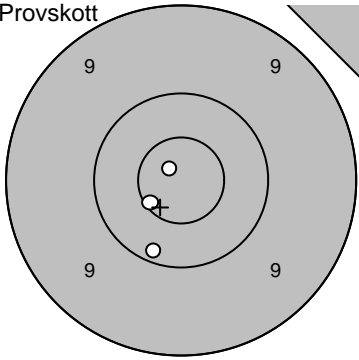
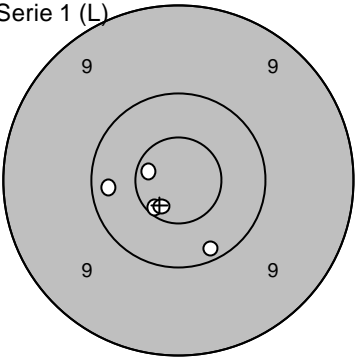
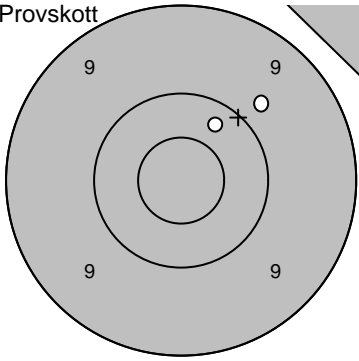
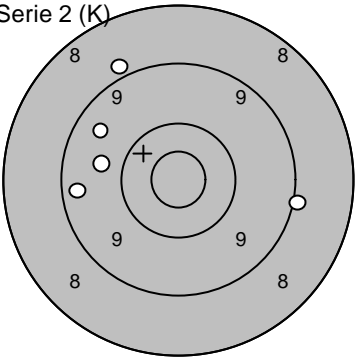
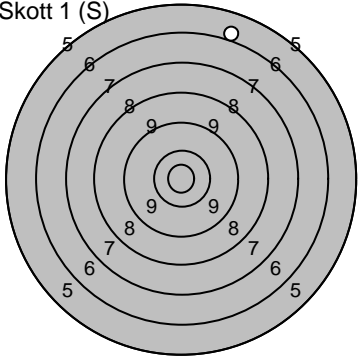
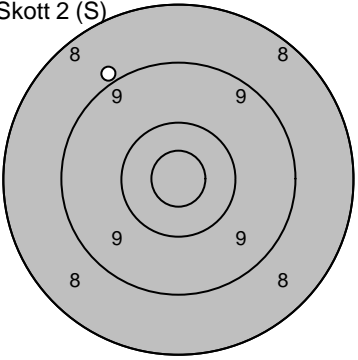
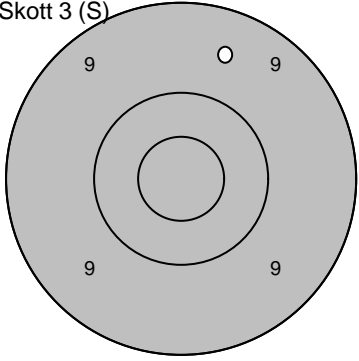
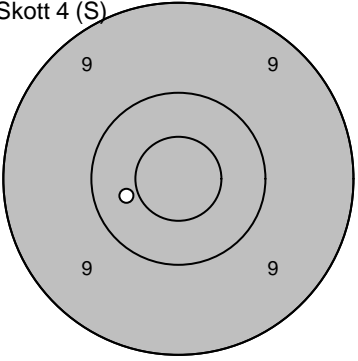
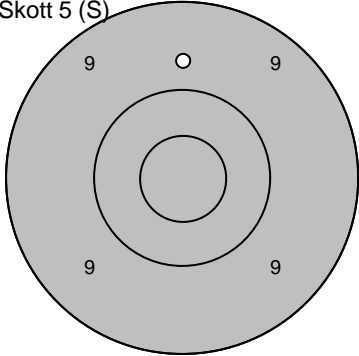
Skjutlag 3	Tavla 18	Bengt Jansson	
		Söderala	
2008-07-13		Tavelträffen B - Final - 2008	Ramselefors SKF
Provsnitt 	1: 10,5* ↘ 2: 9,9 ↗ 3: 9,8 ↘	Serie 1 (L) 	1: 10,5* ↗ 2: 9,2 ↖ 3: 10,4 ← 4: 10,2 ↙ 5: 10,3 ↓
	Serie 28,0		Serie 49,0
	Totalt 278,0		Totalt 327,0
Provsnitt 	1: 10,8* ↗ 2: 9,0 ↘	Serie 2 (K) 	1: 9,0 ↖ 2: 10,3 ↗ 3: 8,6 ↗ 4: 9,5 ↘ 5: 10,3 →
	Serie 19,0		Serie 46,0
	Totalt 327,0		Totalt 373,0
Skott 1 (S) 	1: 8,7 ↗	Skott 2 (S) 	1: 8,4 ↗
	Serie 8,0		Serie 8,0
	Totalt 381,0		Totalt 389,0
Skott 3 (S) 	1: 8,8 →	Skott 4 (S) 	1: 9,0 ↗
	Serie 8,0		Serie 9,0
	Totalt 397,0		Totalt 406,0
Skott 5 (S) 	1: 10,9* →		
	Serie 10,0		
	Totalt 416,0		

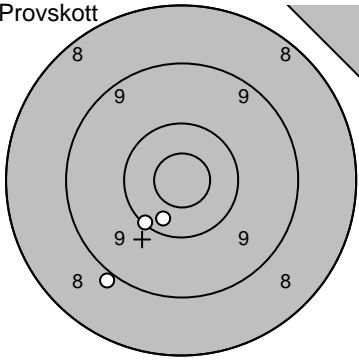
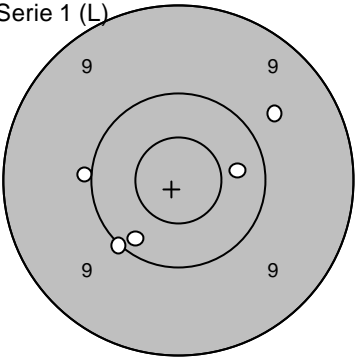
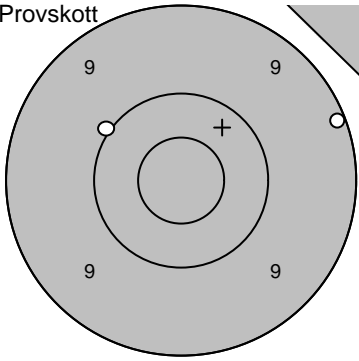
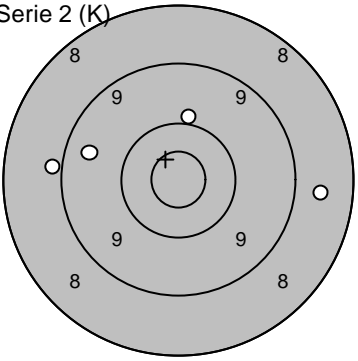
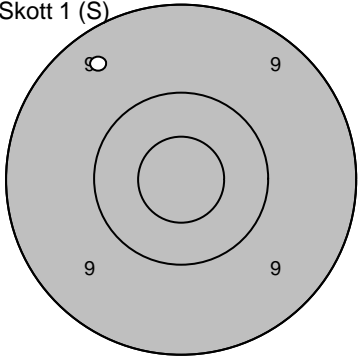
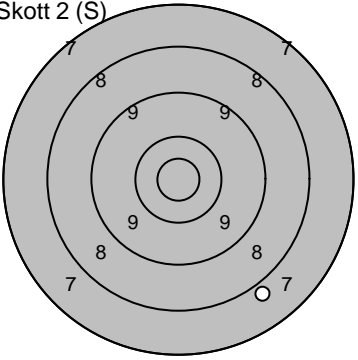
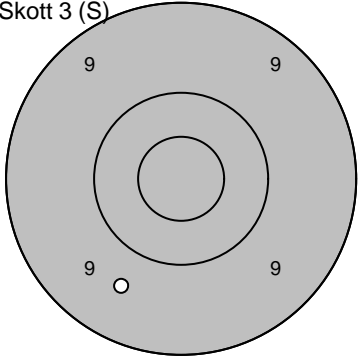
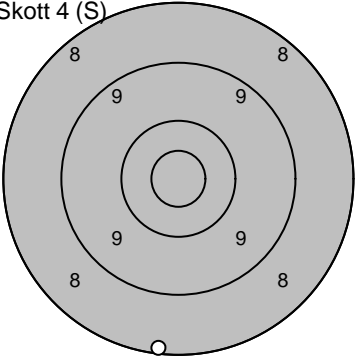
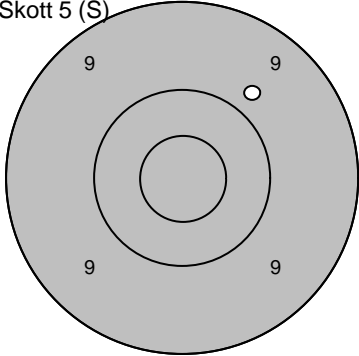
Skjutlag	Tavla	Anders Petersson	
3	19	Älmhult	
2008-07-13	Tavelträffen B - Final - 2008	Ramselefors SKF	
Provsnitt 	1: 9,8 → 2: 9,1 → 3: 9,0 →	Serie 1 (L) 	1: 10,4 ↓ 2: 9,9 ↓ 3: 9,7 ↑ 4: 8,4 ↓ 5: 9,4 ↙
	Serie 27,0 Totalt 278,0		Serie 45,0 Totalt 323,0
Provsnitt 	1: 9,6 ↓ 2: 10,0 ←	Serie 2 (K) 	1: 9,3 → 2: 10,4 → 3: 10,3 ↓ 4: 10,3 ↙ 5: 10,2 ↓
	Serie 19,0 Totalt 323,0		Serie 49,0 Totalt 372,0
Skott 1 (S) 	1: 8,6 ←	Skott 2 (S) 	1: 9,8 ↖
	Serie 8,0 Totalt 380,0		Serie 9,0 Totalt 389,0
Skott 3 (S) 	1: 7,7 ↖	Skott 4 (S) 	1: 8,2 ↖
	Serie 7,0 Totalt 396,0		Serie 8,0 Totalt 404,0
Skott 5 (S) 	1: 8,0 →		
	Serie 8,0 Totalt 412,0		

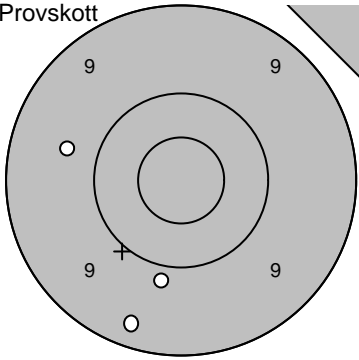
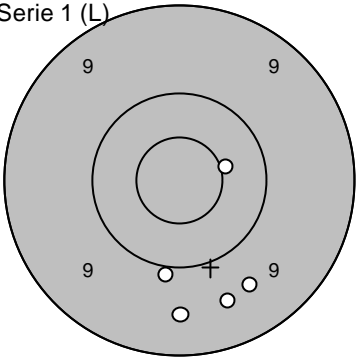
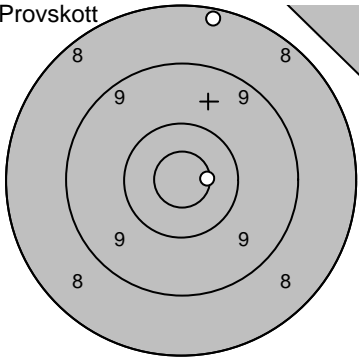
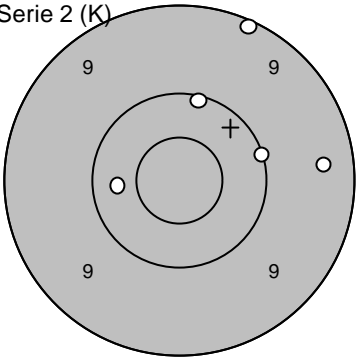
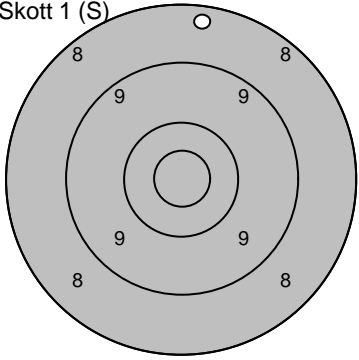
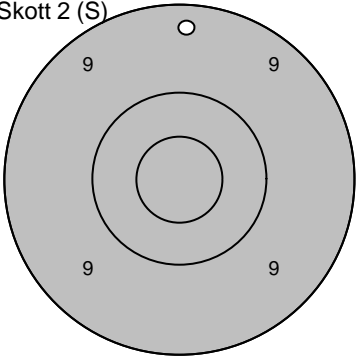
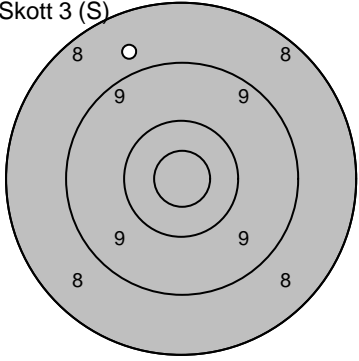
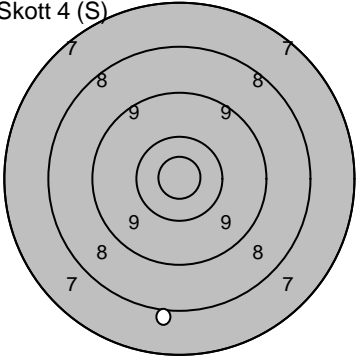
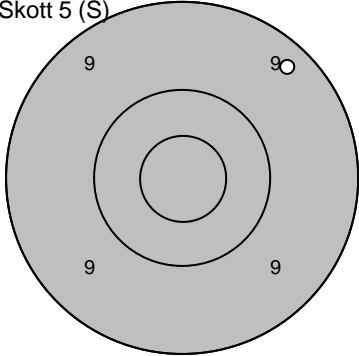
Skjutlag 3	Tavla 23	Johnny Vadebo	
		Helsingborg	
2008-07-13		Tavelträffen B - Final - 2008	
		Ramselefors SKF	
Provskott 	1: 10,3 → 2: 9,3 → 3: 10,0 →	Serie 1 (L) 	1: 10,2 ← 2: 10,1 ↗ 3: 10,7* ↗ 4: 9,3 ↗ 5: 10,2 ↗
	Serie 29,0 Totalt 277,0		Serie 49,0 Totalt 326,0
Provskott 	1: 10,3 ↑ 2: 10,2 →	Serie 2 (K) 	1: 10,1 ↓ 2: 9,4 ↗ 3: 10,1 ↗ 4: 10,7* ↗ 5: 9,3 ↗
	Serie 20,0 Totalt 326,0		Serie 48,0 Totalt 374,0
Skott 1 (S) 	1: 5,1 ←	Skott 2 (S) 	1: 9,7 ↑
	Serie 5,0 Totalt 379,0		Serie 9,0 Totalt 388,0
Skott 3 (S) 	1: 10,3 ↓	Skott 4 (S) 	1: 10,4 ←
	Serie 10,0 Totalt 398,0		Serie 10,0 Totalt 408,0
Skott 5 (S) 	1: 8,7 ←		
	Serie 8,0 Totalt 416,0		

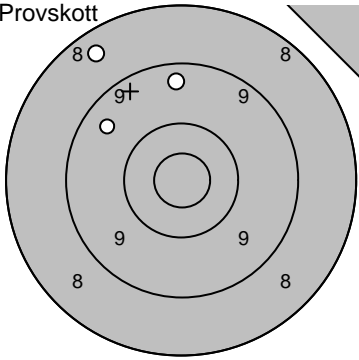
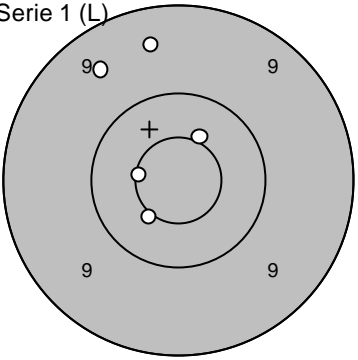
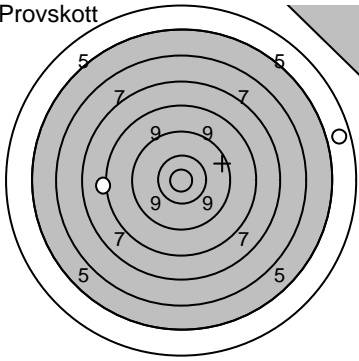
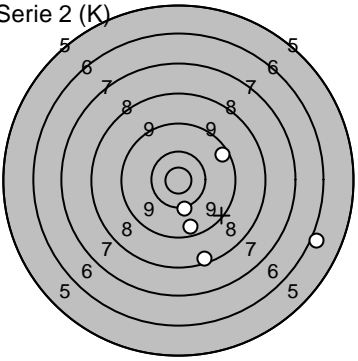
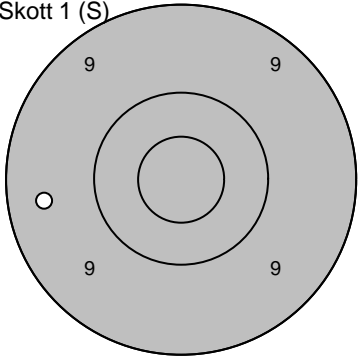
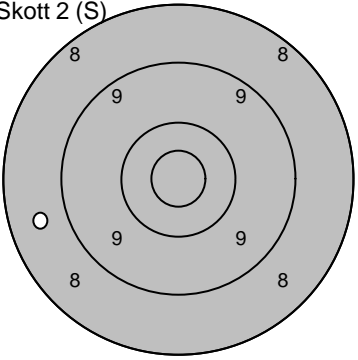
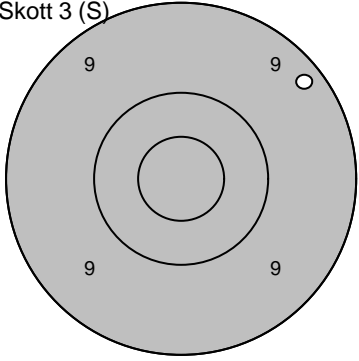
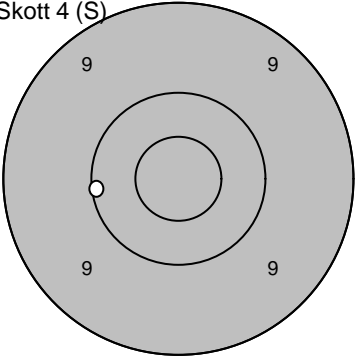
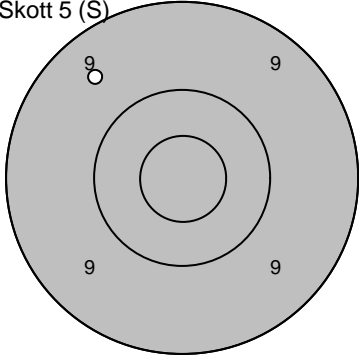
Skjutlag	Tavla	Stefan Lundqvist	
3	24		
		Ununge	
2008-07-13	Tavelträffen B - Final - 2008	Ramselefors SKF	
Provsnitt 	1: 8,4 ↑ 2: 10,3 ↗ 3: 10,7* ↑	Serie 1 (L) 	1: 10,1 ↙ 2: 9,7 ← 3: 9,9 ↓ 4: 9,2 ↓ 5: 9,0 ↓
	Serie 28,0 Totalt 277,0		Serie 46,0 Totalt 323,0
Provsnitt 	1: 9,0 ↗ 2: 7,9 →	Serie 2 (K) 	1: 9,2 → 2: 10,3 ↘ 3: 9,9 → 4: 9,8 ↘ 5: 10,6* ↙
	Serie 16,0 Totalt 323,0		Serie 47,0 Totalt 370,0
Skott 1 (S) 	1: 10,0 ↓	Skott 2 (S) 	1: 8,5 ↘
	Serie 10,0 Totalt 380,0		Serie 8,0 Totalt 388,0
Skott 3 (S) 	1: 9,0 ↙	Skott 4 (S) 	1: 8,4 ↗
	Serie 9,0 Totalt 397,0		Serie 8,0 Totalt 405,0
Skott 5 (S) 	1: 8,3 ↙		
	Serie 8,0 Totalt 413,0		

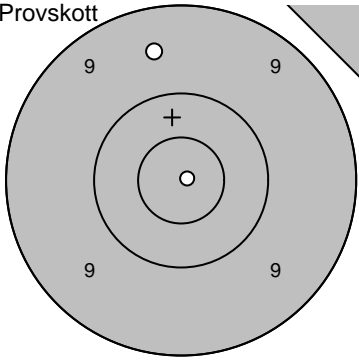
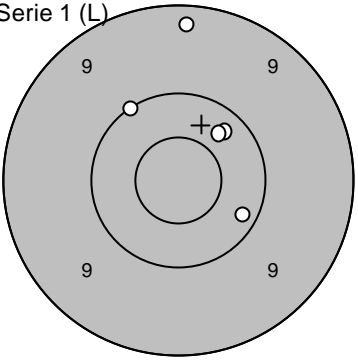
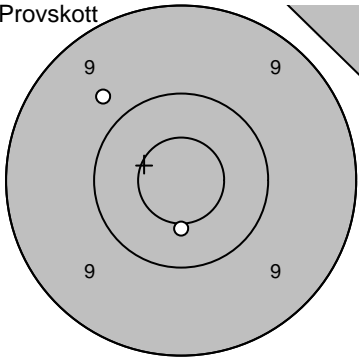
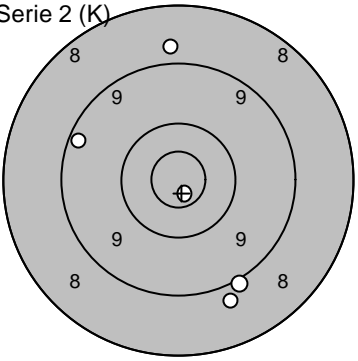
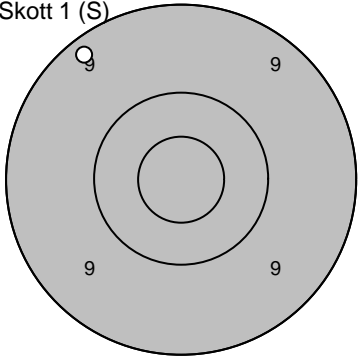
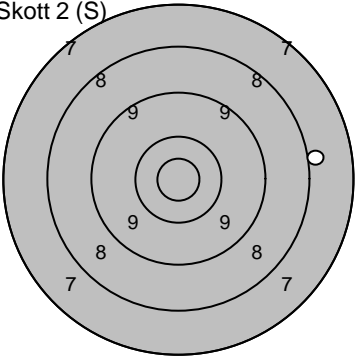
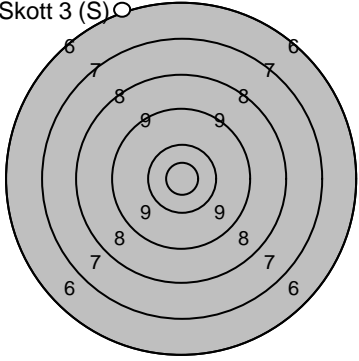
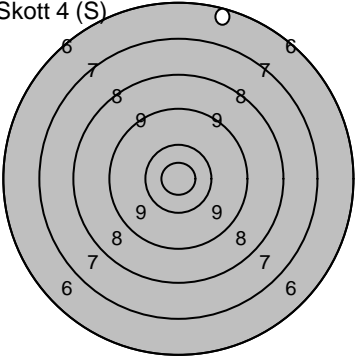
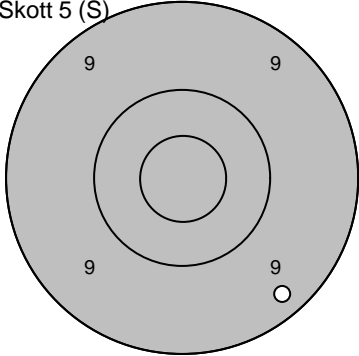
Skjutlag	Tavla	Dan-Ivan Karlsson	
2	5		
2008-07-13		Ramselefors	
2008-07-13		Tavelträffen B - Final - 2008	Ramselefors SKF
Provskott		1: 9,1 ↖ 2: 10,2 ↑ 3: 10,4 ↗	Serie 1 (L)
			
		Serie 29,0	Serie 49,0
		Totalt 279,0	Totalt 328,0
Provskott		1: 9,6 → 2: 9,7 ↓	Serie 2 (K)
			
		Serie 18,0	Serie 50,0
		Totalt 328,0	Totalt 378,0
Skott 1 (S)		1: 9,8 ↗	Skott 2 (S)
			
		Serie 9,0	Serie 9,0
		Totalt 387,0	Totalt 396,0
Skott 3 (S)		1: 7,2 ↑	Skott 4 (S)
			
		Serie 7,0	Serie 7,0
		Totalt 403,0	Totalt 410,0
Skott 5 (S)		1: 10,1 ↓	
		Serie 10,0	
		Totalt 420,0	

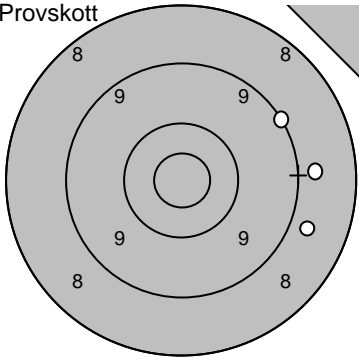
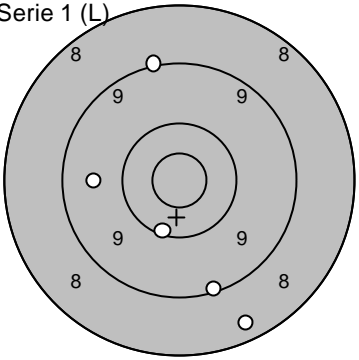
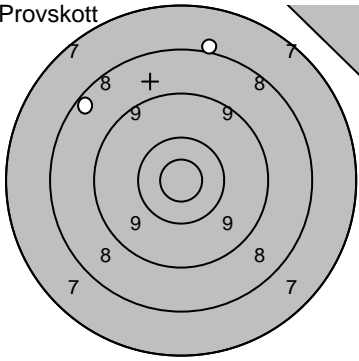
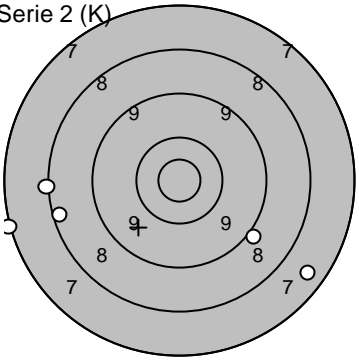
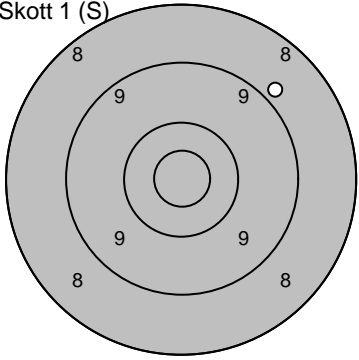
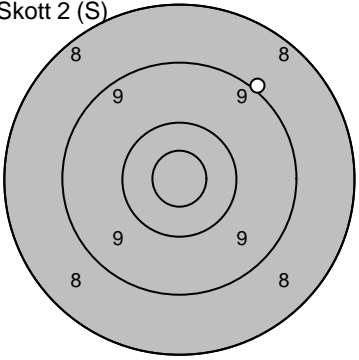
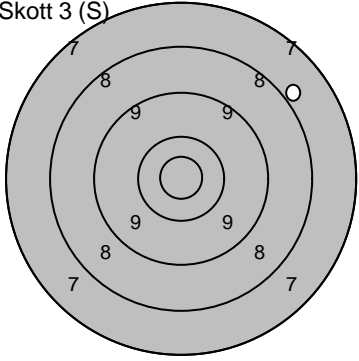
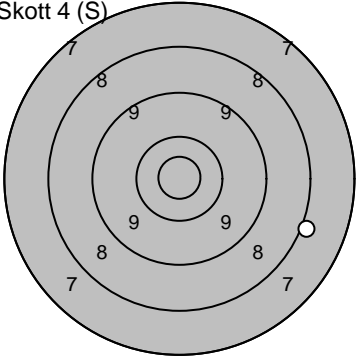
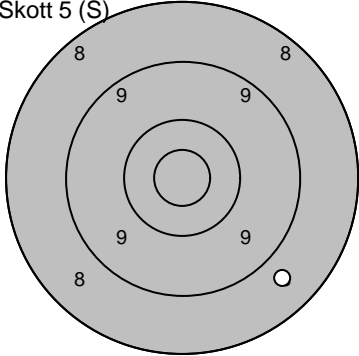
Skjutlag 2	Tavla 6	Owe Gustafsson	
		Solberga	
2008-07-13	Tavelträffen B - Final - 2008	Ramselefors SKF	
Provsnitt 	1: 10,6* ↙ 2: 10,2 ↘ 3: 10,9* ↖	Serie 1 (L) 	1: 10,3 ← 2: 10,6* ↘ 3: 10,7* ↖ 4: 10,7* ↘ 5: 10,2 ↘
	Serie 30,0 Totalt 277,0		Serie 50,0 Totalt 327,0
Provsnitt 	1: 9,8 ↗ 2: 10,3 ↗	Serie 2 (K) 	1: 9,5 ↖ 2: 9,4 ← 3: 9,0 ↘ 4: 8,9 ↗ 5: 9,8 ↖
	Serie 19,0 Totalt 327,0		Serie 44,0 Totalt 371,0
Skott 1 (S) 	1: 6,0 ↗	Skott 2 (S) 	1: 9,0 ↖
	Serie 6,0 Totalt 377,0		Serie 9,0 Totalt 386,0
Skott 3 (S) 	1: 9,6 ↗	Skott 4 (S) 	1: 10,4 ←
	Serie 9,0 Totalt 395,0		Serie 10,0 Totalt 405,0
Skott 5 (S) 	1: 9,7 ↗		
	Serie 9,0 Totalt 414,0		

Skjutlag 2	Tavla 9	Jan-Erik Karlsson	
		Ramselefors	
2008-07-13	Tavelträffen B - Final - 2008	Ramselefors SKF	
Provsjott 	1: 10,4 ↙ 2: 9,0 ↙ 3: 10,1 ↙	Serie 1 (L) 	1: 9,7 ↗ 2: 10,0 ↙ 3: 10,2 ↙ 4: 10,4 → 5: 10,0 ←
	Serie 29,0		Serie 49,0
	Totalt 275,0		Totalt 324,0
Provsjott 	1: 9,2 → 2: 10,0 ↗	Serie 2 (K) 	1: 8,7 → 2: 8,9 ← 3: 10,0 ↑ 4: 9,5 ←
	Serie 19,0		Serie 35,0
	Totalt 324,0		Totalt 359,0
Skott 1 (S) 	1: 9,4 ↖	Skott 2 (S) 	1: 7,9 ↘
	Serie 9,0		Serie 7,0
	Totalt 368,0		Totalt 375,0
Skott 3 (S) 	1: 9,6 ↙	Skott 4 (S) 	1: 8,2 ↓
	Serie 9,0		Serie 8,0
	Totalt 384,0		Totalt 392,0
Skott 5 (S) 	1: 9,8 ↗		
	Serie 9,0		
	Totalt 401,0		

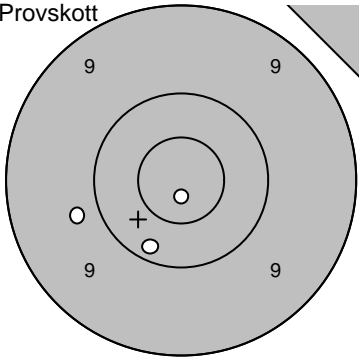
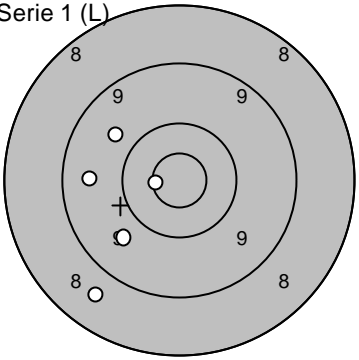
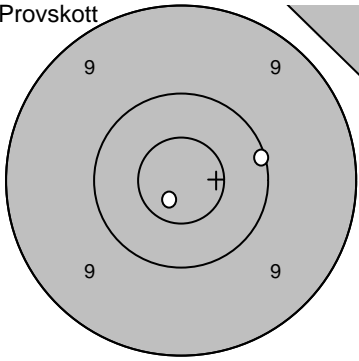
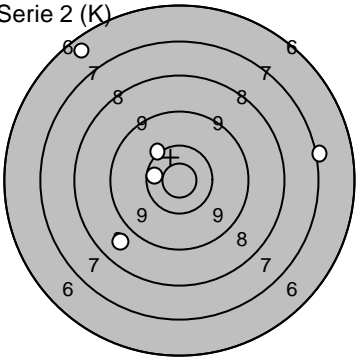
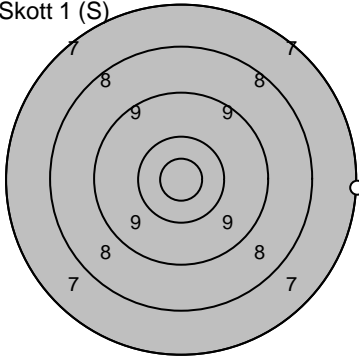
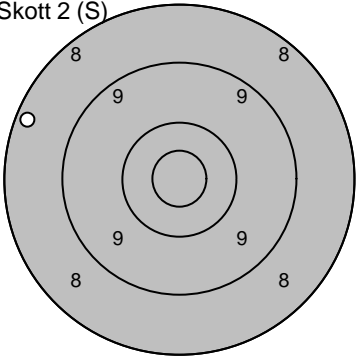
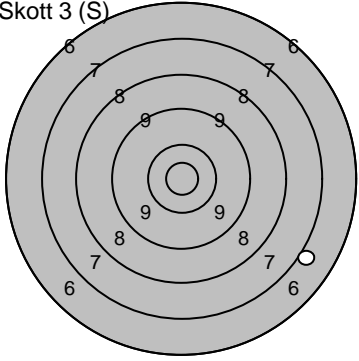
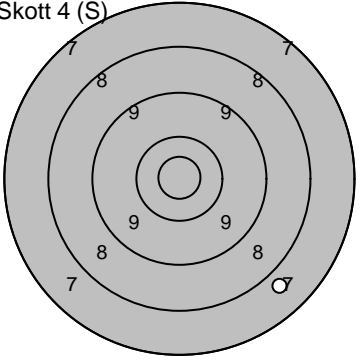
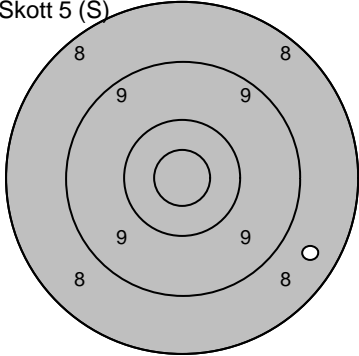
Skjutlag 2	Tavla 13	Fredrik Forsgren	
		Ramselefors	
2008-07-13	Tavelträffen B - Final - 2008	Ramselefors SKF	
Provsnitt 	1: 9,7 ← 2: 9,3 ↓ 3: 9,9 ↓	Serie 1 (L) 	1: 10,5* → 2: 10,0 ↓ 3: 9,6 ↘ 4: 9,5 ↓ 5: 9,6 ↓
	Serie 27,0		Serie 47,0
	Totalt 272,0		Totalt 319,0
Provsnitt 	1: 8,3 ↑ 2: 10,6* →	Serie 2 (K) 	1: 9,4 → 2: 10,1 ↑ 3: 10,1 → 4: 10,3 ← 5: 9,1 ↑
	Serie 18,0		Serie 48,0
	Totalt 319,0		Totalt 367,0
Skott 1 (S) 	1: 8,4 ↑	Skott 2 (S) 	1: 9,3 ↑
	Serie 8,0		Serie 9,0
	Totalt 375,0		Totalt 384,0
Skott 3 (S) 	1: 8,8 ↖	Skott 4 (S) 	1: 8,0 ↓
	Serie 8,0		Serie 8,0
	Totalt 392,0		Totalt 400,0
Skott 5 (S) 	1: 9,3 ↗		
	Serie 9,0		
	Totalt 409,0		

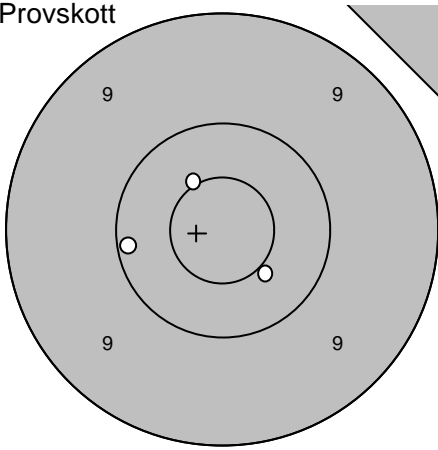
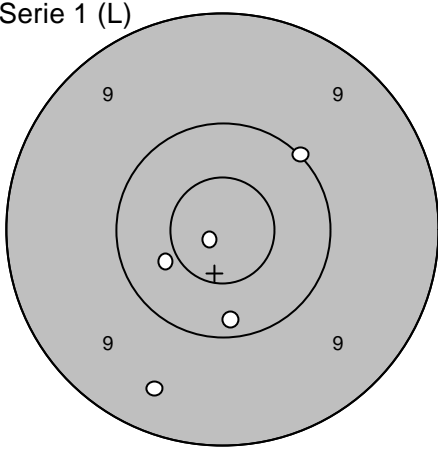
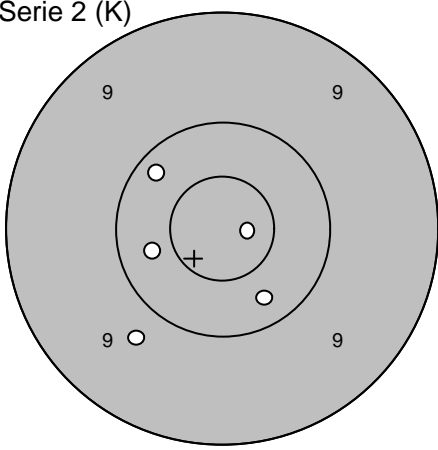
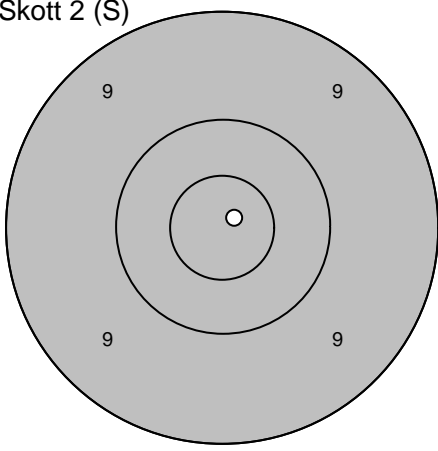
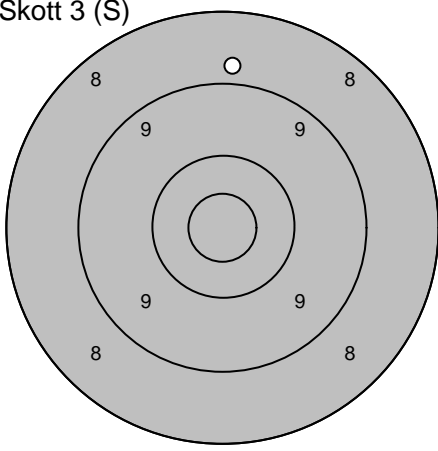
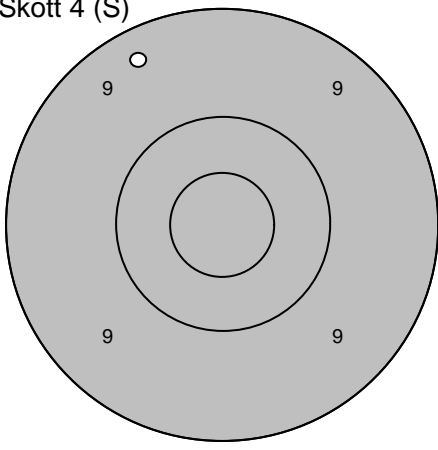
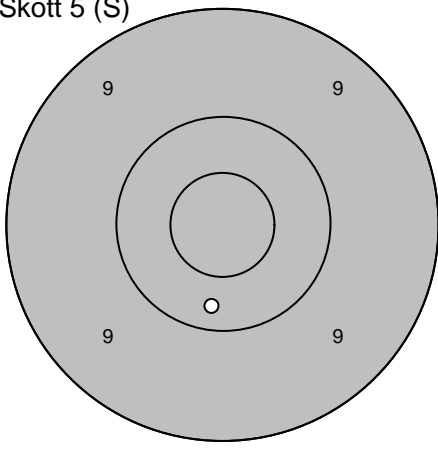
Skjutlag 2	Tavla 14	Lennart Jacobsson	
		Ramselefors	
2008-07-13	Tavelträffen B - Final - 2008	Ramselefors SKF	
Provsnitt 	1: 9,4 ↑ 2: 9,5 ↗ 3: 8,5 ↗	Serie 1 (L) 	1: 10,6* ← 2: 9,5 ↗ 3: 10,5* ↗ 4: 9,5 ↑ 5: 10,5* ↓
	Serie 26,0		Serie 48,0
	Totalt 272,0		Totalt 320,0
Provsnitt 	1: 8,2 ← 2: 4,8 →	Serie 2 (K) 	1: 9,5 → 2: 8,4 ↓ 3: 9,6 ↓ 4: 6,1 → 5: 10,2 ↓
	Serie 12,0		Serie 42,0
	Totalt 320,0		Totalt 362,0
Skott 1 (S) 	1: 9,5 ←	Skott 2 (S) 	1: 8,6 ←
	Serie 9,0		Serie 8,0
	Totalt 371,0		Totalt 379,0
Skott 3 (S) 	1: 9,3 ↗	Skott 4 (S) 	1: 10,1 ←
	Serie 9,0		Serie 10,0
	Totalt 388,0		Totalt 398,0
Skott 5 (S) 	1: 9,5 ↗		
	Serie 9,0		
	Totalt 407,0		

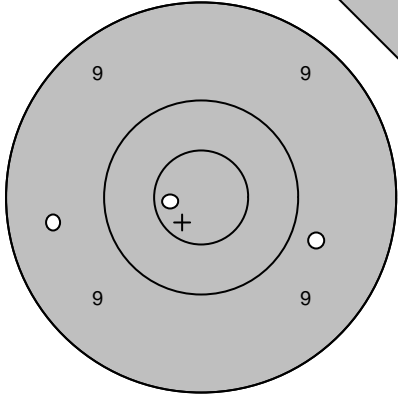
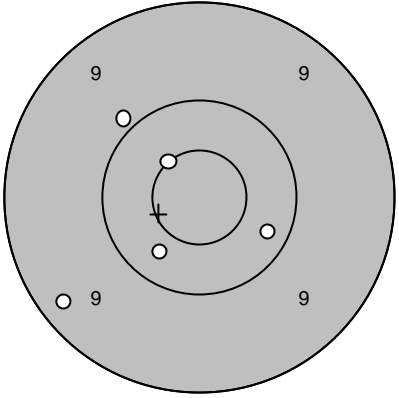
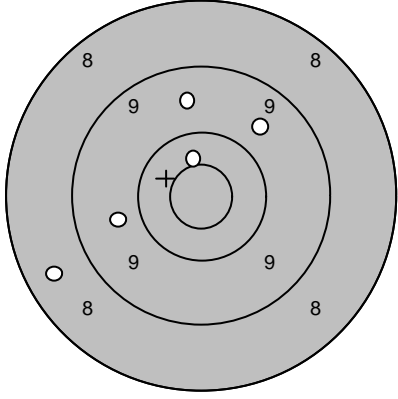
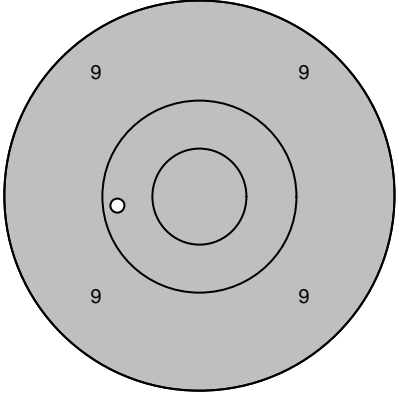
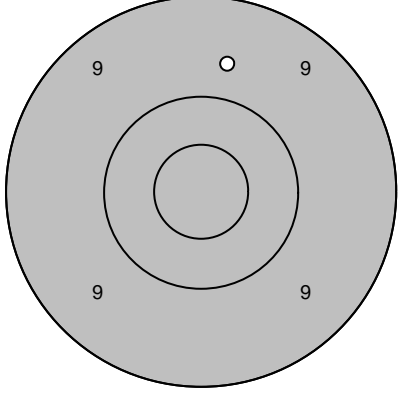
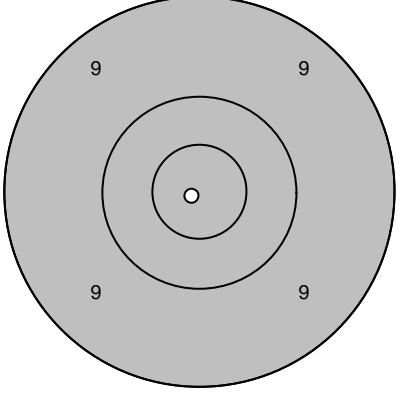
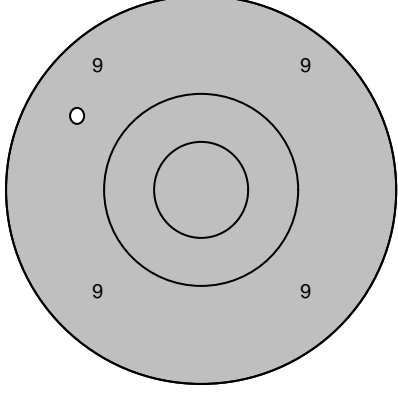
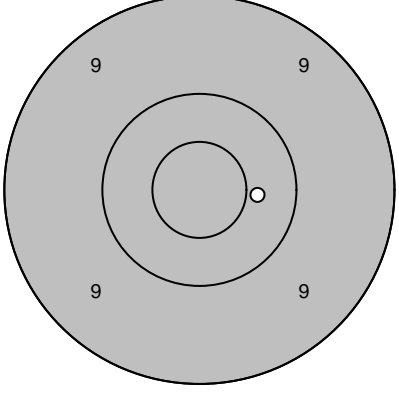
Skjutlag 2	Tavla 16	Kjell Marklund	
		S 3	
2008-07-13		Tavelträffen B - Final - 2008	Ramselefors SKF
Provsnitt 	1: 10,9* → 2: 9,6 ↑	Serie 1 (L) 	1: 9,3 ↑ 2: 10,2 ↘ 3: 10,3 ↗ 4: 10,1 ↗ 5: 10,3 ↗
	Serie 19,0 Totalt 278,0		Serie 49,0 Totalt 327,0
Provsnitt 	1: 10,5* ↓ 2: 9,8 ↗	Serie 2 (K) 	1: 8,8 ↑ 2: 10,8* ↓ 3: 9,0 ↓ 4: 9,3 ↗ 5: 8,9 ↓
	Serie 19,0 Totalt 327,0		Serie 44,0 Totalt 371,0
Skott 1 (S) 	1: 9,3 ↗	Skott 2 (S) 	1: 8,0 →
	Serie 9,0 Totalt 380,0		Serie 8,0 Totalt 388,0
Skott 3 (S) O 	1: 6,1 ↑	Skott 4 (S) 	1: 6,4 ↑
	Serie 6,0 Totalt 394,0		Serie 6,0 Totalt 400,0
Skott 5 (S) 	1: 9,3 ↘		
	Serie 9,0 Totalt 409,0		

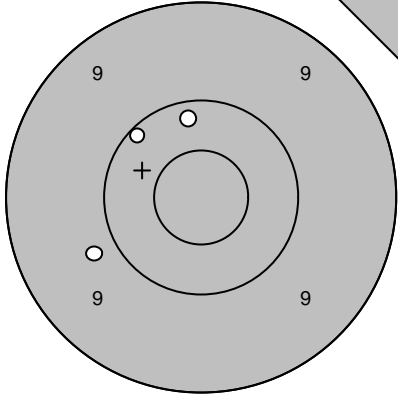
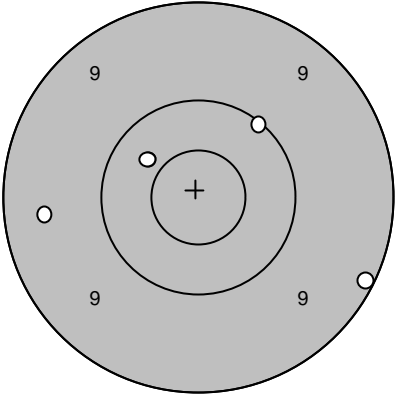
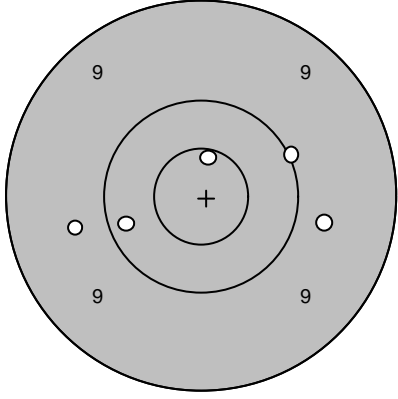
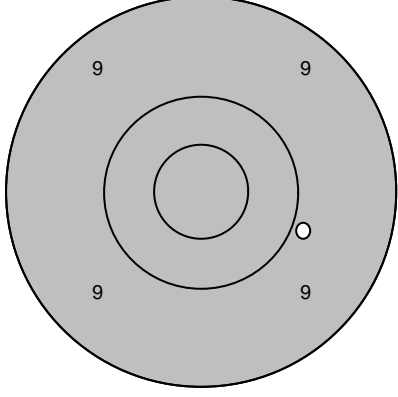
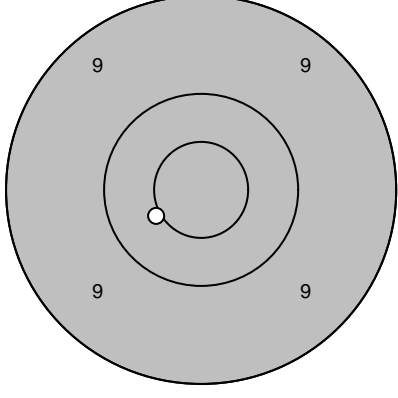
Skjutlag 2	Tavla 20	Jonas Bromihn	
		Älmhult	
2008-07-13		Tavelträffen B - Final - 2008	Ramselefors SKF
Provsnitt 	1: 9,1 → 2: 8,8 → 3: 8,8 →	Serie 1 (L) 	1: 9,6 ← 2: 10,2 ↓ 3: 8,4 ↓ 4: 9,2 ↓ 5: 9,1 ↑
Serie 25,0		Serie 45,0	
Totalt 267,0		Totalt 312,0	
Provsnitt 	1: 8,1 ↑ 2: 8,4 ↖	Serie 2 (K) 	1: 9,0 → 2: 7,6 ↘ 3: 8,1 ← 4: 8,3 ← 5: 7,1 ←
Serie 16,0		Serie 39,0	
Totalt 312,0		Totalt 351,0	
Skott 1 (S) 	1: 8,9 ↗	Skott 2 (S) 	1: 9,0 ↗
Serie 8,0		Serie 9,0	
Totalt 359,0		Totalt 368,0	
Skott 3 (S) 	1: 7,9 ↗	Skott 4 (S) 	1: 8,0 →
Serie 7,0		Serie 8,0	
Totalt 375,0		Totalt 383,0	
Skott 5 (S) 	1: 8,7 ↘		
Serie 8,0			
Totalt 391,0			

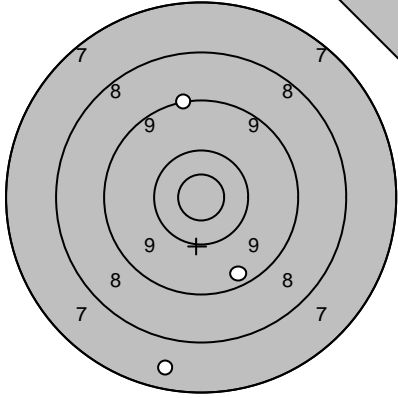
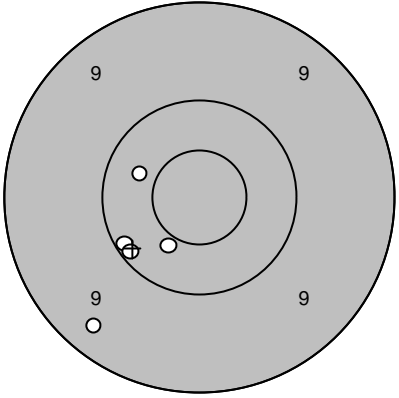
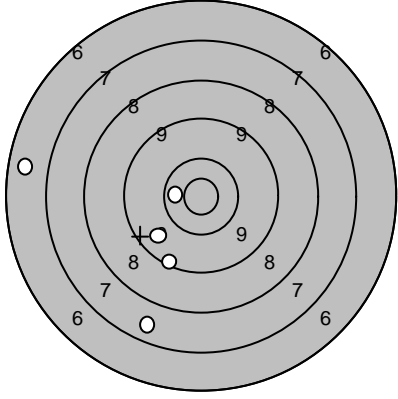
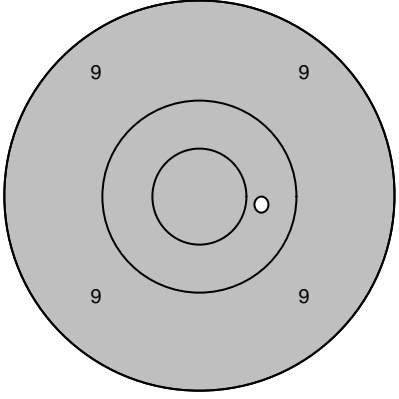
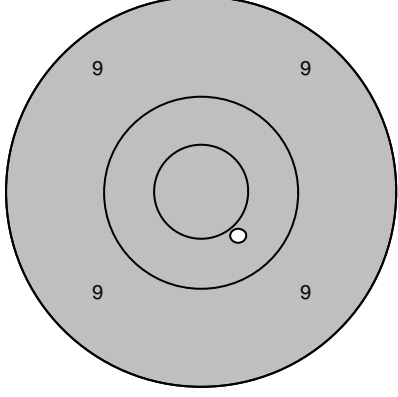
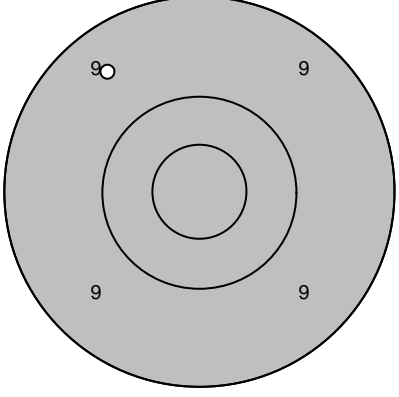
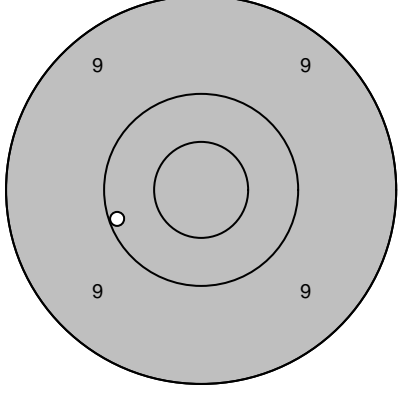
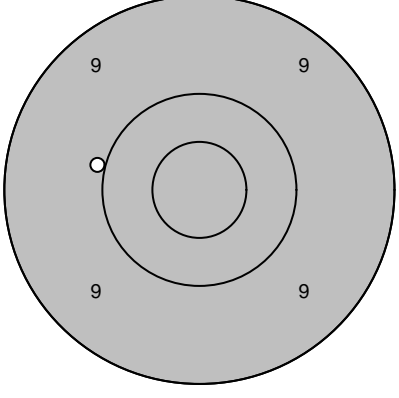
Skjutlag 2	Tavla 21	Roger Hjalström	
		Ununge	
2008-07-13	Tavelträffen B - Final - 2008	Ramselefors SKF	
Provskott 	1: 9,2 ← 2: 10,0 ↙ 3: 9,6 ←	Serie 1 (L) 	1: 10,3 ↙ 2: 9,9 ↗ 3: 9,8 ↗ 4: 10,5* ↙ 5: 10,6* ↗
	Serie 28,0 Totalt 266,0		Serie 48,0 Totalt 314,0
Provskott 	1: 9,1 ↗ 2: 9,5 ↖	Serie 2 (K) 	1: 7,3 ↗ 2: 10,1 ↗ 3: 9,3 ↘ 4: 9,4 ↗ 5: 8,8 →
	Serie 18,0 Totalt 314,0		Serie 43,0 Totalt 357,0
Skott 1 (S) 	1: 2,2 →	Skott 2 (S) 	1: 6,2 →
	Serie 2,0 Totalt 359,0		Serie 6,0 Totalt 365,0
Skott 3 (S) 	1: 9,3 ↖	Skott 4 (S) 	1: 5,3 →
	Serie 9,0 Totalt 374,0		Serie 5,0 Totalt 379,0
Skott 5 (S) 	1: 9,7 ↘		
	Serie 9,0 Totalt 388,0		

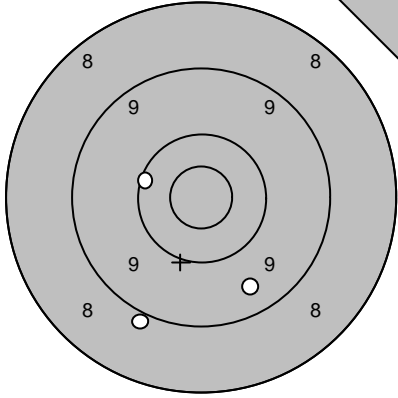
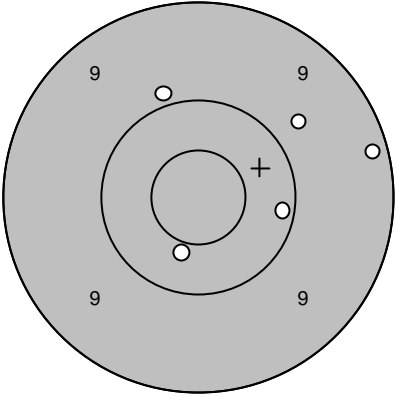
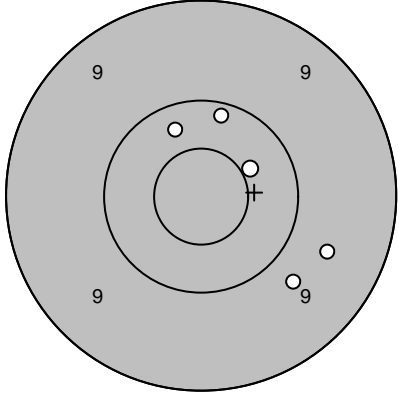
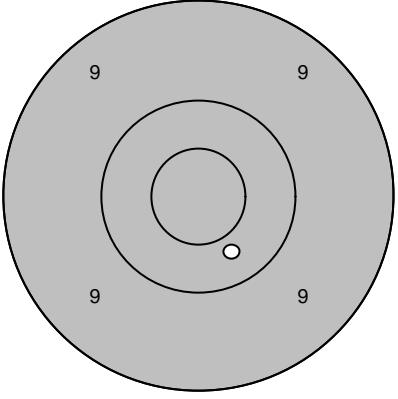
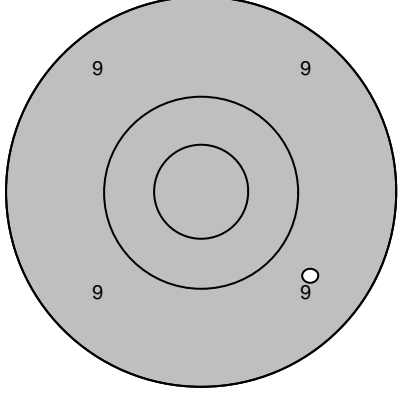
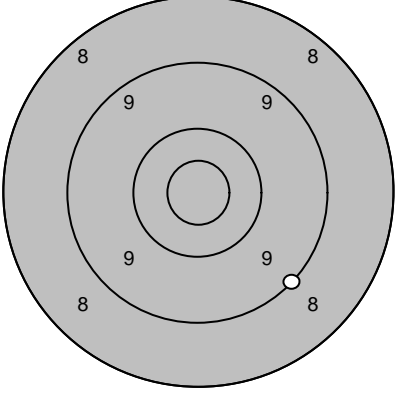
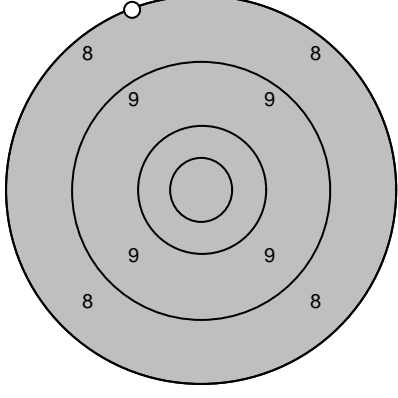
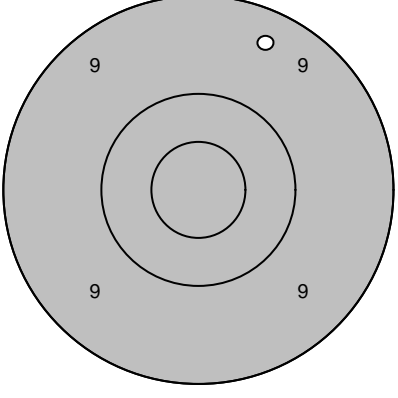
Skjutlag 2	Tavla 22	Peter Lundqvist	
		Ununge	
2008-07-13		Tavelträffen B - Final - 2008	Ramselefors SKF
Provsnitt 	1: 10,9* 2: 9,8 3: 10,2	Serie 1 (L) 	1: 9,8 2: 10,7* 3: 8,7 4: 9,6 5: 9,7
	Serie 29,0 Totalt 263,0		Serie 45,0 Totalt 308,0
Provsnitt 	1: 10,1 2: 10,8*	Serie 2 (K) 	1: 7,1 2: 6,6 3: 10,5* 4: 8,8 5: 10,2
	Serie 20,0 Totalt 308,0		Serie 41,0 Totalt 349,0
Skott 1 (S) 	1: 7,1	Skott 2 (S) 	1: 8,3
	Serie 7,0 Totalt 356,0		Serie 8,0 Totalt 364,0
Skott 3 (S) 	1: 7,0	Skott 4 (S) 	1: 7,8
	Serie 7,0 Totalt 371,0		Serie 7,0 Totalt 378,0
Skott 5 (S) 	1: 8,6		
	Serie 8,0 Totalt 386,0		

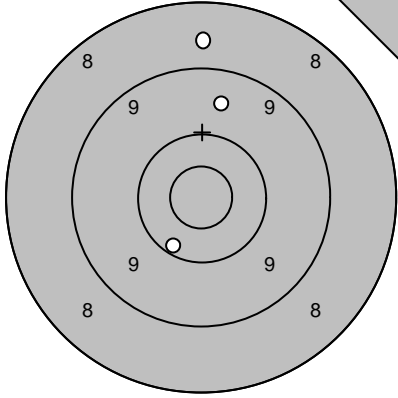
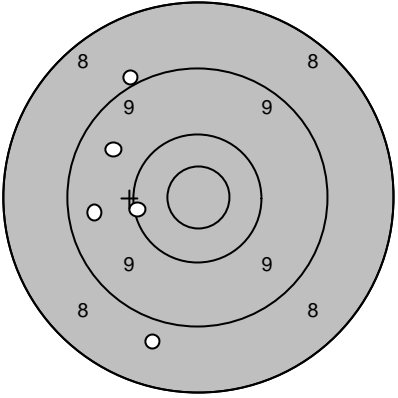
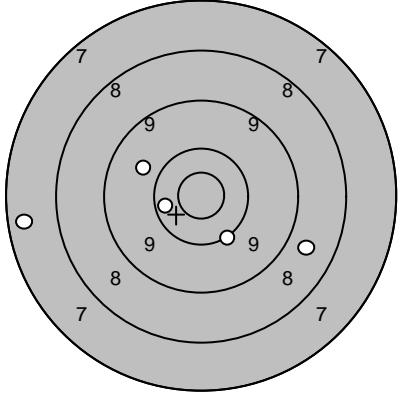
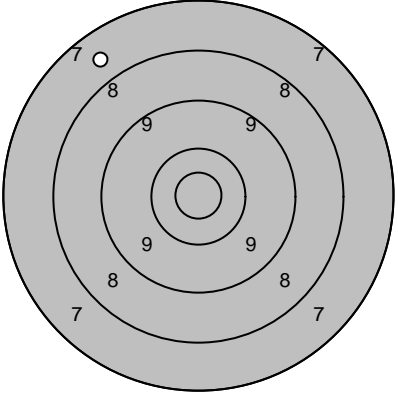
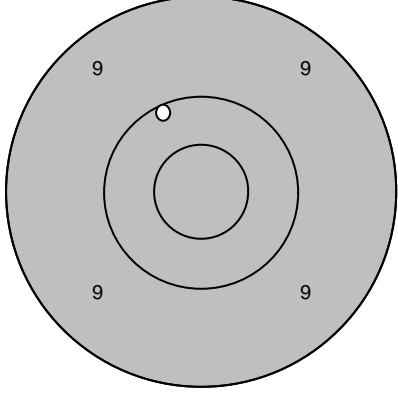
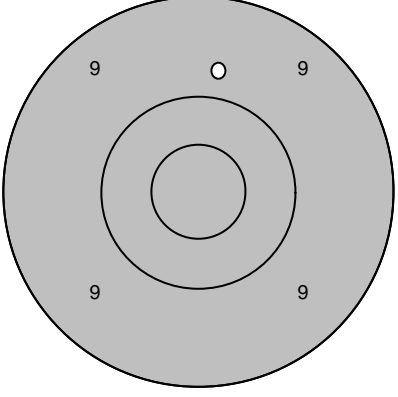
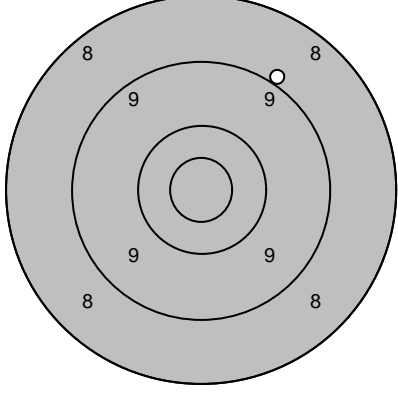
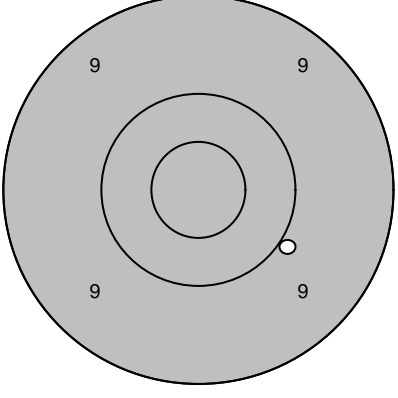
Skjutlag	Tavla	Stefan Thorin			
1	1				
		Umeå			
2008-07-13	Tavelträffen B - Final - 2008	Ramselefors SKF			
Provskott		1: 10,5* ↘ 2: 10,5* ↗ 3: 10,1 ←	Serie 1 (L) 	1: 10,9* ↙ 2: 9,4 ↓ 3: 10,2 ↓ 4: 10,4 ↙ 5: 10,0 ↗	
	Serie 30,0 Totalt 288,0		Serie 49,0 Totalt 337,0		
Serie 2 (K)		1: 10,2 ↖ 2: 10,4 ← 3: 10,8* → 4: 9,8 ↙ 5: 10,3 ↓	Skott 1 (S)	1: 10,8* ↗	
	Serie 49,0 Totalt 386,0		Serie 10,0 Totalt 396,0		
Skott 2 (S)		1: 10,9* ↗	Skott 3 (S)		1: 8,8 ↑
	Serie 10,0 Totalt 406,0		Serie 8,0 Totalt 414,0		
Skott 4 (S)		1: 9,3 ↖	Skott 5 (S)		1: 10,3 ↓
	Serie 9,0 Totalt 423,0		Serie 10,0 Totalt 433,0		

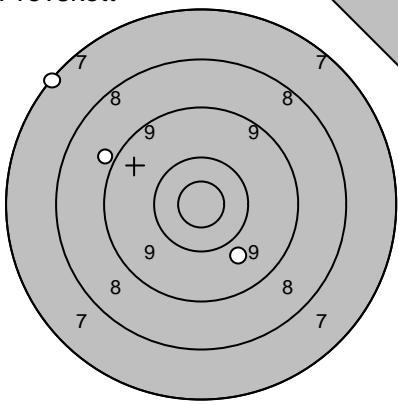
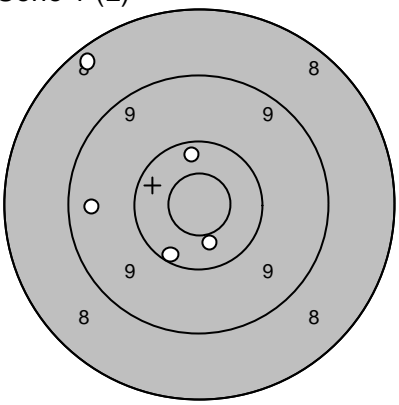
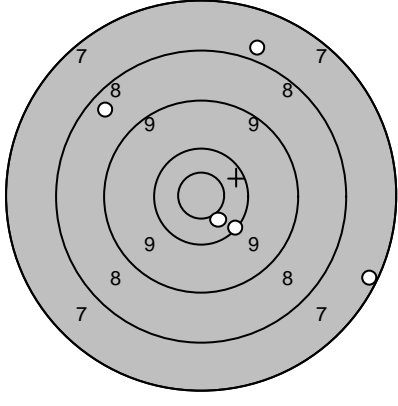
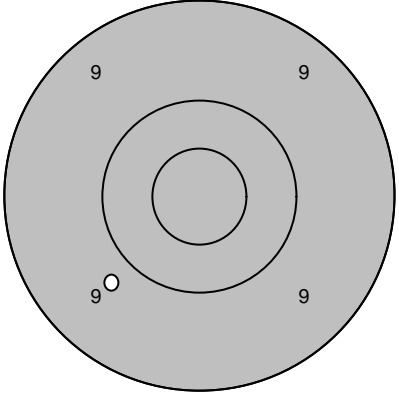
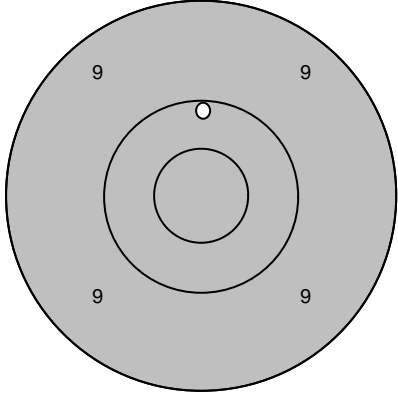
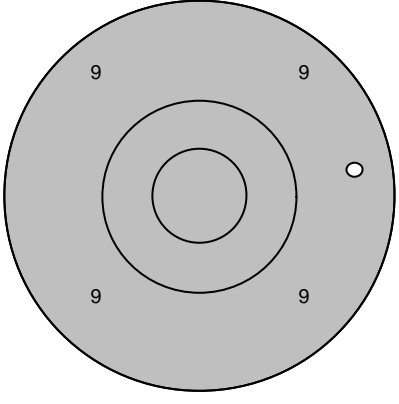
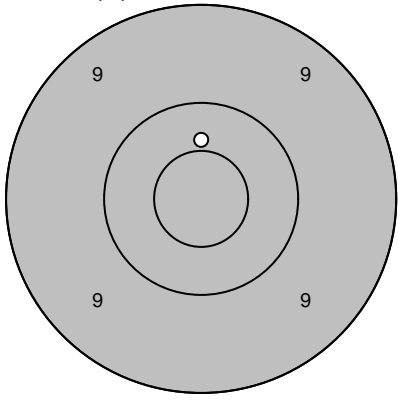
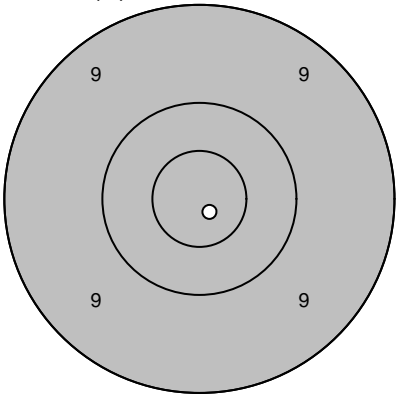
Skjutlag	Tavla	Magnus Lejonclou	
1	6	Ramselefors	
2008-07-13	Tavelträffen B - Final - 2008	Ramselefors SKF	
Provskott		1: 9,5 ← 2: 9,8 → 3: 10,7* ←	Serie 1 (L) 
	Serie 28,0 Totalt 291,0	1: 9,9 ↗ 2: 10,4 ↘ 3: 9,3 ↙ 4: 10,6* ↗ 5: 10,3 ↘	Serie 48,0 Totalt 339,0
Serie 2 (K)		1: 9,6 ↑ 2: 9,8 ← 3: 8,5 ↙ 4: 9,7 ↗ 5: 10,5* ↑	Skott 1 (S) 
	Serie 45,0 Totalt 384,0	1: 10,2 ←	Serie 10,0 Totalt 394,0
Skott 2 (S)		1: 9,7 ↑	Skott 3 (S) 
	Serie 9,0 Totalt 403,0	1: 10,9* ↙	Serie 10,0 Totalt 413,0
Skott 4 (S)		1: 9,6 ↖	Skott 5 (S) 
	Serie 9,0 Totalt 422,0	1: 10,4 →	Serie 10,0 Totalt 432,0

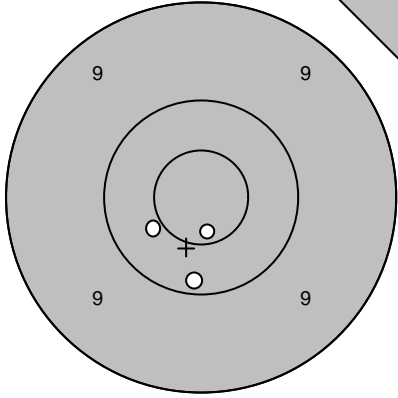
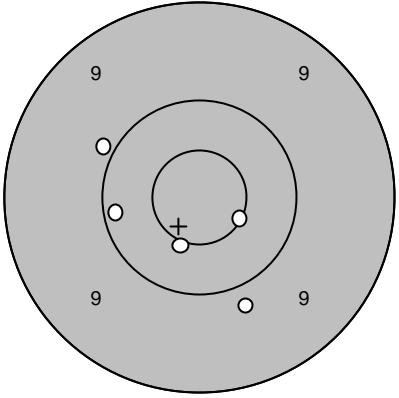
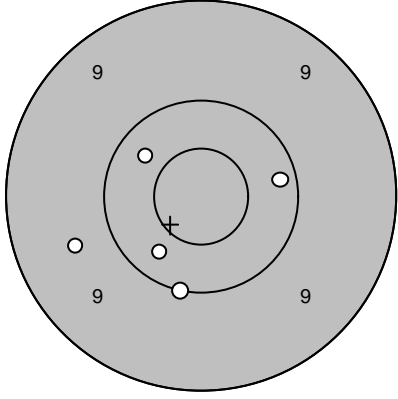
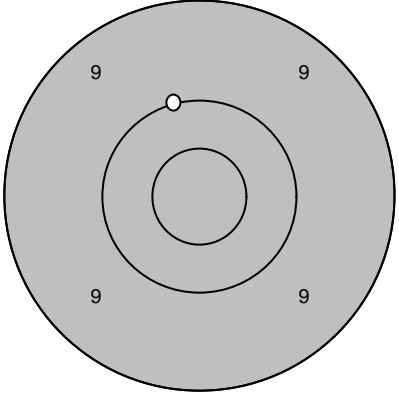
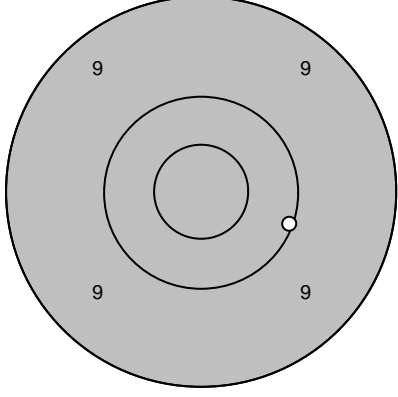
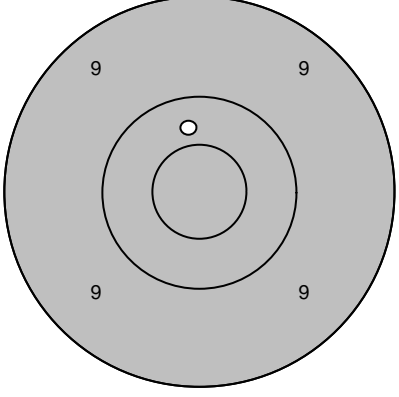
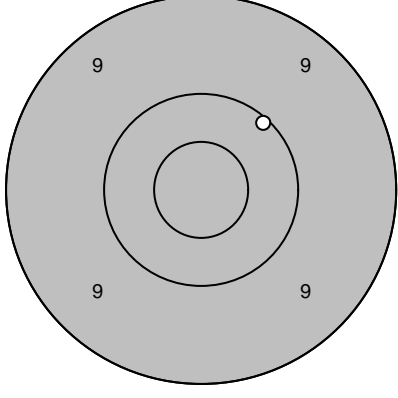
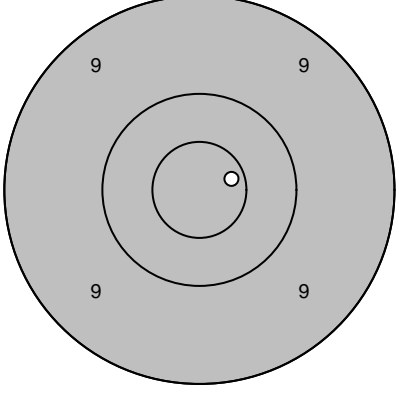
Skjutlag 1	Tavla 7	Jennie Ericson	
		Loos	
2008-07-13	Tavelträffen B - Final - 2008	Ramselefors SKF	
Provskott		1: 10,2 ↑ 2: 10,1 ↘ 3: 9,8 ←	Serie 1 (L) 
			1: 10,4 ↗ 2: 9,5 ← 3: 10,1 ↗ 4: 9,1 ↘ 5: 10,4 ↗
		Serie 29,0	Serie 48,0
		Totalt 287,0	Totalt 335,0
Serie 2 (K)		1: 10,0 → 2: 9,7 → 3: 9,7 ← 4: 10,2 ← 5: 10,6* ↑	Skott 1 (S)
			1: 10,2 ↘
		Serie 48,0	Serie 10,0
		Totalt 383,0	Totalt 393,0
Skott 2 (S)		1: 9,9 →	Skott 3 (S)
			1: 10,2 ←
		Serie 9,0	Serie 10,0
		Totalt 402,0	Totalt 412,0
Skott 4 (S)		1: 10,5* ↙	Skott 5 (S)
			1: 9,9 ↘
		Serie 10,0	Serie 9,0
		Totalt 422,0	Totalt 431,0

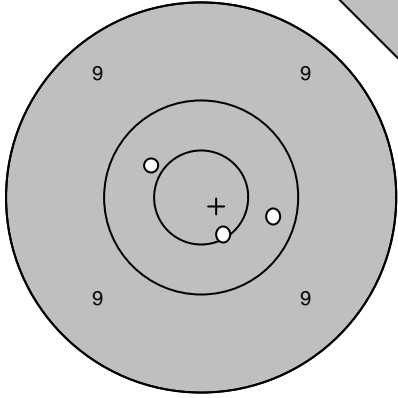
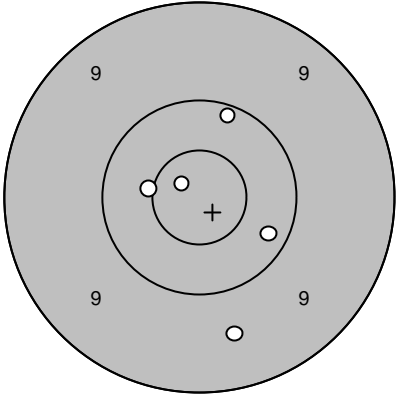
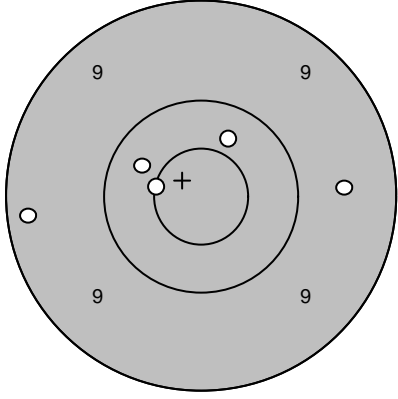
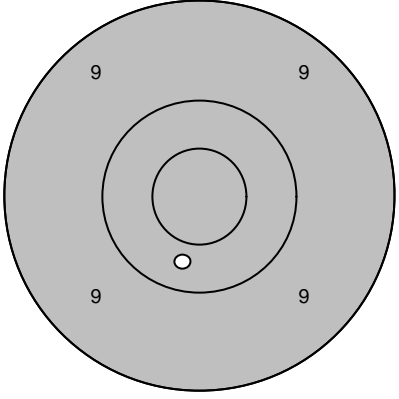
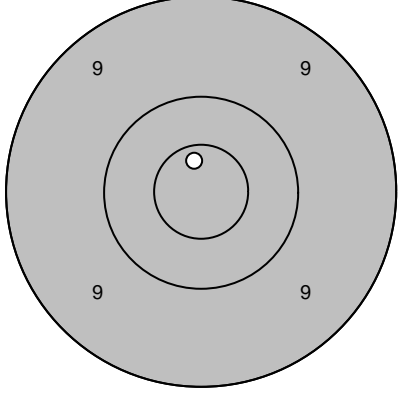
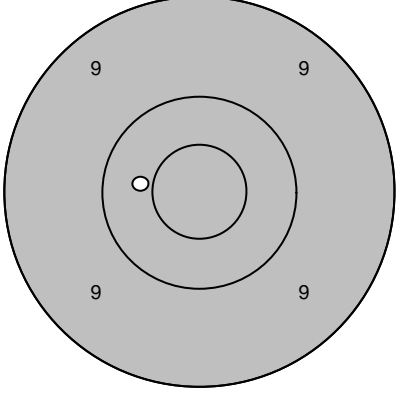
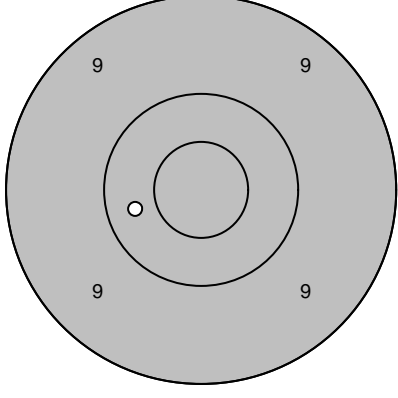
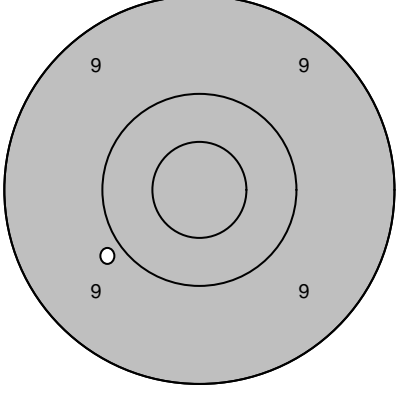
Skjutlag	Tavla	Petter Ivarsson	
1	8		
Loos			
2008-07-13	Tavelträffen B - Final - 2008	Ramselefors SKF	
Provsnitt		1: 7,6 ↓ 2: 9,4 ↓ 3: 9,1 ↑	Serie 1 (L) 
	Serie 25,0 Totalt 286,0	1: 10,4 ↘ 2: 10,4 ↙ 3: 10,1 ↘ 4: 10,1 ↘ 5: 9,3 ↘	Serie 49,0 Totalt 335,0
Serie 2 (K)		1: 6,6 ← 2: 7,6 ↓ 3: 9,3 ↓ 4: 9,7 ↘ 5: 10,5* ←	Skott 1 (S) 
	Serie 41,0 Totalt 376,0	1: 10,4 ↘	Serie 10,0 Totalt 386,0
Skott 2 (S)		1: 10,4 ↘	Skott 3 (S) 
	Serie 10,0 Totalt 396,0	1: 9,5 ↖	Serie 9,0 Totalt 405,0
Skott 4 (S)		1: 10,1 ←	Skott 5 (S) 
	Serie 10,0 Totalt 415,0	1: 10,0 ←	Serie 10,0 Totalt 425,0

Skjutlag 1	Tavla 12	Leif Sigfridsson	
		Ramselefors	
2008-07-13		Tavelträffen B - Final - 2008	Ramselefors SKF
Provskott 	1: 9,0 ↘ 2: 10,2 ↙ 3: 9,5 ↘	Serie 1 (L) 	1: 10,2 → 2: 9,8 ↗ 3: 9,9 ↑ 4: 10,4 ↓ 5: 9,2 →
	Serie 28,0		Serie 47,0
	Totalt 273,0		Totalt 320,0
Serie 2 (K) 	1: 10,2 ↑ 2: 9,7 ↘ 3: 10,5* ↗ 4: 9,6 ↘ 5: 10,3 ↗	Skott 1 (S) 	1: 10,4 ↘
	Serie 48,0		Serie 10,0
	Totalt 368,0		Totalt 378,0
Skott 2 (S) 	1: 9,6 ↘	Skott 3 (S) 	1: 9,1 ↘
	Serie 9,0		Serie 9,0
	Totalt 387,0		Totalt 396,0
Skott 4 (S) 	1: 8,1 ↗	Skott 5 (S) 	1: 9,4 ↑
	Serie 8,0		Serie 9,0
	Totalt 404,0		Totalt 413,0

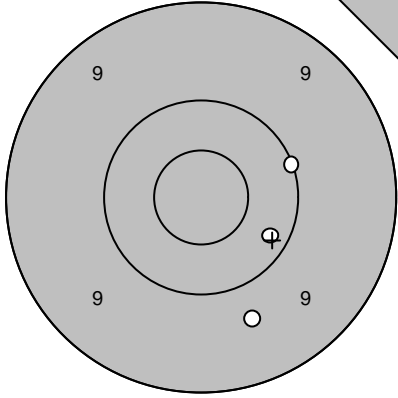
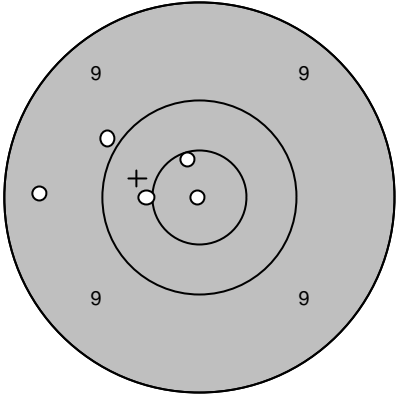
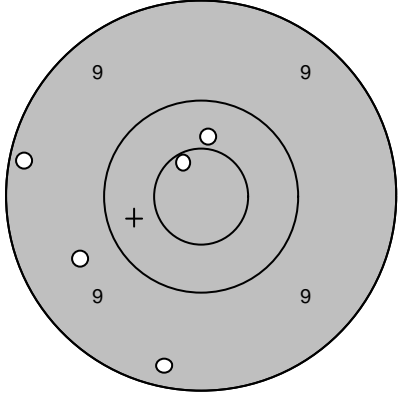
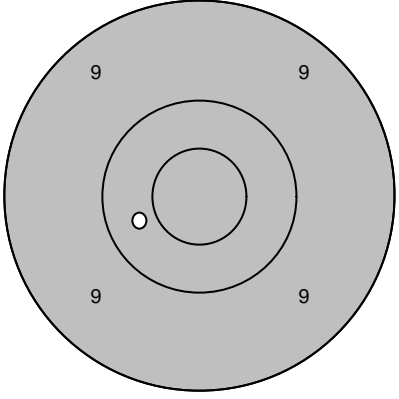
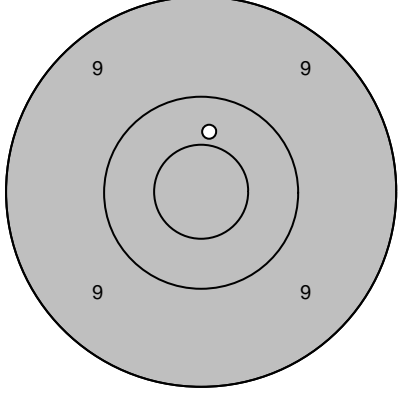
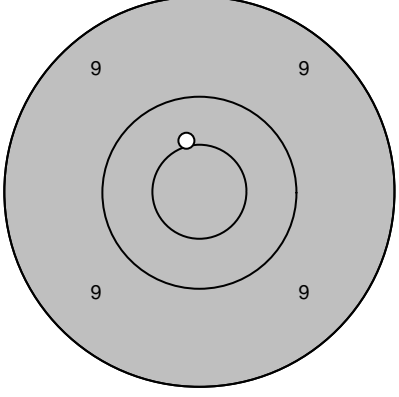
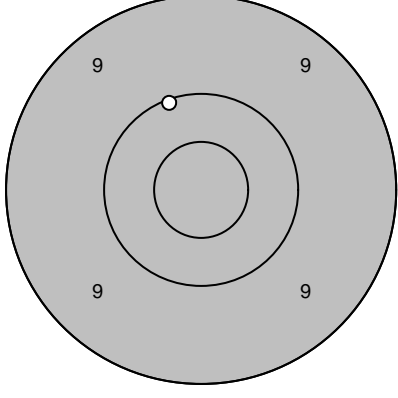
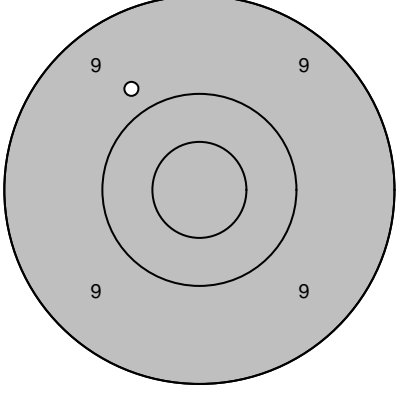
Skjutlag	Tavla	Gerhard Andersson	
1	15		
		Ramselefors	
2008-07-13	Tavelträffen B - Final - 2008	Ramselefors SKF	
Provskott		1: 9,6 ↑ 2: 8,7 ↑ 3: 10,2 ↘	Serie 1 (L)
			
			1: 9,0 ↗ 2: 10,1 ← 3: 9,6 ↗ 4: 9,5 ← 5: 8,8 ↘
		Serie 27,0	Serie 45,0
		Totalt 270,0	Totalt 315,0
Serie 2 (K)		1: 9,8 ← 2: 8,7 → 3: 10,1 ↘ 4: 10,4 ← 5: 7,5 ←	Skott 1 (S)
			
		Serie 44,0	Serie 7,0
		Totalt 359,0	Totalt 366,0
Skott 2 (S)		1: 10,1 ↗	Skott 3 (S)
			
		Serie 10,0	Serie 9,0
		Totalt 376,0	Totalt 385,0
Skott 4 (S)		1: 9,0 ↗	Skott 5 (S)
			
		Serie 9,0	Serie 10,0
		Totalt 394,0	Totalt 404,0

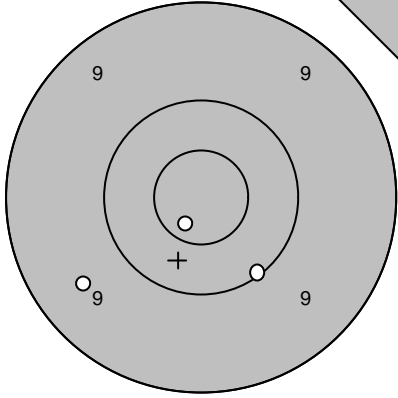
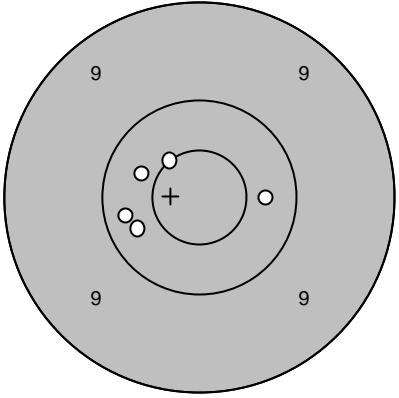
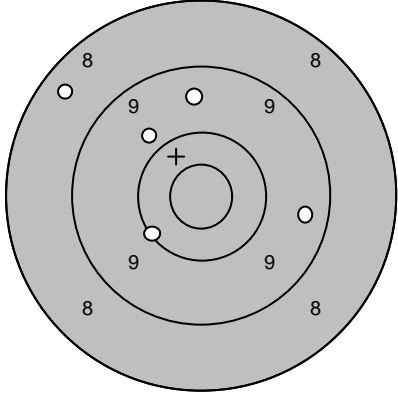
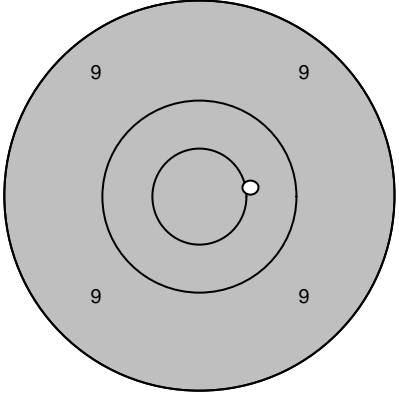
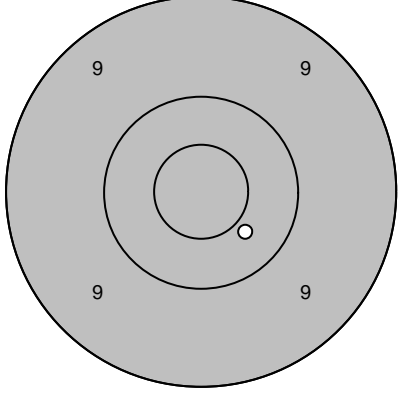
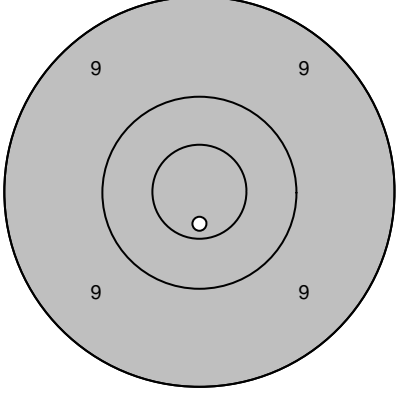
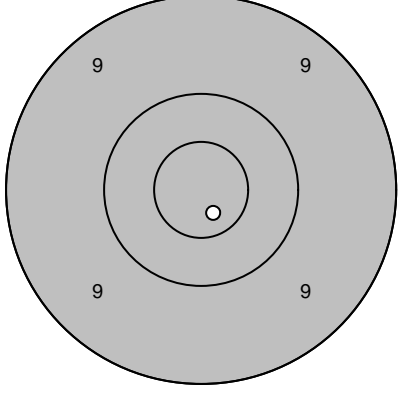
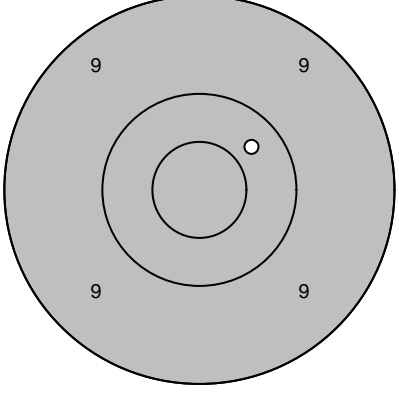
Skjutlag	Tavla	Stefan Arnström	
1	17	Älmhult	
2008-07-13	Tavelträffen B - Final - 2008	Ramselefors SKF	
Provsnitt 	1: 7,2 ↗ 2: 8,9 ↗ 3: 9,8 ↘	Serie 1 (L) 	1: 10,2 ↘ 2: 10,5* ↘ 3: 9,4 ← 4: 10,3 ↑ 5: 8,3 ↗
	Serie 24,0		Serie 47,0
	Totalt 259,0		Totalt 306,0
Serie 2 (K) 	1: 10,5* ↘ 2: 7,3 → 3: 8,5 ↗ 4: 10,2 ↘ 5: 7,9 ↑	Skott 1 (S) 	1: 9,8 ↘
	Serie 42,0		Serie 9,0
	Totalt 348,0		Totalt 357,0
Skott 2 (S) 	1: 10,2 ↑	Skott 3 (S) 	1: 9,4 →
	Serie 10,0		Serie 9,0
	Totalt 367,0		Totalt 376,0
Skott 4 (S) 	1: 10,4 ↑	Skott 5 (S) 	1: 10,9* ↘
	Serie 10,0		Serie 10,0
	Totalt 386,0		Totalt 396,0

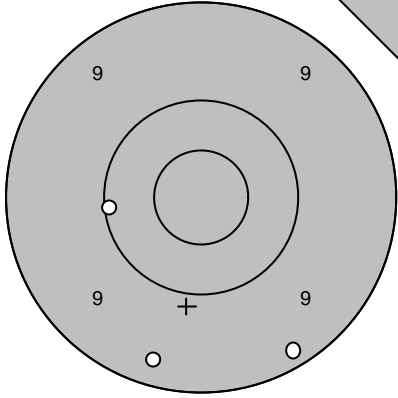
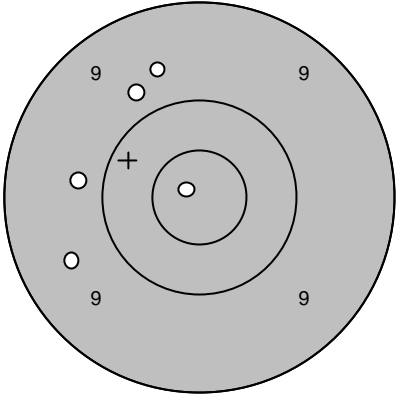
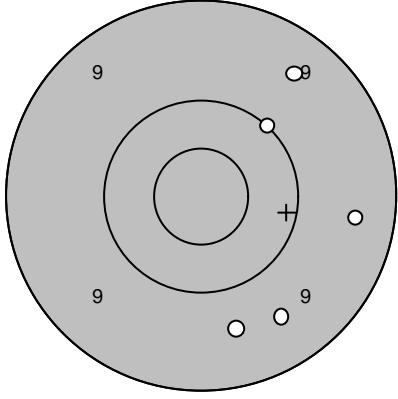
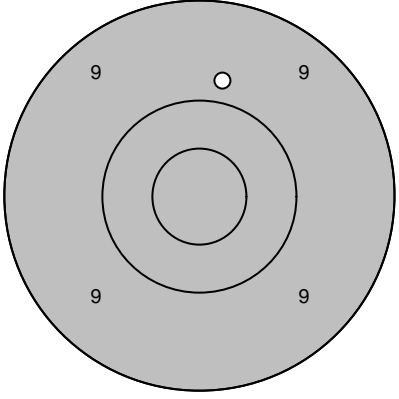
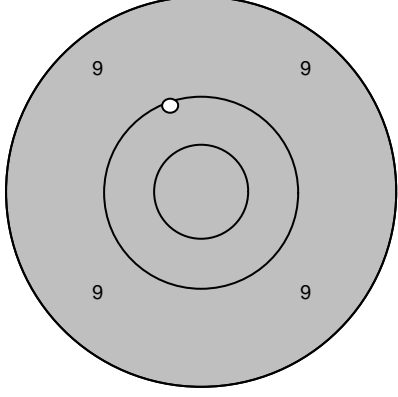
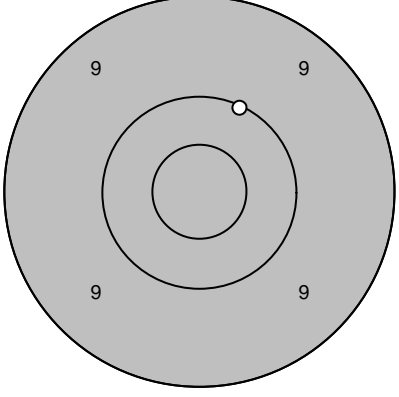
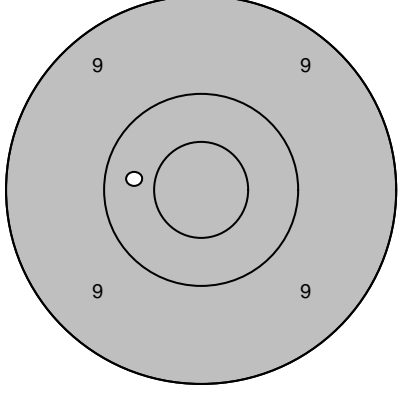
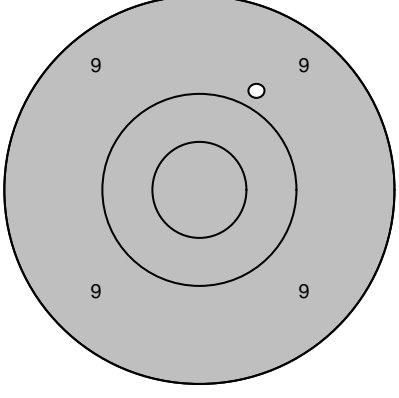
Skjutlag	Tavla	Elina Högström	
1	18		
		Ramselefors	
2008-07-13	Tavelträffen B - Final - 2008	Ramselefors SKF	
Provskott		1: 10,2 ↓ 2: 10,4 ↙ 3: 10,7* ↓	Serie 1 (L) 
	Serie 30,0 Totalt 293,0	1: 10,6* ↘ 2: 9,8 ↓ 3: 10,5* ↘ 4: 9,9 ↗ 5: 10,2 ←	Serie 48,0 Totalt 341,0
Serie 2 (K)		1: 10,2 → 2: 10,3 ↓ 3: 10,3 ↖ 4: 9,7 ← 5: 10,0 ↓	Skott 1 (S) 
	Serie 49,0 Totalt 390,0	1: 10,1 ↑	Serie 10,0 Totalt 400,0
Skott 2 (S)		1: 10,1 →	Skott 3 (S) 
	Serie 10,0 Totalt 410,0	1: 10,4 ↑	Serie 10,0 Totalt 420,0
Skott 4 (S)		1: 10,1 ↗	Skott 5 (S) 
	Serie 10,0 Totalt 430,0	1: 10,7* →	Serie 10,0 Totalt 440,0

Skjutlag	Tavla	Peter Ericson	
1	19		
Loos			
2008-07-13	Tavelträffen B - Final - 2008	Ramselefors SKF	
Provskott		1: 10,4 ↗ 2: 10,6* ↘ 3: 10,3 →	Serie 1 (L) 
	Serie 30,0 Totalt 291,0	1: 10,2 ↗ 2: 10,8* ↗ 3: 10,5* ↖ 4: 10,2 ↘ 5: 9,6 ↓	Serie 49,0 Totalt 340,0
Serie 2 (K)		1: 10,6* ← 2: 9,3 ← 3: 10,4 ↗ 4: 10,4 ↗ 5: 9,6 →	Skott 1 (S) 
	Serie 48,0 Totalt 388,0	1: 10,3 ↓	Serie 10,0 Totalt 398,0
Skott 2 (S)		1: 10,7* ↗	Skott 3 (S) 
	Serie 10,0 Totalt 408,0	1: 10,4 ←	Serie 10,0 Totalt 418,0
Skott 4 (S)		1: 10,3 ←	Skott 5 (S) 
	Serie 10,0 Totalt 428,0	1: 9,9 ↖	Serie 9,0 Totalt 437,0

Skjutlag	Tavla	Johan Olsson	
1	20	Öved-Östraby	
2008-07-13	Tavelträffen B - Final - 2008	Ramselefors SKF	
Provskott	1: 10,3 ↓ 2: 10,5* ↑ 3: 10,4 ↓	Serie 1 (L)	1: 9,8 ↓ 2: 10,5* ↖ 3: 9,7 ↙ 4: 10,5* ↗ 5: 10,7* ↑
	Serie 30,0		Serie 48,0
	Totalt 289,0		Totalt 337,0
Serie 2 (K)	1: 10,6* ↙ 2: 9,9 → 3: 10,4 ↑ 4: 10,2 ↗ 5: 10,5* ↖	Skott 1 (S)	1: 9,3 ↖
	Serie 49,0		Serie 9,0
	Totalt 386,0		Totalt 395,0
Skott 2 (S)	1: 9,8 ↑	Skott 3 (S)	1: 9,2 ↗
	Serie 9,0		Serie 9,0
	Totalt 404,0		Totalt 413,0
Skott 4 (S)	1: 10,0 ↖	Skott 5 (S)	1: 10,1 →
	Serie 10,0		Serie 10,0
	Totalt 423,0		Totalt 433,0

Skjutlag	Tavla	Marcus Andersson	
1	21	Bälinge-Jumkil	
2008-07-13	Tavelträffen B - Final - 2008	Ramselefors SKF	
Provskott	1: 10,2 → 2: 9,7 ↓ 3: 10,1 →	Serie 1 (L)	1: 9,9 ↖ 2: 10,6* ↑ 3: 9,4 ← 4: 10,9* ↖ 5: 10,5* ←
			
	Serie 29,0		Serie 48,0
	Totalt 288,0		Totalt 336,0
Serie 2 (K)	1: 9,2 ← 2: 9,6 ← 3: 10,6* ↖ 4: 10,4 ↑ 5: 9,3 ↓	Skott 1 (S)	1: 10,4 ←
			
	Serie 47,0		Serie 10,0
	Totalt 383,0		Totalt 393,0
Skott 2 (S)	1: 10,4 ↑	Skott 3 (S)	1: 10,5* ↑
			
	Serie 10,0		Serie 10,0
	Totalt 403,0		Totalt 413,0
Skott 4 (S)	1: 10,1 ↖	Skott 5 (S)	1: 9,8 ↖
			
	Serie 10,0		Serie 9,0
	Totalt 423,0		Totalt 432,0

Skjutlag 1	Tavla 22	Daniel Wallberg		
		Loos		
2008-07-13	Tavelträffen B - Final - 2008	Ramselefors SKF		
Provsjott		1: 10,1 ↘ 2: 10,7* ↘ 3: 9,5 ←	Serie 1 (L) 	1: 10,4 ← 2: 10,3 ← 3: 10,6* ↗ 4: 10,3 ↙ 5: 10,4 →
	Serie 29,0		Serie 50,0	
	Totalt 284,0		Totalt 334,0	
Serie 2 (K)		1: 10,1 ← 2: 9,9 ↗ 3: 8,5 ↗ 4: 9,6 ↑ 5: 9,5 →	Skott 1 (S) 	1: 10,5* →
	Serie 45,0		Serie 10,0	
	Totalt 379,0		Totalt 389,0	
Skott 2 (S)		1: 10,4 ↘	Skott 3 (S) 	1: 10,7* ↓
	Serie 10,0		Serie 10,0	
	Totalt 399,0		Totalt 409,0	
Skott 4 (S)		1: 10,8* ↘	Skott 5 (S) 	1: 10,3 ↗
	Serie 10,0		Serie 10,0	
	Totalt 419,0		Totalt 429,0	

Skjutlag	Tavla	Gustav Karlsson		
1	23			
Loos				
2008-07-13	Tavelträffen B - Final - 2008	Ramselefors SKF		
Provskott		1: 10,1 ← 2: 9,2 ↓ 3: 9,3 ↓	Serie 1 (L) 	1: 10,9* ↖ 2: 9,8 ↗ 3: 9,7 ↗ 4: 9,8 ← 5: 9,6 ↙
	Serie 28,0 Totalt 273,0		Serie 46,0 Totalt 319,0	
Serie 2 (K)		1: 9,6 ↓ 2: 9,6 ↓ 3: 9,5 → 4: 9,5 ↗ 5: 10,0 ↗	Skott 1 (S) 	1: 9,8 ↑
	Serie 46,0 Totalt 365,0		Serie 9,0 Totalt 374,0	
Skott 2 (S)		1: 10,1 ↑	Skott 3 (S) 	1: 10,1 ↗
	Serie 10,0 Totalt 384,0		Serie 10,0 Totalt 394,0	
Skott 4 (S)		1: 10,3 ←	Skott 5 (S) 	1: 9,9 ↗
	Serie 10,0 Totalt 404,0		Serie 9,0 Totalt 413,0	

Skjutlag	Tavla	Oliver Åkerström	
1	24	Niemisel	
2008-07-13	Tavelträffen B - Final - 2008	Ramselefors SKF	
Provsnitt	1: 7,9 ↘ 2: 7,5 ↓ 3: 10,1 ↘	Serie 1 (L)	1: 9,8 ← 2: 9,3 ← 3: 10,3 ↘ 4: 10,0 ↓ 5: 9,1 ↘
	Serie 24,0 Totalt 263,0		Serie 47,0 Totalt 310,0
Serie 2 (K)	1: 7,9 ↗ 2: 8,1 ↗ 3: 9,2 ↗ 4: 9,3 → 5: 7,4 ↓	Skott 1 (S)	1: 8,1 ↑
	Serie 40,0 Totalt 350,0		Serie 8,0 Totalt 358,0
Skott 2 (S)	1: 8,2 ↗	Skott 3 (S)	1: 7,2 ↘
	Serie 8,0 Totalt 366,0		Serie 7,0 Totalt 373,0
Skott 4 (S)	1: 8,6 ↘	Skott 5 (S)	1: 9,2 →
	Serie 8,0 Totalt 381,0		Serie 9,0 Totalt 390,0