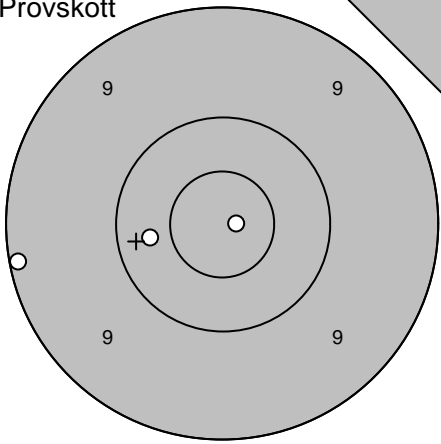
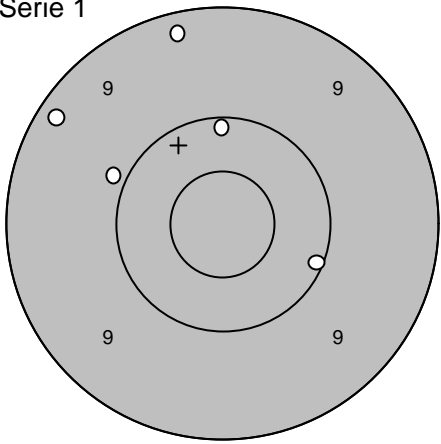
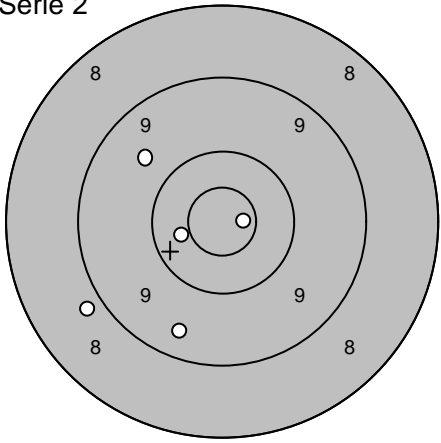
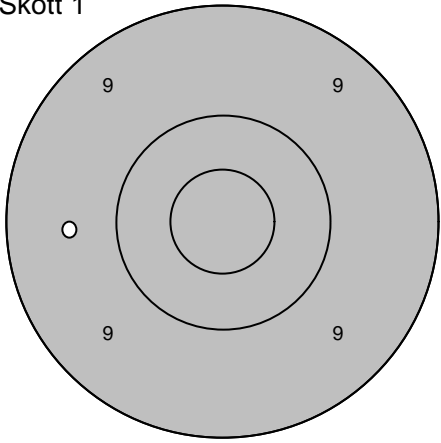
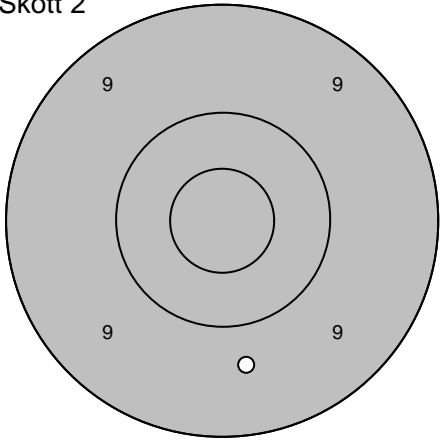
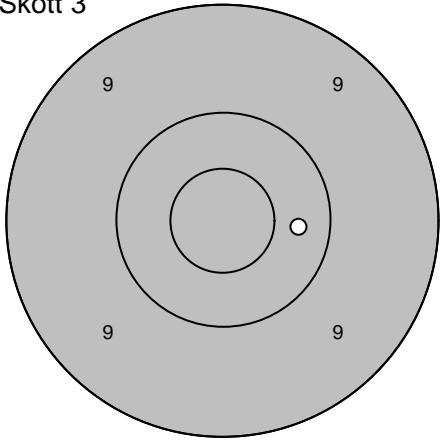
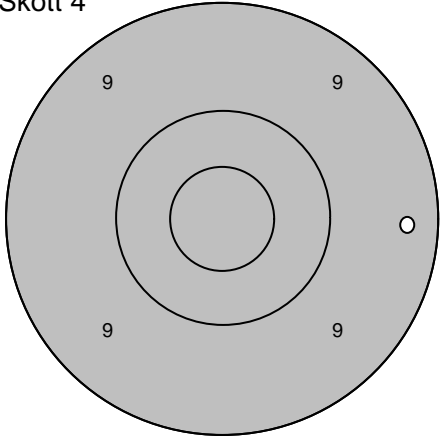
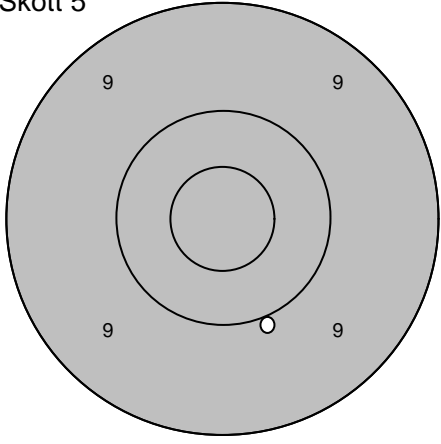
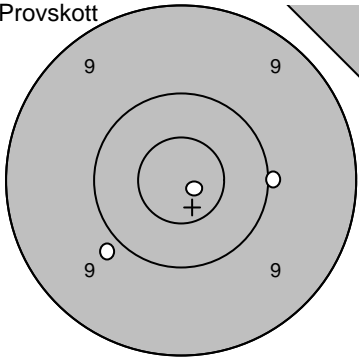
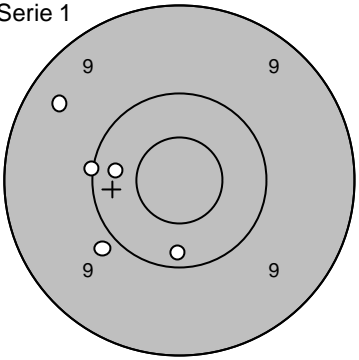
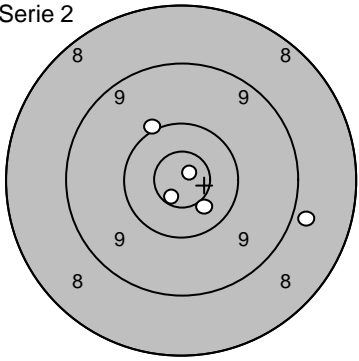
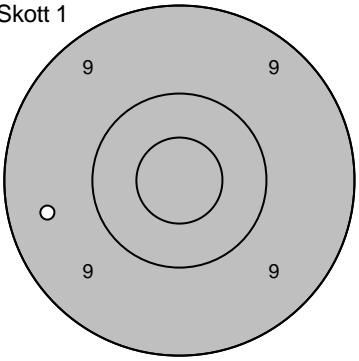
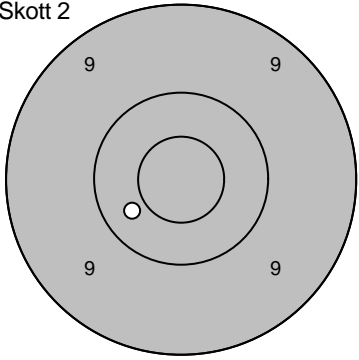
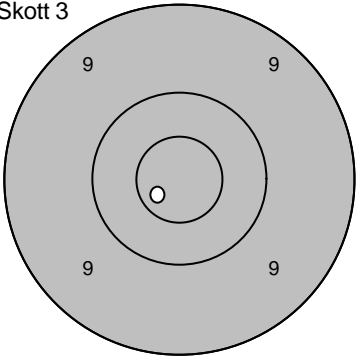
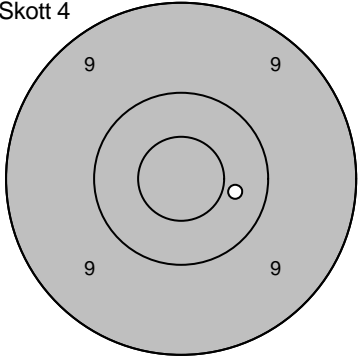
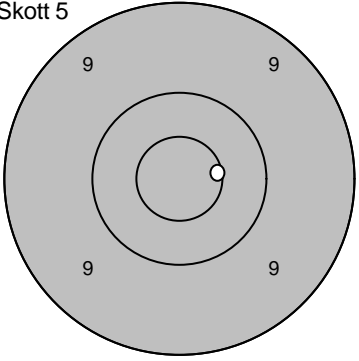
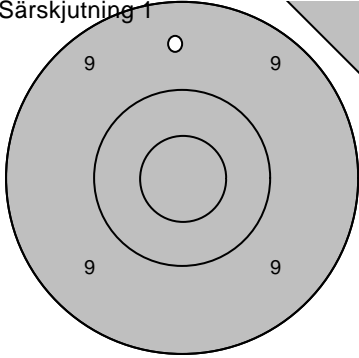
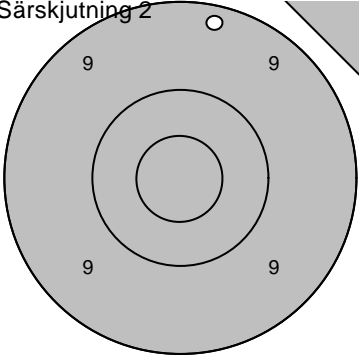
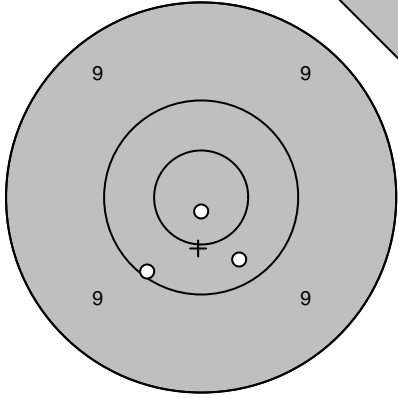
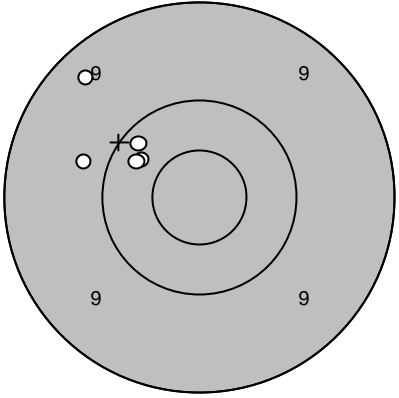
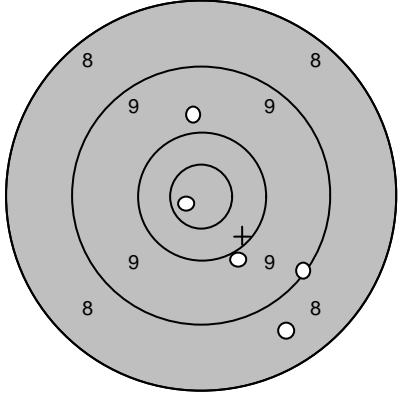
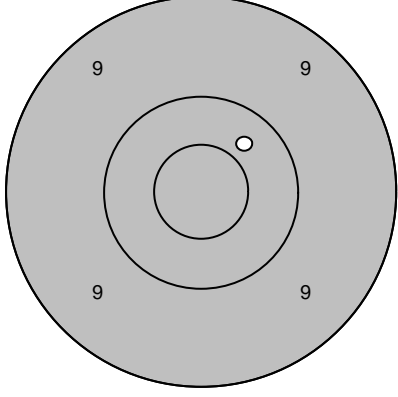
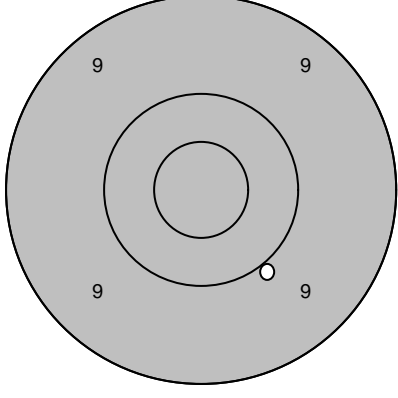
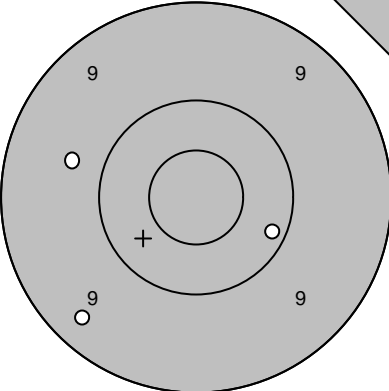
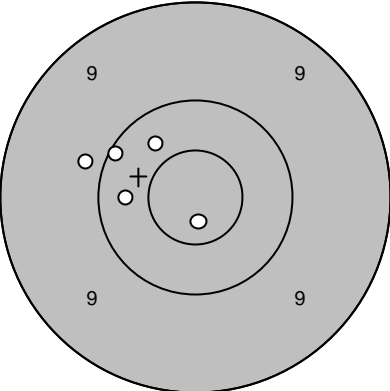
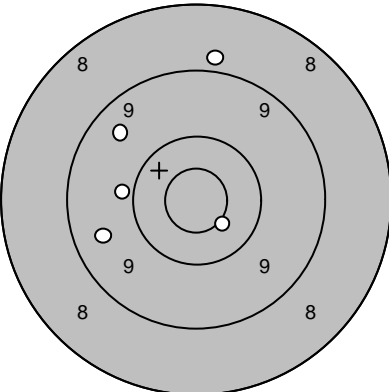
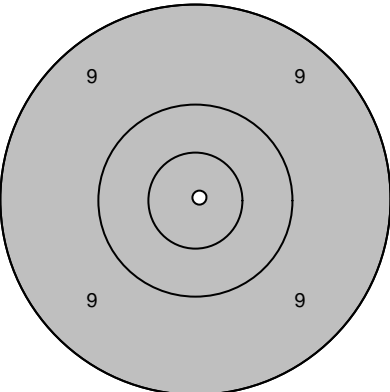
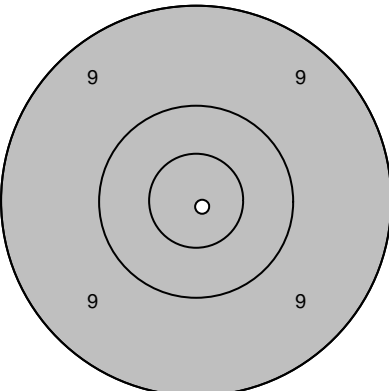
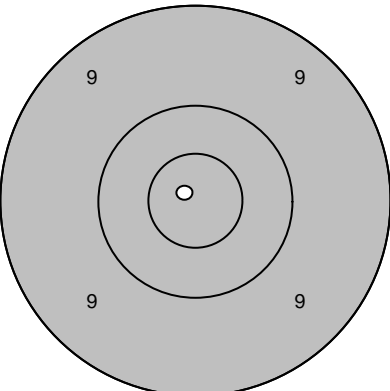
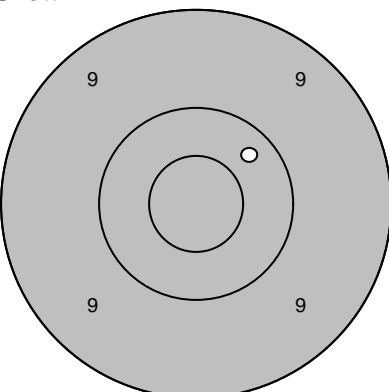
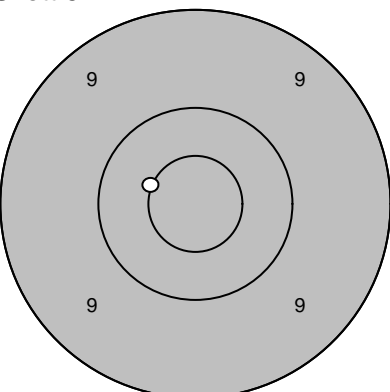


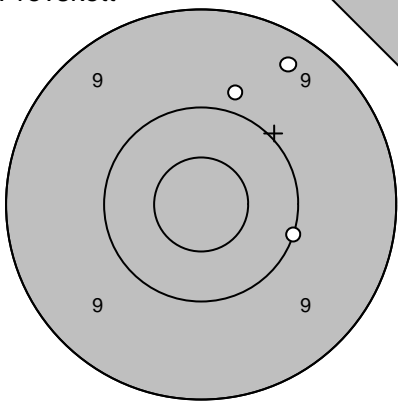
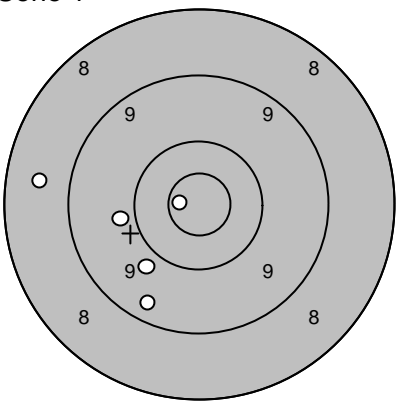
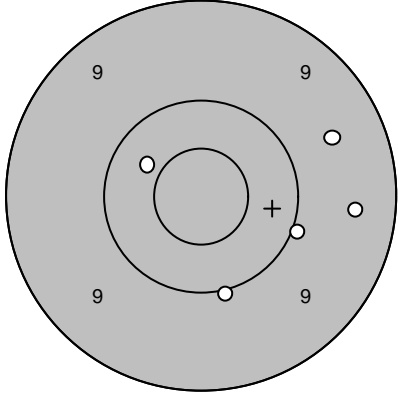
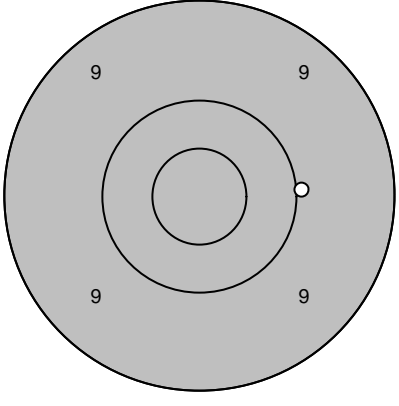
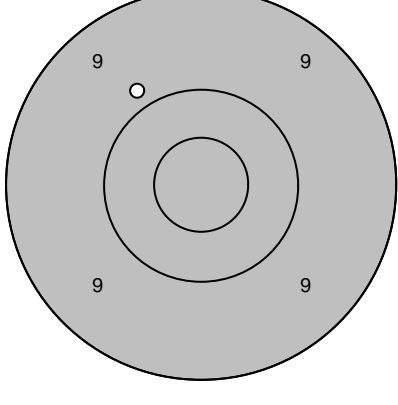
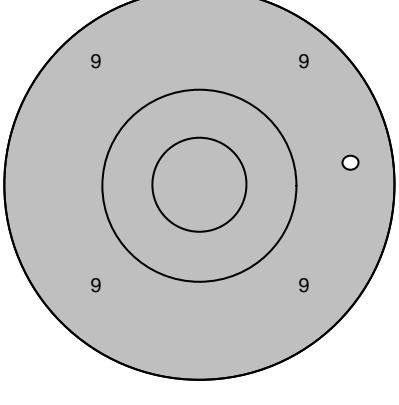
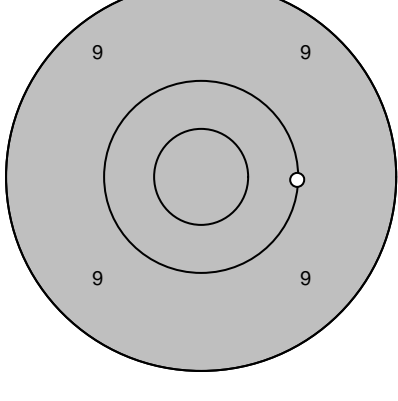
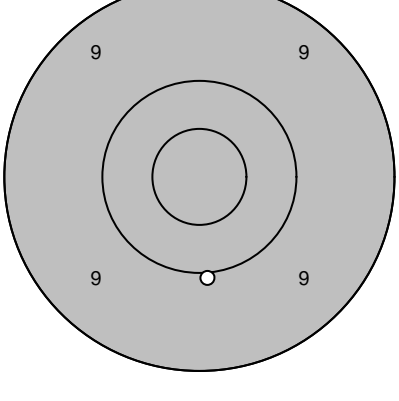
Skjutlag 1	Tavla 1	Lars Tegman	
		Umeå	
2008-07-12	Tavelträffen A - Final - 2008	Ramselefors SKF	
Provskott 	1: 10,9* → 2: 10,4 ← 3: 9,1 ←	Serie 1 	1: 9,2 ↖ 2: 9,2 ↑ 3: 10,1 ↑ 4: 10,1 → 5: 9,9 ↖
		Serie 29,0	Serie 47,0
		Totalt 147,0	Totalt 194,0
Serie 2 	1: 10,8* → 2: 9,7 ↖ 3: 8,8 ← 4: 10,5* ← 5: 9,4 ↘	Skott 1 	1: 9,6 ←
		Serie 46,0	Serie 9,0
		Totalt 240,0	Totalt 249,0
Skott 2 	1: 9,7 ↓	Skott 3 	1: 10,3 →
		Serie 9,0	Serie 10,0
		Totalt 258,0	Totalt 268,0
Skott 4 	1: 9,3 →	Skott 5 	1: 10,0 ↘
		Serie 9,0	Serie 10,0
		Totalt 277,0	Totalt 287,0

Skjutlag	Tavla	Anders Falck			
		Moälven-Modo			
2008-07-12		Tavelträffen A - Final - 2008			
		Ramselefors SKF			
Provskott		1: 10,5* ↑ 2: 9,5 ↗ 3: 9,4 ↖	Serie 1		1: 9,2 ↑ 2: 10,6* ↓ 3: 9,2 ↗ 4: 9,9 ← 5: 10,3 ↓
		Serie 28,0	Serie 47,0		
		Totalt 145,0	Totalt 192,0		
Serie 2		1: 10,3 ↑ 2: 10,5* ↓ 3: 8,8 ↘ 4: 10,1 ↑ 5: 10,2 ↙	Skott 1		1: 9,4 ↑
		Serie 48,0	Serie 9,0		
		Totalt 240,0	Totalt 249,0		
Skott 2		1: 10,2 ↑	Skott 3		1: 10,7* ↓
		Serie 10,0	Serie 10,0		
		Totalt 259,0	Totalt 269,0		
Skott 4		1: 10,2 ↖	Skott 5		1: 10,1 ↙
		Serie 10,0	Serie 10,0		
		Totalt 279,0	Totalt 289,0		
Särskjutning 1		1: 9,5 ↑	Särskjutning 2		1: 10,1 ↑
		Serie 9,0	Serie 10,0		
		Totalt 289,0	Totalt 289,0		

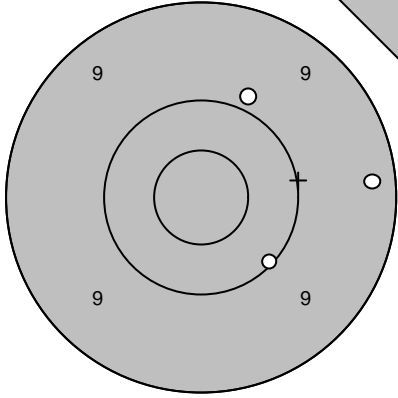
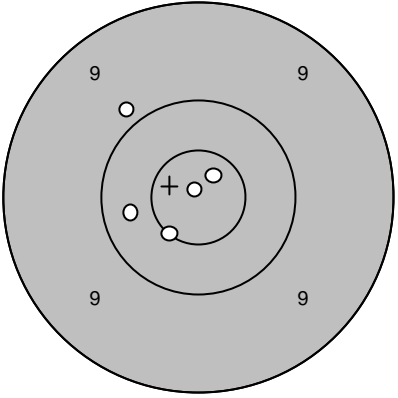
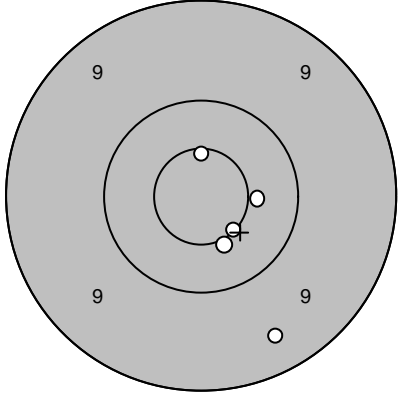
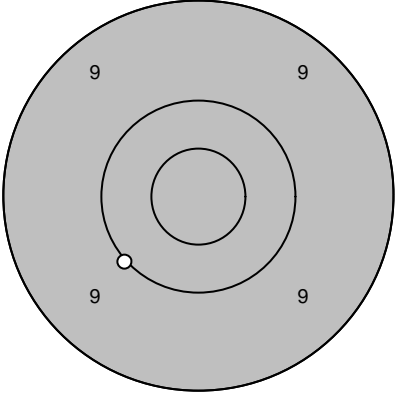
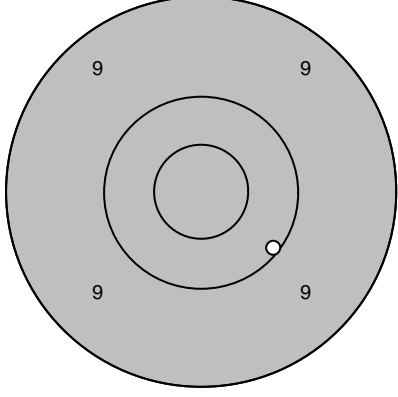
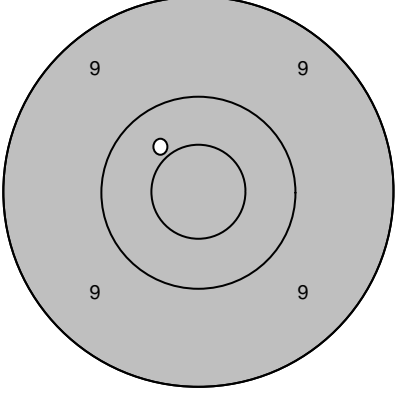
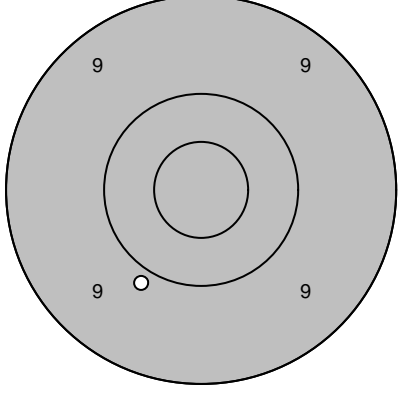
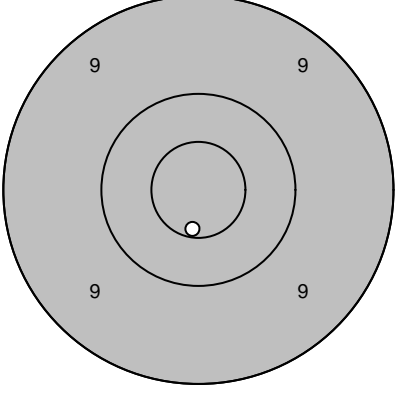
Skjutlag	Tavla	Stefan Thorin		
1	3			
		Umeå		
2008-07-12	Tavelträffen A - Final - 2008	Ramselefors SKF		
Provskott		1: 10,9* → 2: 9,9 ↙ 3: 10,0 →	Serie 1 	1: 10,3 ← 2: 9,4 ↗ 3: 10,0 ← 4: 9,9 ↙ 5: 10,2 ↓
	Serie 29,0 Totalt 144,0		Serie 48,0 Totalt 192,0	
Serie 2		1: 10,9* ↗ 2: 8,9 → 3: 10,1 ↗ 4: 10,5* ↘ 5: 10,8* ↙	Skott 1 	1: 9,5 ←
	Serie 48,0 Totalt 240,0		Serie 9,0 Totalt 249,0	
Skott 2		1: 10,4 ←	Skott 3 	1: 10,7* ←
	Serie 10,0 Totalt 259,0		Serie 10,0 Totalt 269,0	
Skott 4		1: 10,4 →	Skott 5 	1: 10,6* →
	Serie 10,0 Totalt 279,0		Serie 10,0 Totalt 289,0	
Særskjutning 1		1: 9,5 ↑	Særskjutning 2 	1: 9,3 ↑
	Serie 9,0 Totalt 289,0		Serie 9,0 Totalt 289,0	

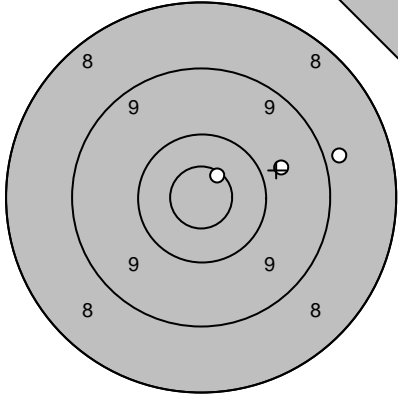
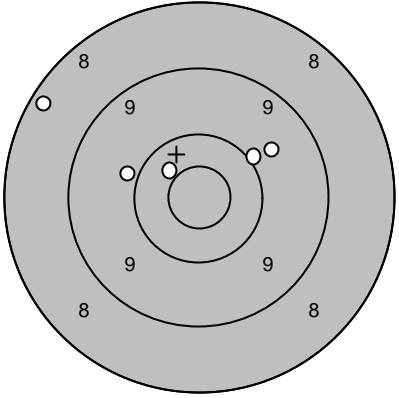
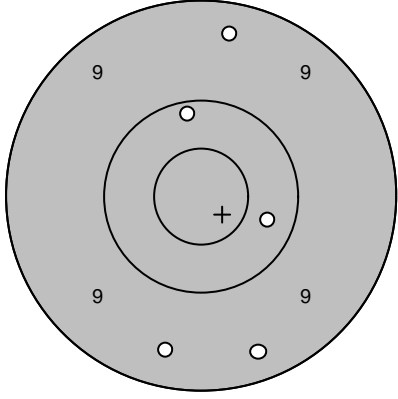
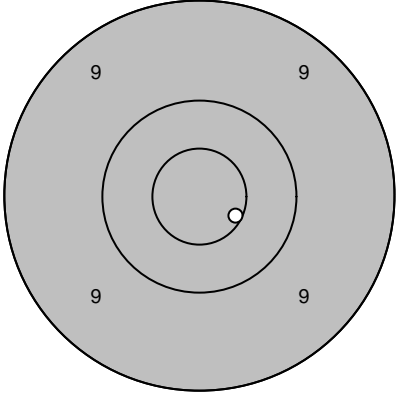
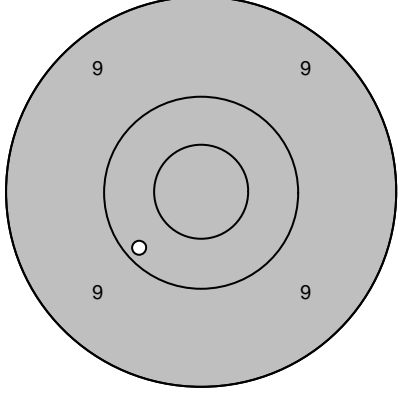
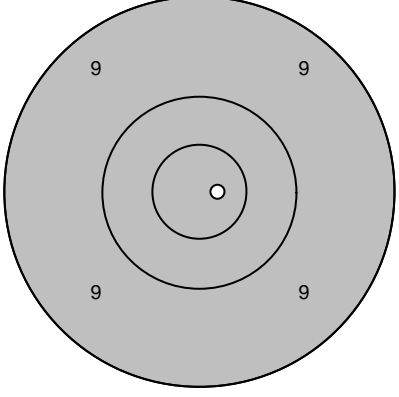
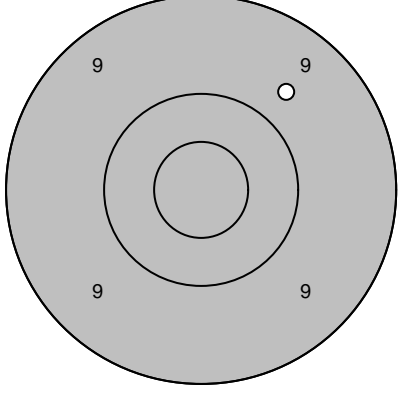
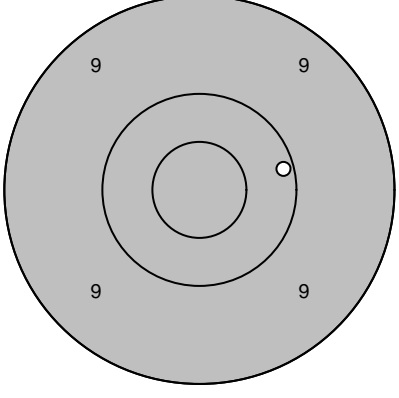
Skjutlag	Tavla	Håkan Lidman	
1	4	Skellefteå	
2008-07-12		Tavelträffen A - Final - 2008	Ramselefors SKF
Provskott		1: 10,3 ↘ 2: 10,1 ↙ 3: 10,9* ↓	Serie 1 
			1: 10,3 ↗ 2: 10,3 ↗ 3: 9,4 ↗ 4: 10,2 ↗ 5: 9,8 ↗
		Serie 30,0	Serie 48,0
		Totalt 144,0	Totalt 192,0
Serie 2		1: 9,8 ↑ 2: 8,6 ↘ 3: 9,9 ↘ 4: 9,1 ↘ 5: 10,8* ↙	Skott 1
			1: 10,2 ↓
		Serie 45,0	Serie 10,0
		Totalt 237,0	Totalt 247,0
Skott 2		1: 10,4 ↗	Skott 3
			1: 10,0 →
		Serie 10,0	Serie 10,0
		Totalt 257,0	Totalt 267,0
Skott 4		1: 10,0 ↘	Skott 5
			1: 9,4 ↖
		Serie 10,0	Serie 9,0
		Totalt 277,0	Totalt 286,0

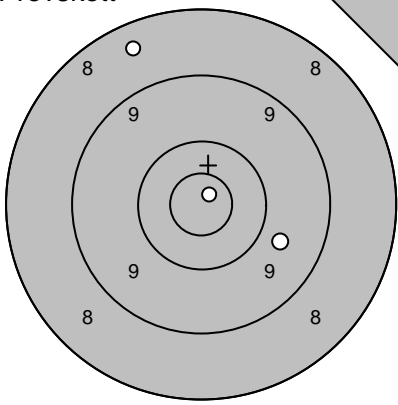
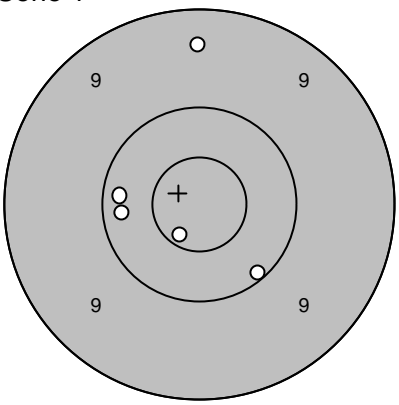
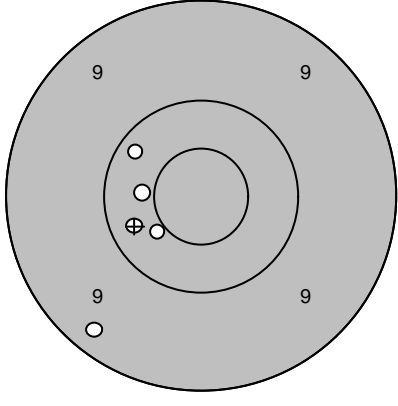
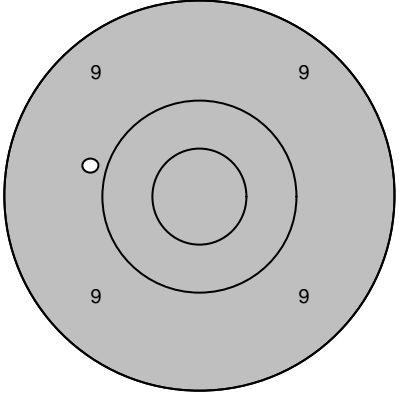
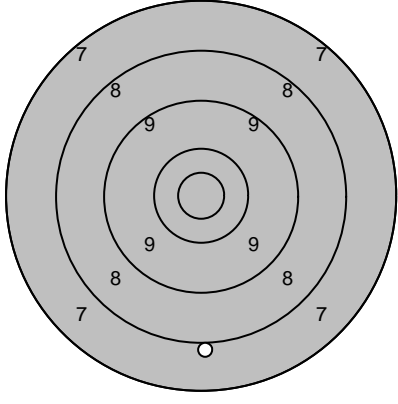
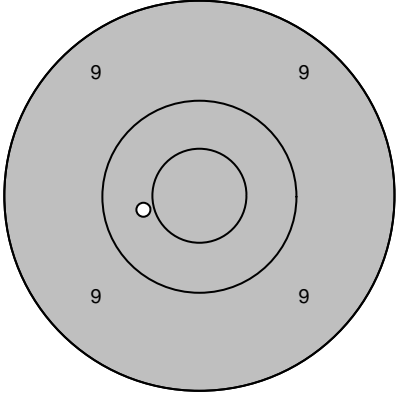
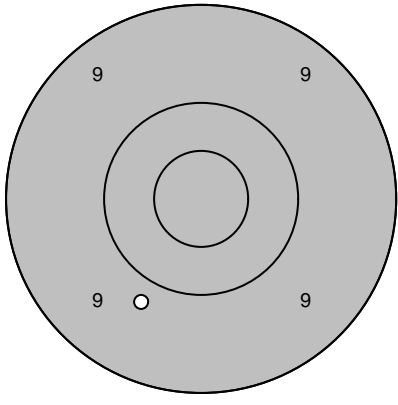
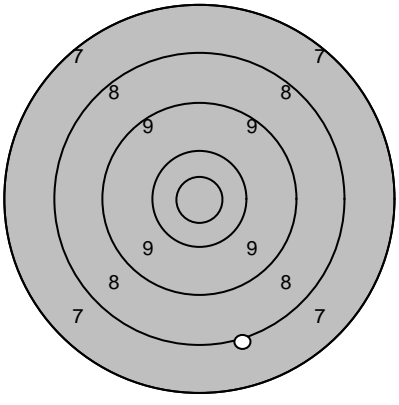
Skjutlag 1	Tavla 5	Rolf Eklund	
		Lidingö	
2008-07-12	Tavelträffen A - Final - 2008	Ramselefors SKF	
Provskott 	1: 10,2 → 2: 9,3 ↘ 3: 9,7 ←	Serie 1 	1: 10,3 ← 2: 10,1 ↗ 3: 9,9 ↖ 4: 10,4 ↗ 5: 10,8* ↓
Serie 28,0 Totalt 142,0		Serie 49,0 Totalt 191,0	
Serie 2 	1: 9,5 ↘ 2: 8,9 ↑ 3: 10,5* ↘ 4: 9,9 ← 5: 9,6 ↖	Skott 1 	1: 10,9* ↗
Serie 45,0 Totalt 236,0		Serie 10,0 Totalt 246,0	
Skott 2 	1: 10,9* ↘	Skott 3 	1: 10,9* ↖
Serie 10,0 Totalt 256,0		Serie 10,0 Totalt 266,0	
Skott 4 	1: 10,3 ↗	Skott 5 	1: 10,5* ←
Serie 10,0 Totalt 276,0		Serie 10,0 Totalt 286,0	

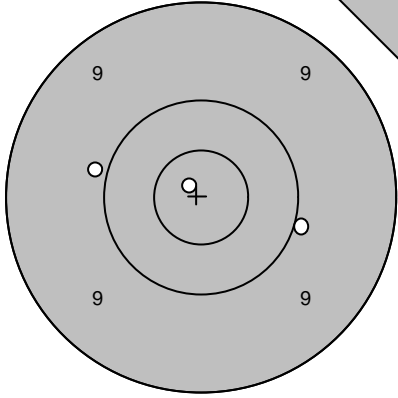
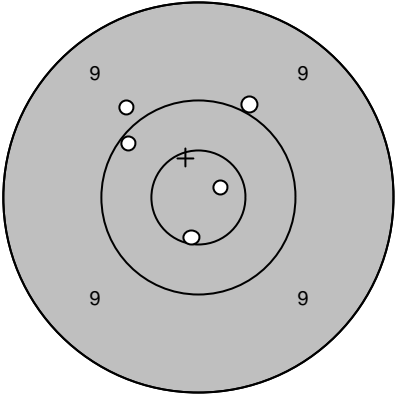
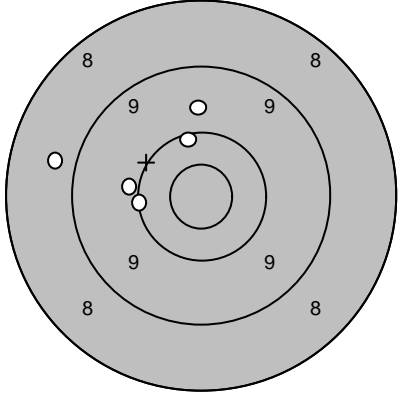
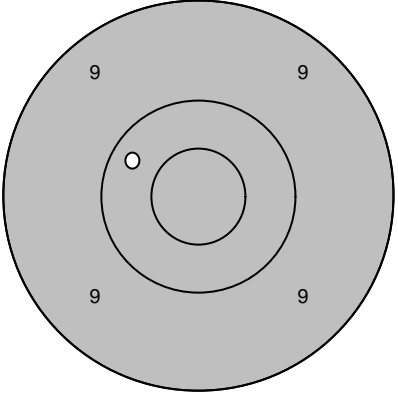
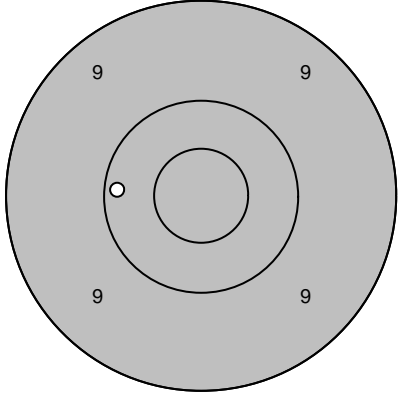
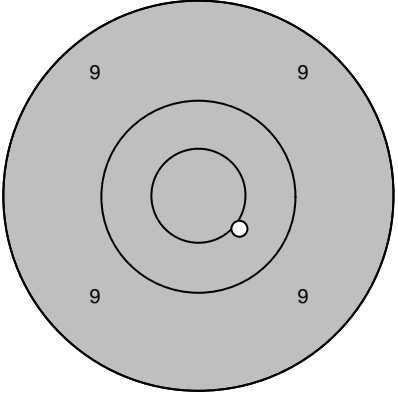
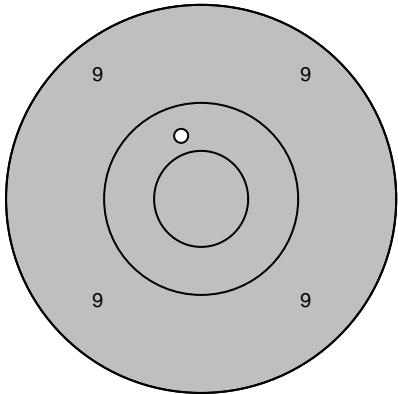
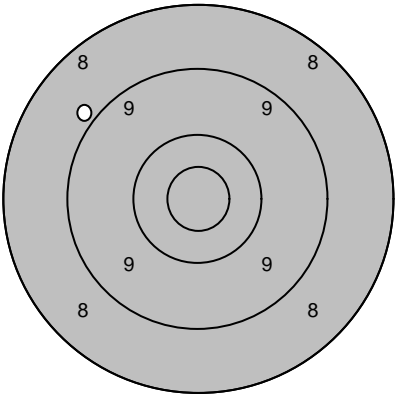
Skjutlag	Tavla	Jörgen Åström	
1	6		
		Brattby	
2008-07-12		Tavelträffen A - Final - 2008	Ramselefors SKF
Provskott		1: 9,4 ↗ 2: 10,0 → 3: 9,8 ↑	Serie 1 
		Serie 28,0 Totalt 142,0	1: 10,8* ← 2: 9,8 ↘ 3: 9,4 ↘ 4: 8,6 ← 5: 9,9 ← Serie 45,0 Totalt 187,0
Serie 2		1: 9,4 → 2: 10,0 → 3: 9,6 → 4: 10,0 ↓ 5: 10,4 ↖	Skott 1 
		Serie 48,0 Totalt 235,0	1: 10,0 → Serie 10,0 Totalt 245,0
Skott 2		1: 9,9 ↖	Skott 3 
		Serie 9,0 Totalt 254,0	1: 9,5 → Serie 9,0 Totalt 263,0
Skott 4		1: 10,0 →	Skott 5 
		Serie 10,0 Totalt 273,0	1: 10,0 ↓ Serie 10,0 Totalt 283,0

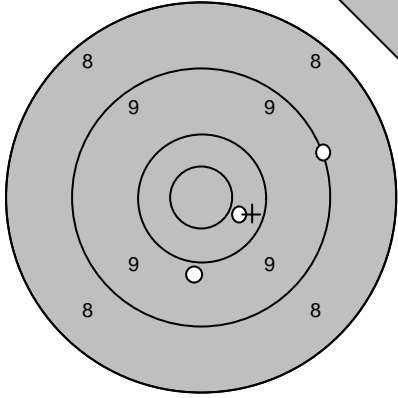
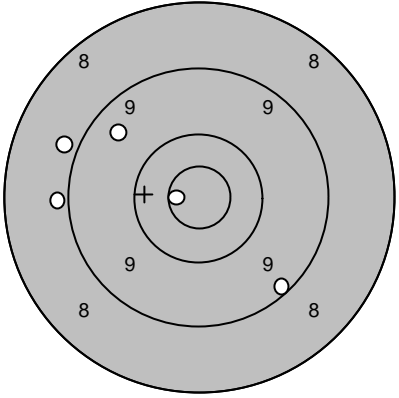
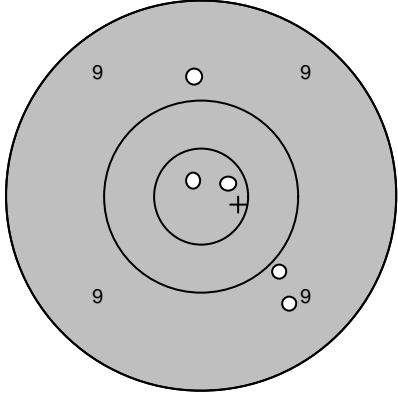
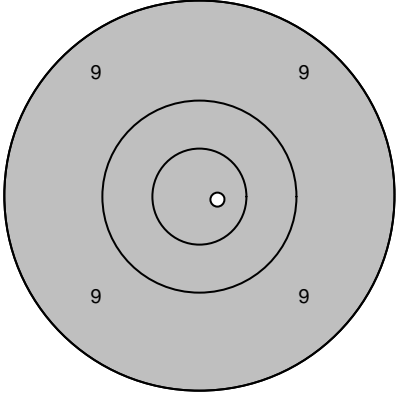
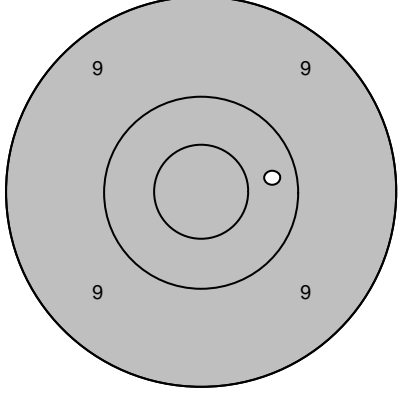
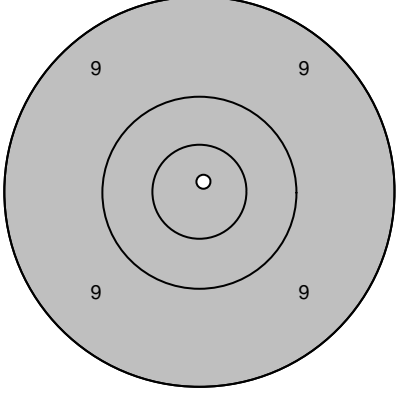
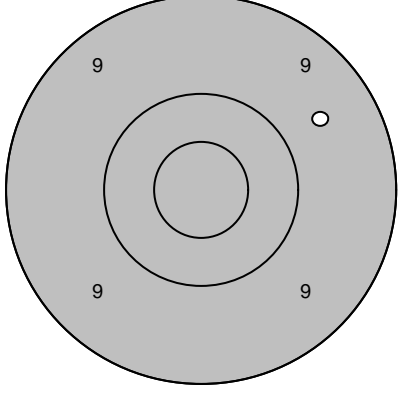
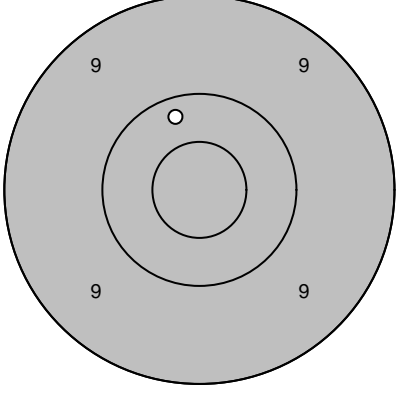
Skjutlag	Tavla	Torgny Lindfors	
1	7	I 19 / A 9	
2008-07-12	Tavelträffen A - Final - 2008	Ramselefors SKF	
Provsnitt	1: 10,1 → 2: 10,7* ↖ 3: 9,8 ↓	Serie 1	1: 10,3 ← 2: 9,9 ↙ 3: 8,3 ↗ 4: 9,9 ↗ 5: 10,3 ↓
	Serie 29,0		Serie 46,0
	Totalt 141,0		Totalt 187,0
Serie 2	1: 10,6* ← 2: 10,0 ↖ 3: 9,7 ↖ 4: 8,1 ↙ 5: 10,0 ↖	Skott 1	1: 8,9 ↑
	Serie 47,0		Serie 8,0
	Totalt 234,0		Totalt 242,0
Skott 2	1: 8,4 →	Skott 3	1: 9,4 ↓
	Serie 8,0		Serie 9,0
	Totalt 250,0		Totalt 259,0
Skott 4	1: 9,0 ↖	Skott 5	1: 10,1 ↓
	Serie 9,0		Serie 10,0
	Totalt 268,0		Totalt 278,0

Skjutlag	Tavla	Jennie Ericson		
1	9			
Loos				
2008-07-12	Tavelträffen A - Final - 2008	Ramselefors SKF		
Provskott		1: 9,9 ↗ 2: 9,3 → 3: 10,1 ↘	Serie 1 	1: 10,3 ← 2: 10,8* ↗ 3: 9,9 ↗ 4: 10,9* ↗ 5: 10,6* ↘
	Serie 28,0 Totalt 143,0		Serie 49,0 Totalt 192,0	
Serie 2		1: 10,6* ↑ 2: 10,6* ↘ 3: 9,4 ↘ 4: 10,5* → 5: 10,5* ↘	Skott 1 	1: 10,0 ↘
	Serie 49,0 Totalt 241,0		Serie 10,0 Totalt 251,0	
Skott 2		1: 10,1 ↘	Skott 3 	1: 10,4 ↖
	Serie 10,0 Totalt 261,0		Serie 10,0 Totalt 271,0	
Skott 4		1: 9,9 ↘	Skott 5 	1: 10,6* ↓
	Serie 9,0 Totalt 280,0		Serie 10,0 Totalt 290,0	

Skjutlag 1	Tavla 10	Marlene Forsell	
		Ramselefors	
2008-07-12	Tavelträffen A - Final - 2008	Ramselefors SKF	
Provskott 	1: 8,9 → 2: 9,8 → 3: 10,7* ↗	Serie 1 	1: 9,9 ← 2: 8,3 ↖ 3: 9,7 ↗ 4: 10,5* ↖ 5: 10,0 ↗
	Serie 27,0		Serie 46,0
	Totalt 143,0		Totalt 189,0
Serie 2 	1: 10,2 ↑ 2: 9,4 ↓ 3: 9,3 ↓ 4: 9,3 ↑ 5: 10,3 →	Skott 1 	1: 10,6* ➤
	Serie 47,0		Serie 10,0
	Totalt 236,0		Totalt 246,0
Skott 2 	1: 10,2 ↖	Skott 3 	1: 10,8* →
	Serie 10,0		Serie 10,0
	Totalt 256,0		Totalt 266,0
Skott 4 	1: 9,7 ↗	Skott 5 	1: 10,1 →
	Serie 9,0		Serie 10,0
	Totalt 275,0		Totalt 285,0

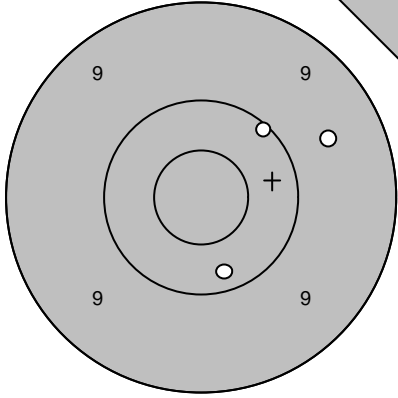
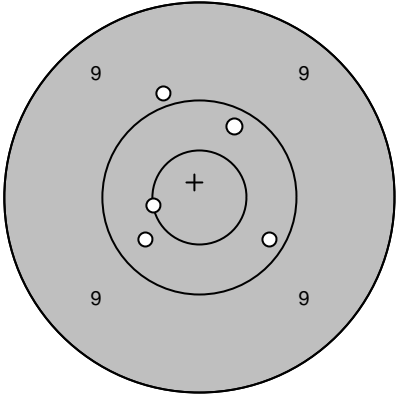
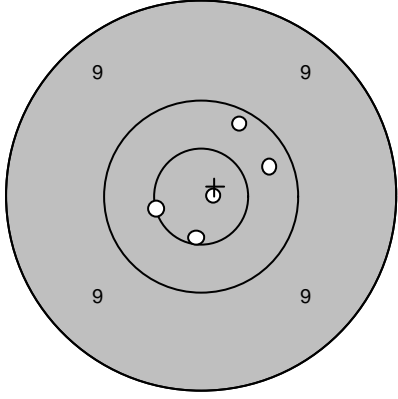
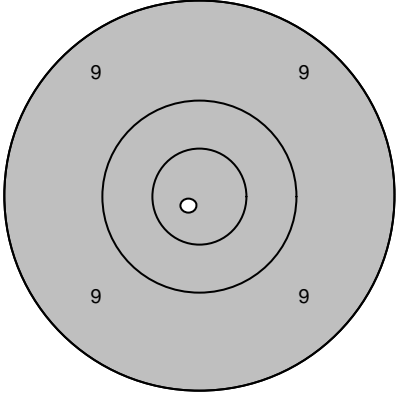
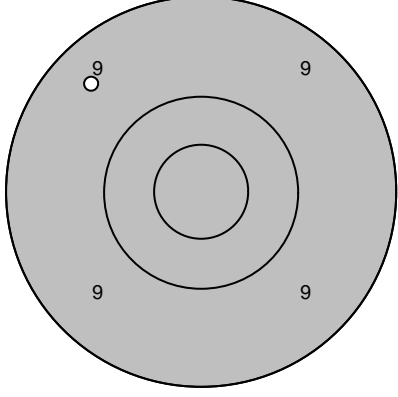
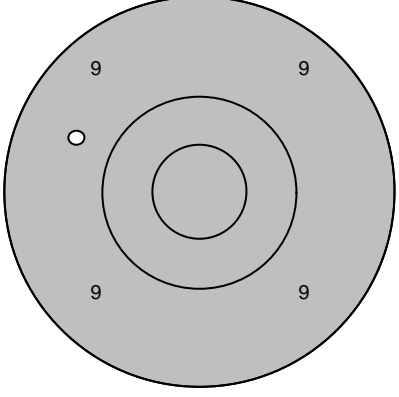
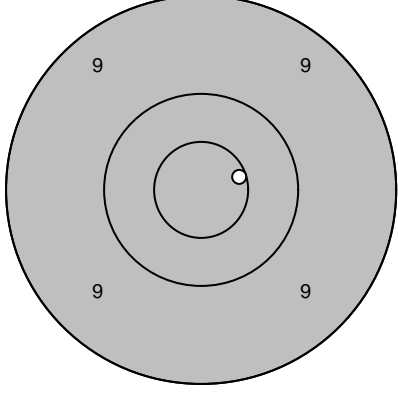
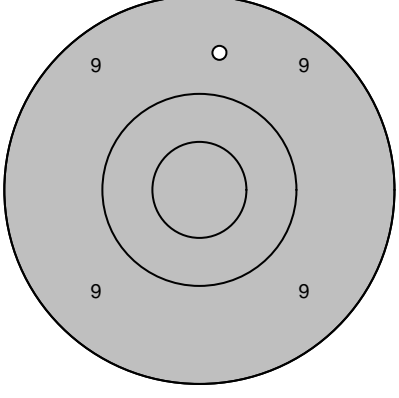
Skjutlag 1	Tavla 11	Petter Ivarsson	
		Loos	
2008-07-12	Tavelträffen A - Final - 2008	Ramselefors SKF	
Provsnitt 	1: 9,7 ↘ 2: 10,9* ↗ 3: 8,5 ↖	Serie 1 	1: 10,3 ← 2: 10,2 ← 3: 10,1 ↘ 4: 9,4 ↑ 5: 10,7* ↙
	Serie 27,0		Serie 49,0
	Totalt 142,0		Totalt 191,0
Serie 2 	1: 10,5* ↙ 2: 10,2 ↖ 3: 9,3 ↙ 4: 10,4 ← 5: 10,3 ↙	Skott 1 	1: 9,9 ←
	Serie 49,0		Serie 9,0
	Totalt 240,0		Totalt 249,0
Skott 2 	1: 8,0 ↓	Skott 3 	1: 10,4 ←
	Serie 8,0		Serie 10,0
	Totalt 257,0		Totalt 267,0
Skott 4 	1: 9,8 ↙	Skott 5 	1: 8,1 ↓
	Serie 9,0		Serie 8,0
	Totalt 276,0		Totalt 284,0

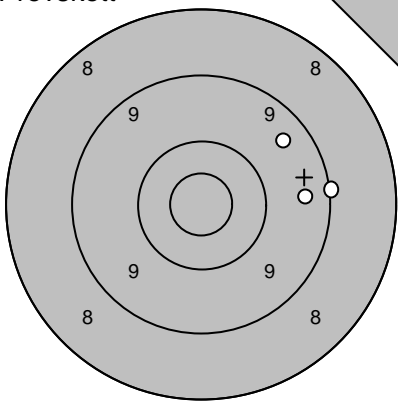
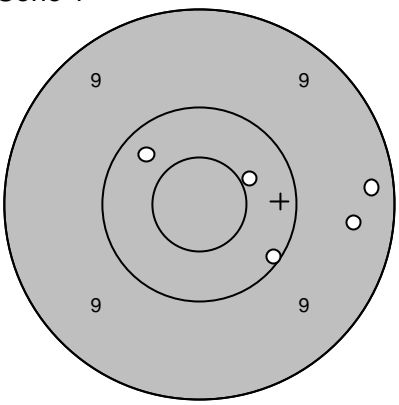
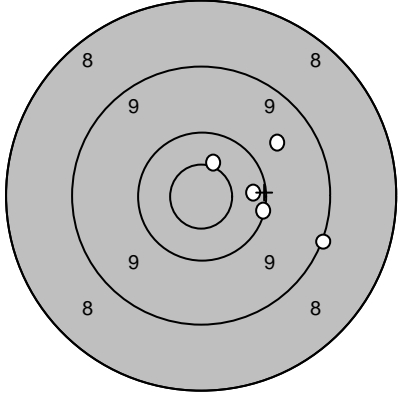
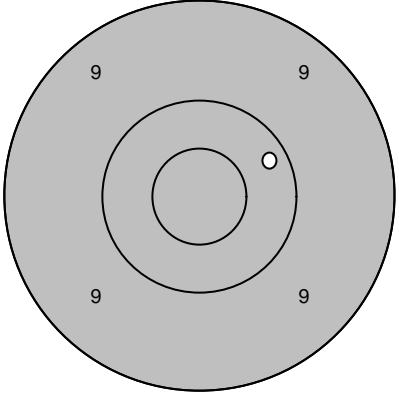
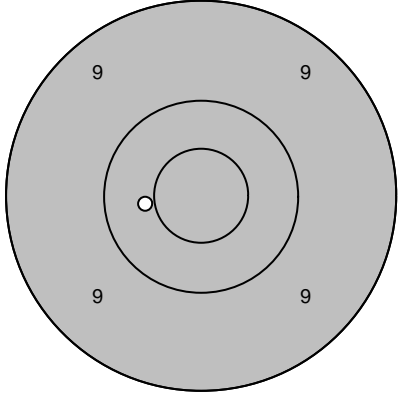
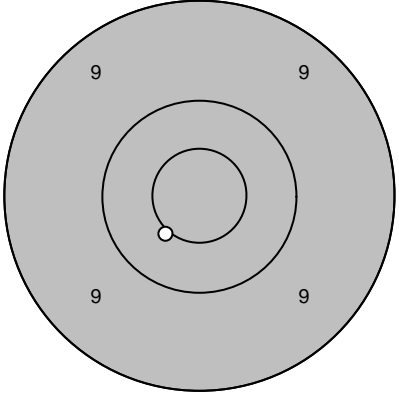
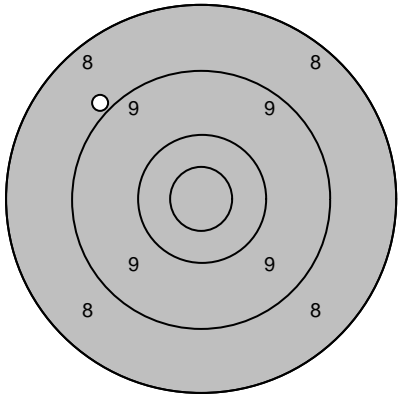
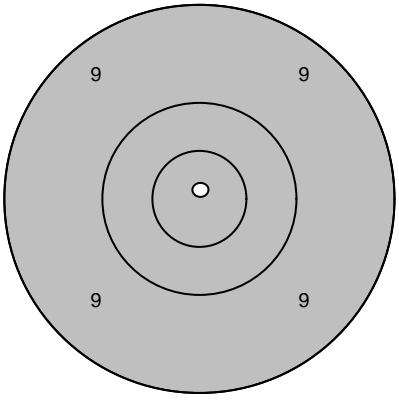
Skjutlag	Tavla	Lars Wikström											
1	12												
		Strömsund											
2008-07-12		Tavelträffen A - Final - 2008		Ramselefors SKF									
Provsnitt 	1: 9,9 ← 2: 10,9* ↗ 3: 10,0 →	Serie 1 	1: 10,0 ↗ 2: 10,6* ↓ 3: 10,1 ↗ 4: 9,9 ↗ 5: 10,8* ↗	<table border="1" style="width: 100%;"> <tr> <td>Serie</td> <td>29,0</td> <td>Serie</td> <td>49,0</td> </tr> <tr> <td>Totalt</td> <td>141,0</td> <td>Totalt</td> <td>190,0</td> </tr> </table>		Serie	29,0	Serie	49,0	Totalt	141,0	Totalt	190,0
Serie	29,0	Serie	49,0										
Totalt	141,0	Totalt	190,0										
Serie 2 	1: 10,2 ↑ 2: 8,8 ← 3: 9,7 ↑ 4: 10,1 ← 5: 10,0 ←	Skott 1 	1: 10,3 ↗	<table border="1" style="width: 100%;"> <tr> <td>Serie</td> <td>47,0</td> <td>Serie</td> <td>10,0</td> </tr> <tr> <td>Totalt</td> <td>237,0</td> <td>Totalt</td> <td>247,0</td> </tr> </table>		Serie	47,0	Serie	10,0	Totalt	237,0	Totalt	247,0
Serie	47,0	Serie	10,0										
Totalt	237,0	Totalt	247,0										
Skott 2 	1: 10,2 ←	Skott 3 	1: 10,5* ↘	<table border="1" style="width: 100%;"> <tr> <td>Serie</td> <td>10,0</td> <td>Serie</td> <td>10,0</td> </tr> <tr> <td>Totalt</td> <td>257,0</td> <td>Totalt</td> <td>267,0</td> </tr> </table>		Serie	10,0	Serie	10,0	Totalt	257,0	Totalt	267,0
Serie	10,0	Serie	10,0										
Totalt	257,0	Totalt	267,0										
Skott 4 	1: 10,4 ↑	Skott 5 	1: 8,9 ↖	<table border="1" style="width: 100%;"> <tr> <td>Serie</td> <td>10,0</td> <td>Serie</td> <td>8,0</td> </tr> <tr> <td>Totalt</td> <td>277,0</td> <td>Totalt</td> <td>285,0</td> </tr> </table>		Serie	10,0	Serie	8,0	Totalt	277,0	Totalt	285,0
Serie	10,0	Serie	8,0										
Totalt	277,0	Totalt	285,0										

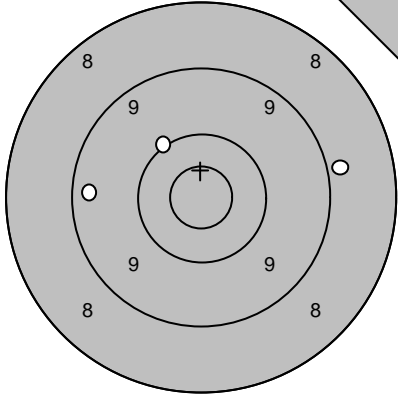
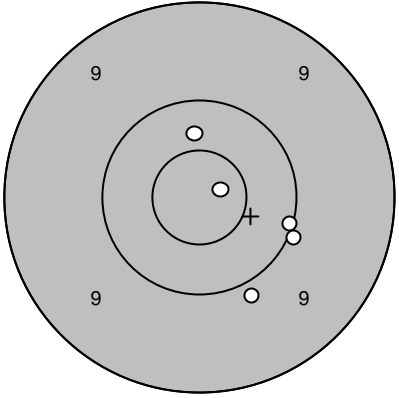
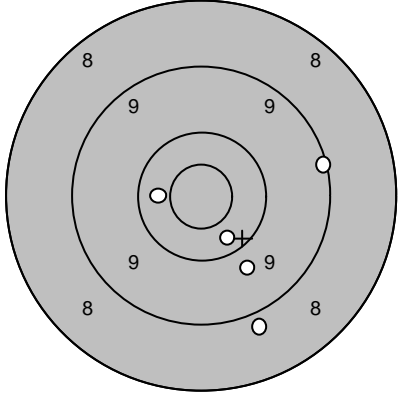
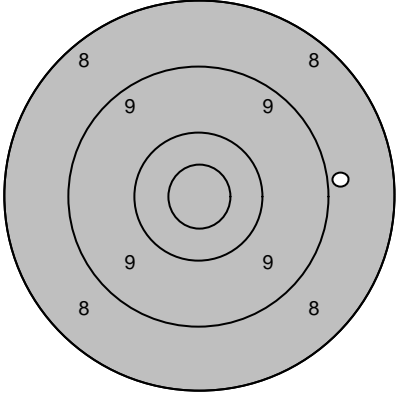
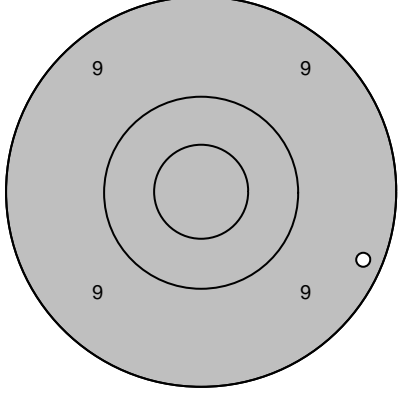
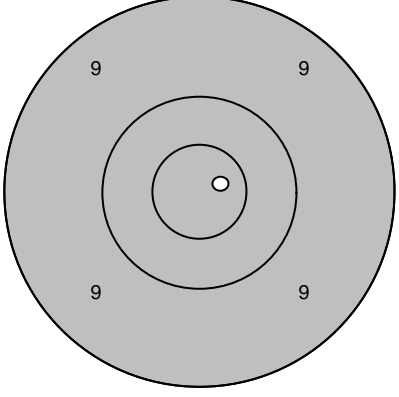
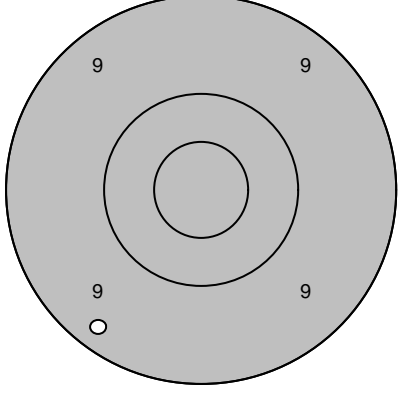
Skjutlag	Tavla	Tommy Lundqvist	
1	13	Ununge	
2008-07-12	Tavelträffen A - Final - 2008	Ramselefors SKF	
Provskott	1: 10,4 → 2: 9,9 ↓ 3: 9,1 →	Serie 1	1: 8,9 ← 2: 9,2 ↘ 3: 10,7* ← 4: 8,9 ↗ 5: 9,5 ↗
			
	Serie 28,0		Serie 44,0
	Totalt 141,0		Totalt 185,0
Serie 2	1: 9,6 ↘ 2: 9,9 ↘ 3: 9,8 ↑ 4: 10,7* ↗ 5: 10,9* ↗	Skott 1	1: 10,8* →
			
	Serie 47,0		Serie 10,0
	Totalt 232,0		Totalt 242,0
Skott 2	1: 10,3 →	Skott 3	1: 10,9* ↑
			
	Serie 10,0		Serie 10,0
	Totalt 252,0		Totalt 262,0
Skott 4	1: 9,6 ↗	Skott 5	1: 10,3 ↗
			
	Serie 9,0		Serie 10,0
	Totalt 271,0		Totalt 281,0

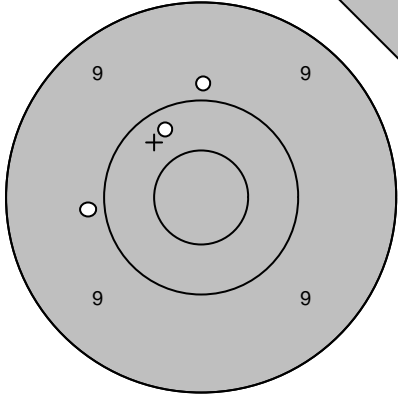
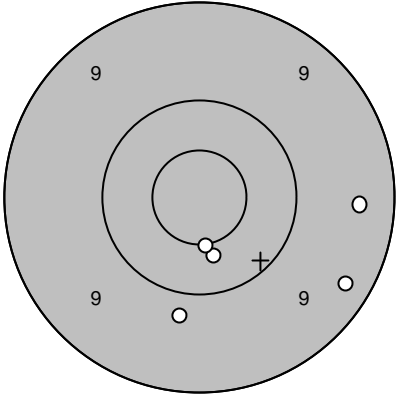
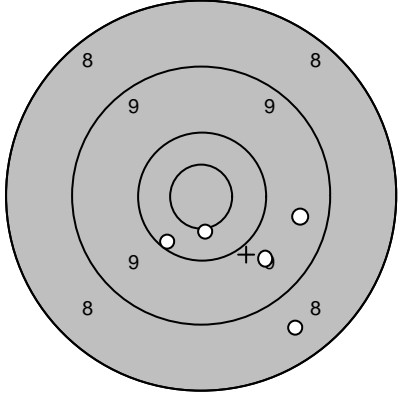
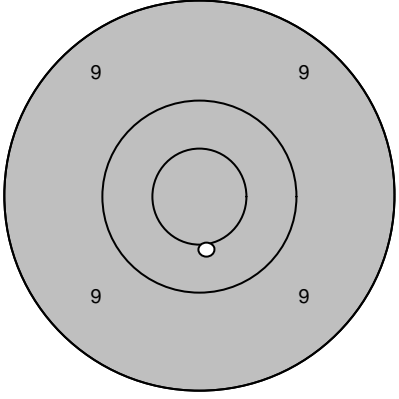
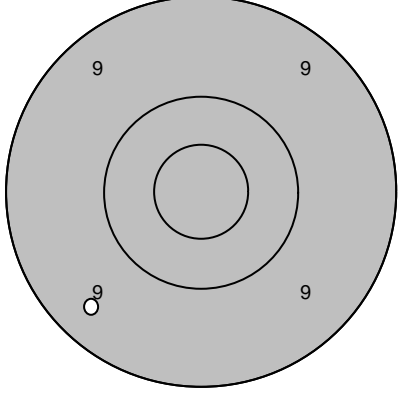
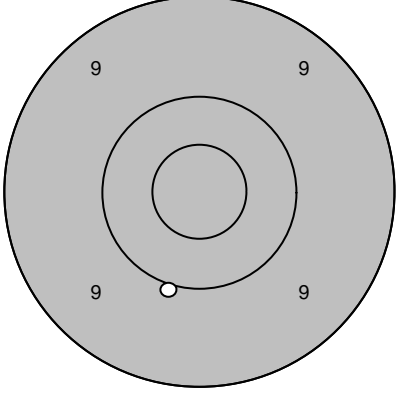
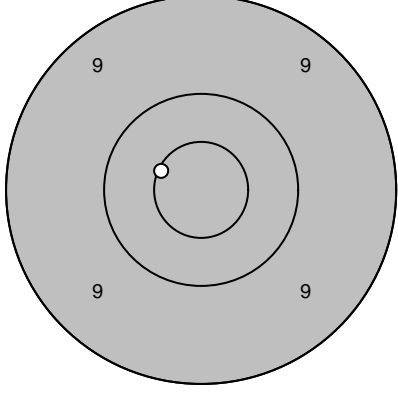
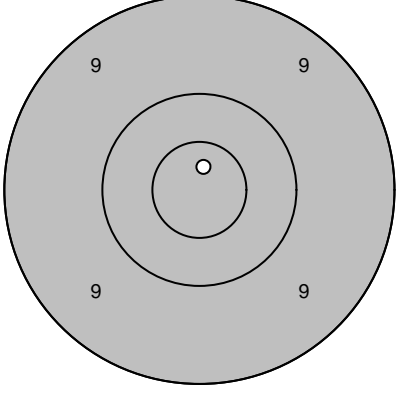
Skjutlag	Tavla	Ingvar Uusitalo	
1	14	Pello	
2008-07-12	Tavelträffen A - Final - 2008	Ramselefors SKF	
Provkott	1: 9,6 ↑ 2: 10,1 ↑ 3: 10,4 ↑	Serie 1	1: 10,1 → 2: 9,6 ↓ 3: 10,9* ↗ 4: 9,3 ↓ 5: 8,9 ↓
	Serie 29,0		Serie 46,0
	Totalt 138,0		Totalt 184,0
Serie 2	1: 10,8* → 2: 9,4 ↗ 3: 8,9 ↘ 4: 7,1 ↓ 5: 8,9 ↓	Skott 1	1: 9,6 ↑
	Serie 42,0		Serie 9,0
	Totalt 226,0		Totalt 235,0
Skott 2	1: 10,6* ↓	Skott 3	1: 10,2 →
	Serie 10,0		Serie 10,0
	Totalt 245,0		Totalt 255,0
Skott 4	1: 10,0 ↑	Skott 5	1: 10,6* →
	Serie 10,0		Serie 10,0
	Totalt 265,0		Totalt 275,0

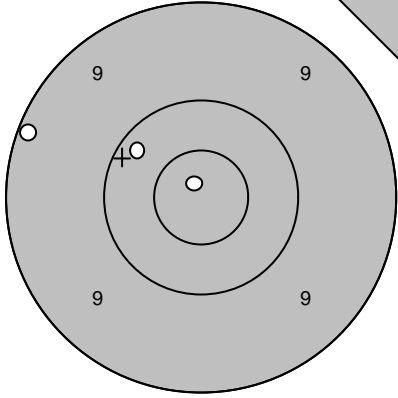
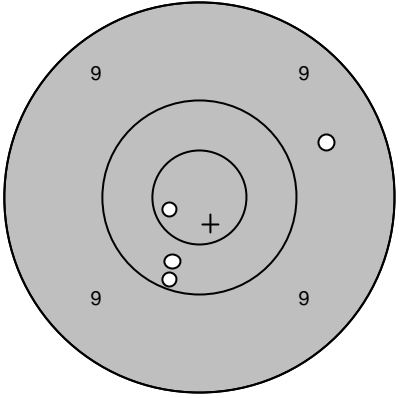
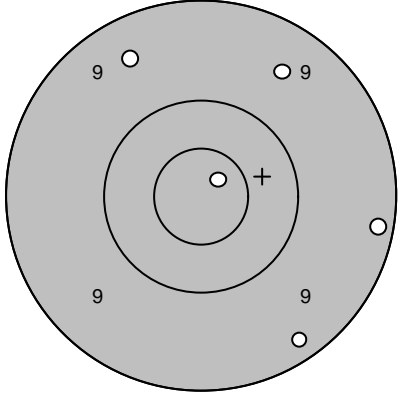
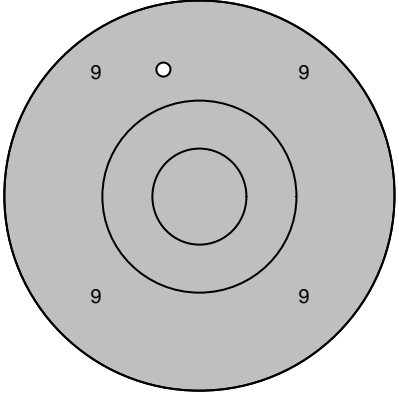
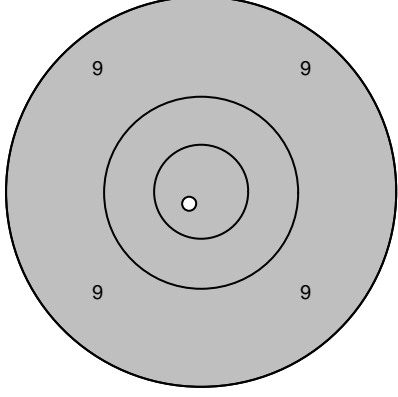
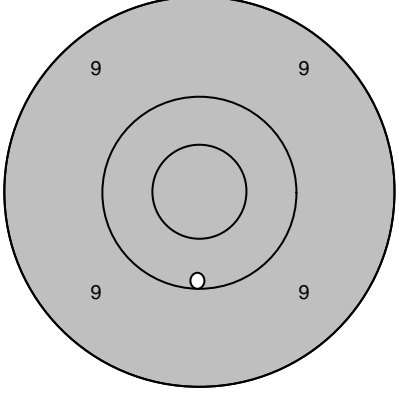
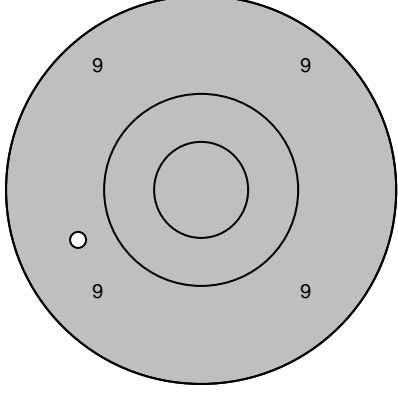
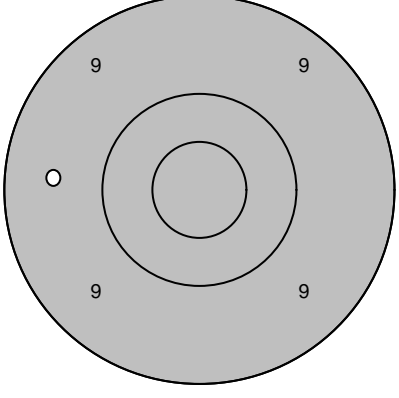
Skjutlag	Tavla	Leif Sigfridsson	
1	16	Ramselefors	
2008-07-12	Tavelträffen A - Final - 2008	Ramselefors SKF	
Provskott	1: 9,4 ↘ 2: 9,8 ↓ 3: 10,6* ↗	Serie 1	1: 10,1 ↗ 2: 8,7 ← 3: 9,6 ↘ 4: 10,5* ↑ 5: 10,3 →
	Serie 28,0 Totalt 136,0		Serie 47,0 Totalt 183,0
Serie 2	1: 10,0 → 2: 8,8 ← 3: 10,3 ↑ 4: 8,8 ↗ 5: 8,4 ←	Skott 1	1: 9,4 ↓
	Serie 44,0 Totalt 227,0		Serie 9,0 Totalt 236,0
Skott 2	1: 8,5 ↓	Skott 3	1: 9,8 ↓
	Serie 8,0 Totalt 244,0		Serie 9,0 Totalt 253,0
Skott 4	1: 10,2 ↓	Skott 5	1: 9,9 ↗
	Serie 10,0 Totalt 263,0		Serie 9,0 Totalt 272,0

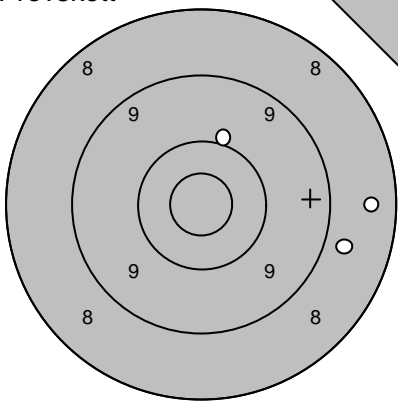
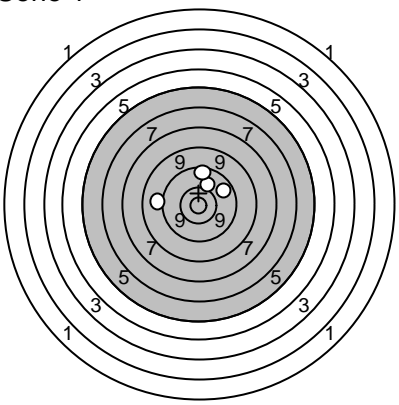
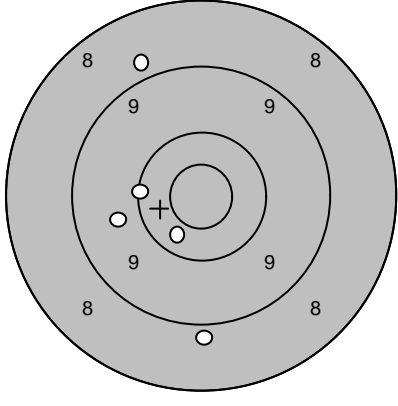
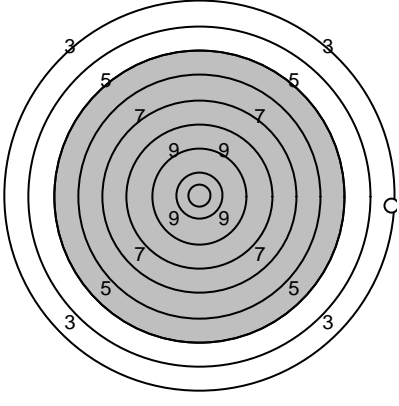
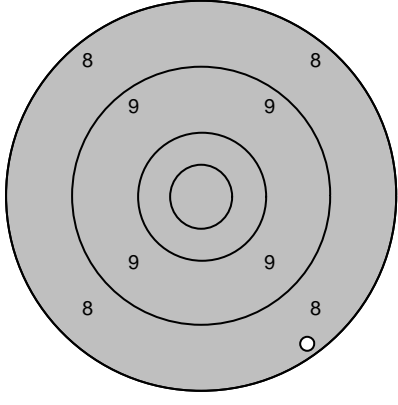
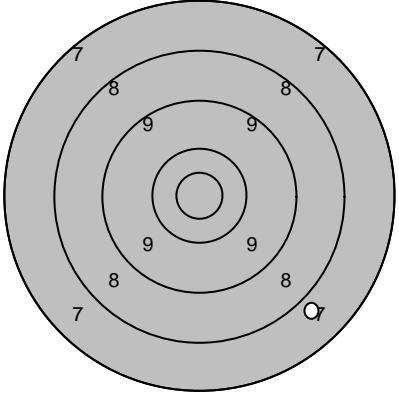
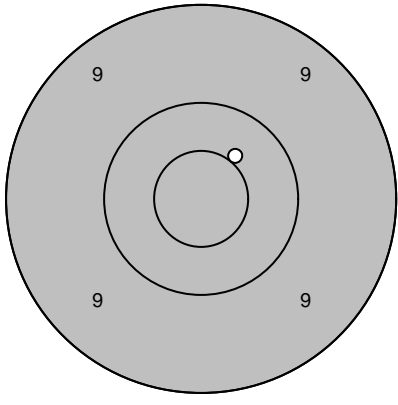
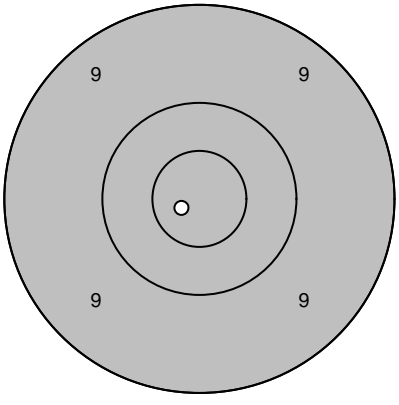
Skjutlag	Tavla			
1	18	Elina Högström		
		Ramselefors		
2008-07-12	Tavelträffen A - Final - 2008	Ramselefors SKF		
Provskott		1: 10,2 ↓ 2: 10,1 ↗ 3: 9,6 →	Serie 1 	1: 10,2 ↗ 2: 9,9 ↗ 3: 10,2 ↘ 4: 10,3 ↘ 5: 10,6* ←
	Serie 29,0 Totalt 147,0		Serie 49,0 Totalt 196,0	
Serie 2		1: 10,6* ← 2: 10,3 → 3: 10,9* → 4: 10,2 ↗ 5: 10,6* ↓	Skott 1 	1: 10,9* ↘
	Serie 50,0 Totalt 246,0		Serie 10,0 Totalt 256,0	
Skott 2		1: 9,5 ↖	Skott 3 	1: 9,7 ↖
	Serie 9,0 Totalt 265,0		Serie 9,0 Totalt 274,0	
Skott 4		1: 10,6* →	Skott 5 	1: 9,6 ↑
	Serie 10,0 Totalt 284,0		Serie 9,0 Totalt 293,0	

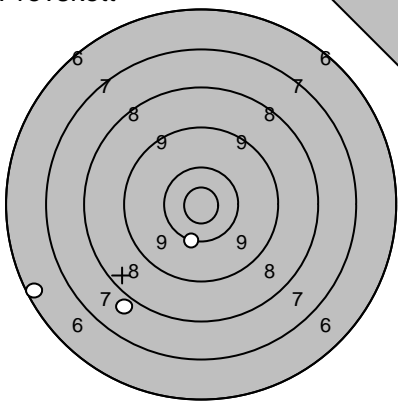
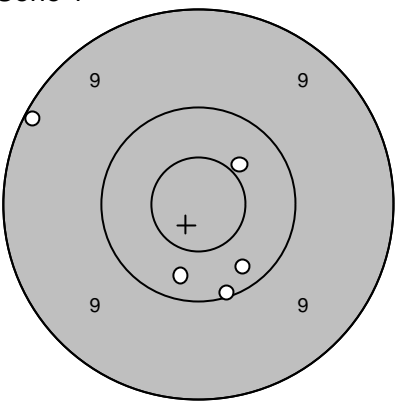
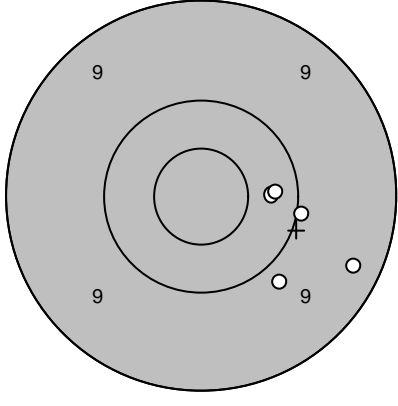
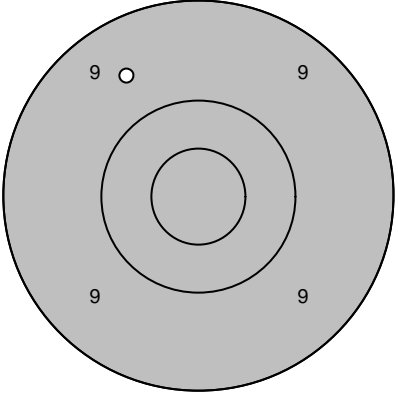
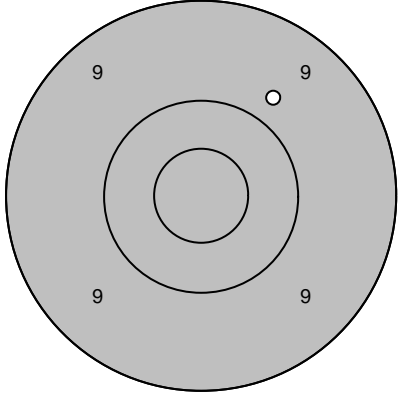
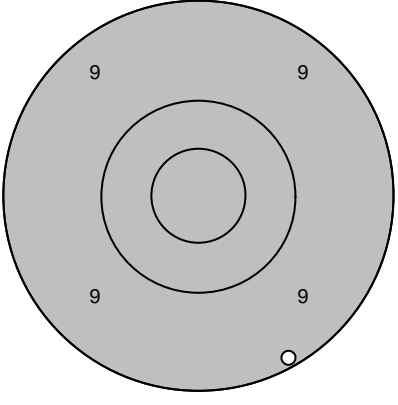
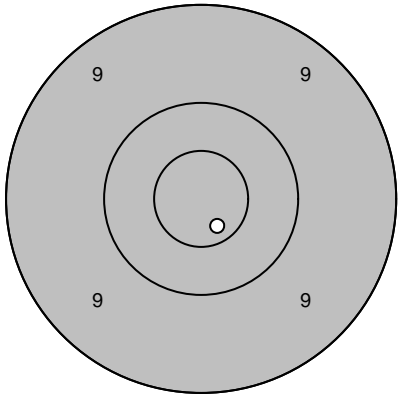
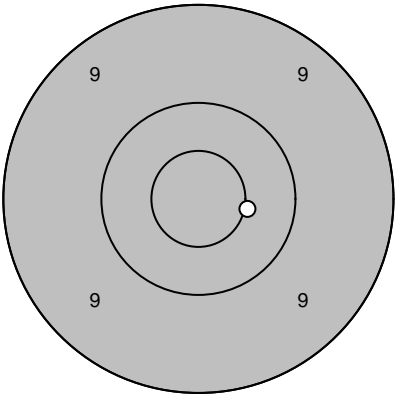
Skjutlag 1	Tavla 19	Johan Olsson		
		Öved-Östraby		
2008-07-12		Tavelträffen A - Final - 2008		Ramselefors SKF
Provskott 	1: 9,5 ↗ 2: 9,5 → 3: 9,1 →	Serie 1 	1: 9,3 → 2: 9,4 → 3: 10,5* ↗ 4: 10,3 ↗ 5: 10,1 ↘	
	Serie 27,0		Serie 48,0	
	Totalt 145,0		Totalt 193,0	
Serie 2 	1: 9,7 ↗ 2: 9,1 → 3: 10,1 → 4: 10,5* ↑ 5: 10,3 →	Skott 1 	1: 10,2 ↗	
	Serie 48,0		Serie 10,0	
	Totalt 241,0		Totalt 251,0	
Skott 2 	1: 10,5* ←	Skott 3 	1: 10,5* ↙	
	Serie 10,0		Serie 10,0	
	Totalt 261,0		Totalt 271,0	
Skott 4 	1: 8,9 ↖	Skott 5 	1: 10,9* ↑	
	Serie 8,0		Serie 10,0	
	Totalt 279,0		Totalt 289,0	

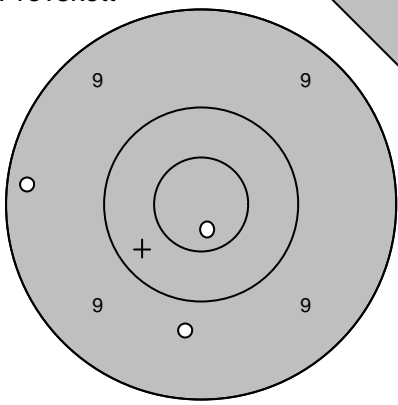
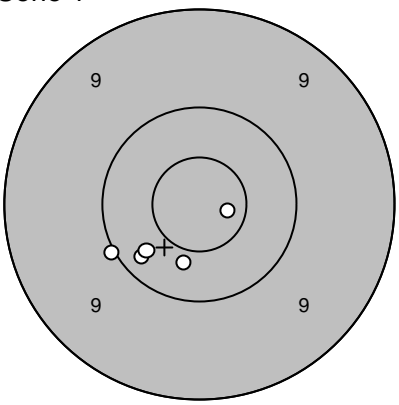
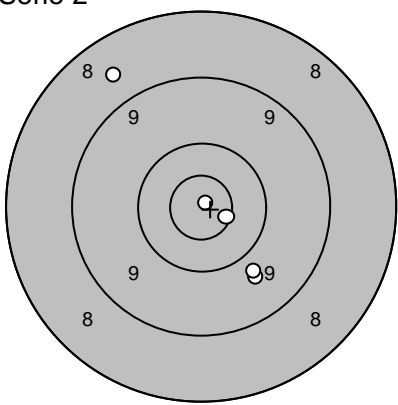
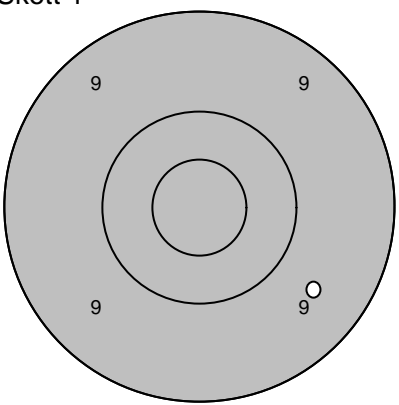
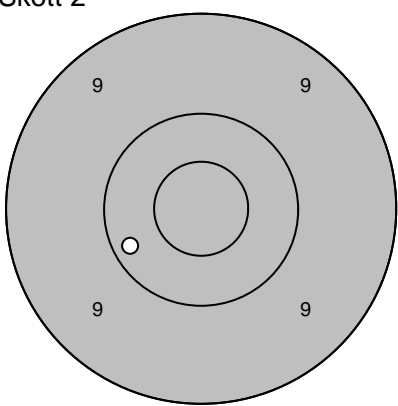
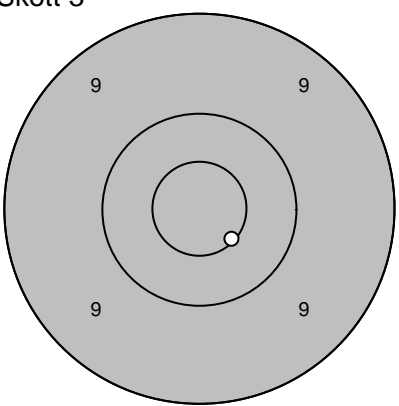
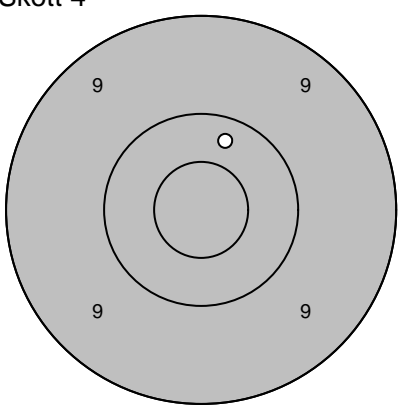
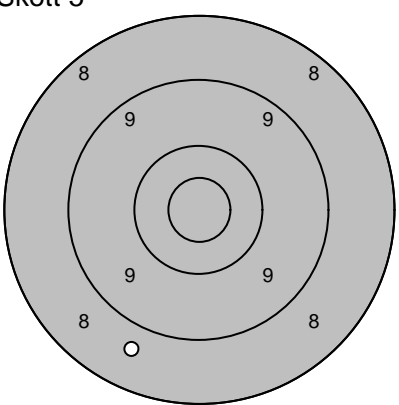
Skjutlag 1	Tavla 20	Marcus Andersson	
		Bälinge-Jumkil	
2008-07-12	Tavelträffen A - Final - 2008	Ramselefors SKF	
Provskott 	1: 9,4 ← 2: 10,1 ↗ 3: 8,9 →	Serie 1 	1: 10,1 → 2: 10,0 ↘ 3: 10,8* → 4: 10,4 ↑ 5: 9,9 ↓
	Serie 27,0		Serie 49,0
	Totalt 144,0		Totalt 193,0
Serie 2 	1: 10,4 ← 2: 8,9 ↓ 3: 10,3 ↓ 4: 9,8 ↓ 5: 9,1 →	Skott 1 	1: 8,9 →
	Serie 46,0		Serie 8,0
	Totalt 239,0		Totalt 247,0
Skott 2 	1: 9,2 →	Skott 3 	1: 10,8* →
	Serie 9,0		Serie 10,0
	Totalt 256,0		Totalt 266,0
Skott 5 	1: 9,3 ↘		
	Serie 9,0		
	Totalt 275,0		

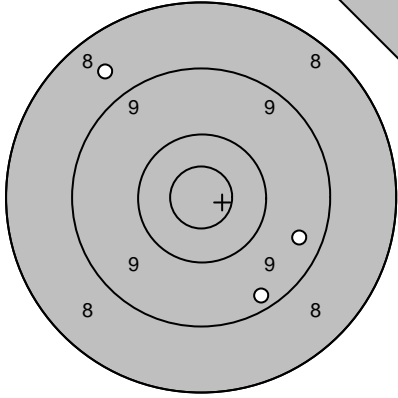
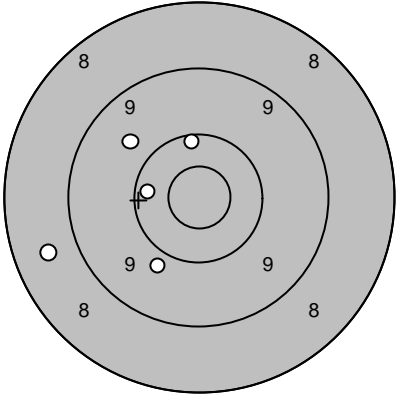
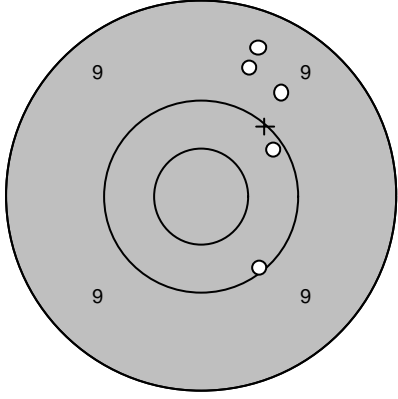
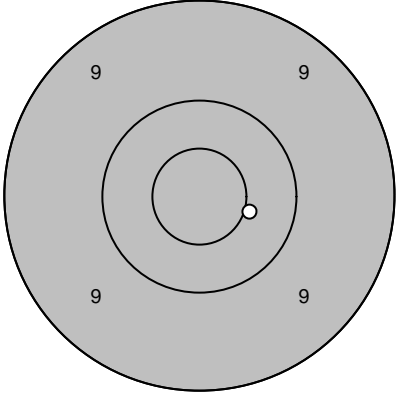
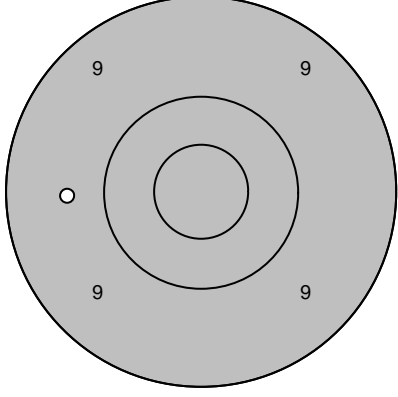
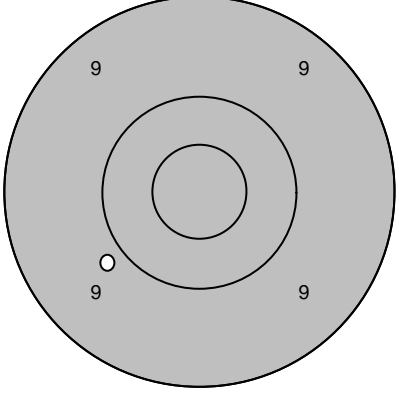
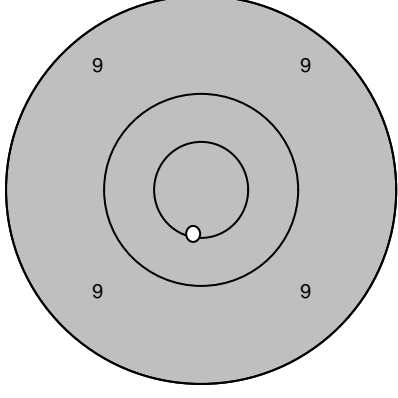
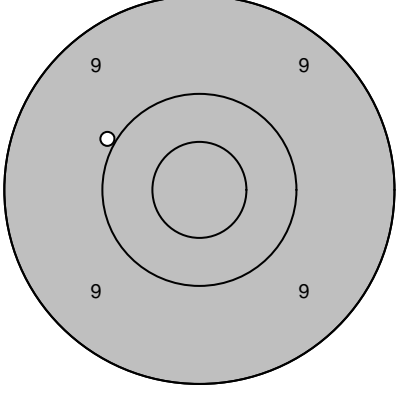
Skjutlag	Tavla	Peter Ericson		
1	21			
Loos				
2008-07-12	Tavelträffen A - Final - 2008	Ramselefors SKF		
Provskott		1: 9,9 ← 2: 10,3 ↗ 3: 9,9 ↑	Serie 1 	1: 9,4 → 2: 9,3 ↘ 3: 9,8 ↓ 4: 10,4 ↓ 5: 10,5* ↓
	Serie 28,0 Totalt 144,0		Serie 47,0 Totalt 191,0	
Serie 2		1: 10,2 ↙ 2: 9,5 → 3: 9,7 ↘ 4: 8,6 ↘ 5: 10,5* ↓	Skott 1 	1: 10,5* ↓
	Serie 46,0 Totalt 237,0		Serie 10,0 Totalt 247,0	
Skott 2		1: 9,4 ↙	Skott 3 	1: 10,0 ↓
	Serie 9,0 Totalt 256,0		Serie 10,0 Totalt 266,0	
Skott 4		1: 10,6* ←	Skott 5 	1: 10,8* ↑
	Serie 10,0 Totalt 276,0		Serie 10,0 Totalt 286,0	

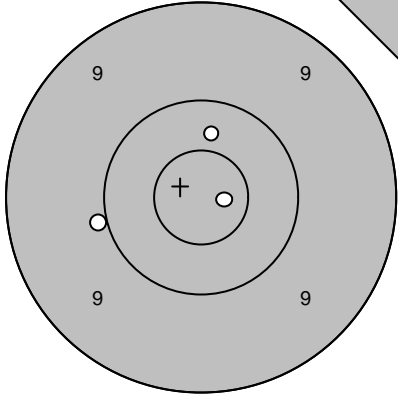
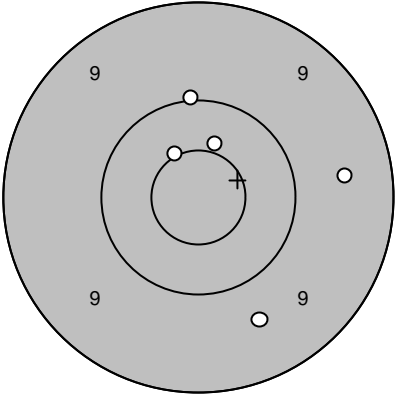
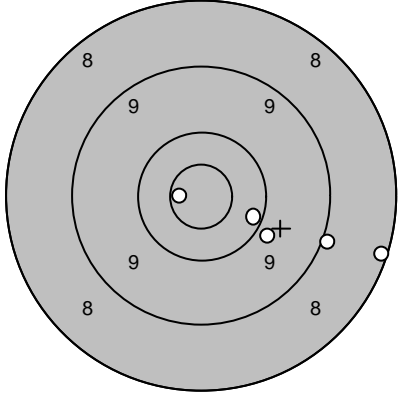
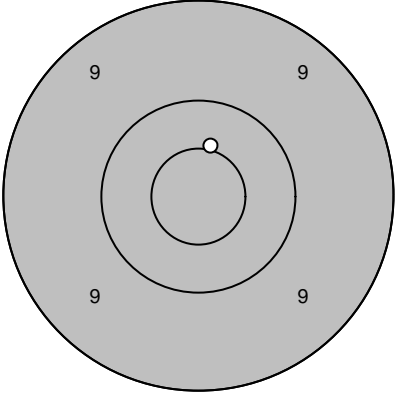
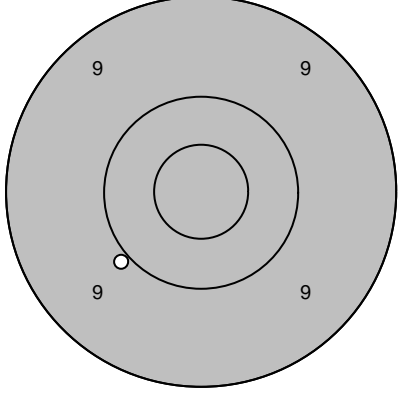
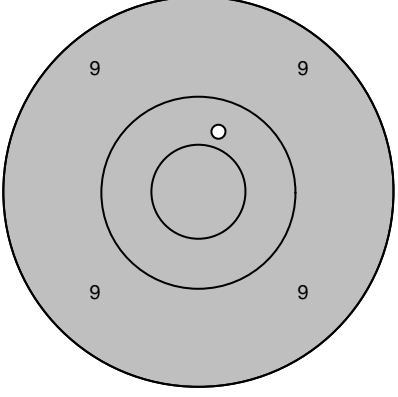
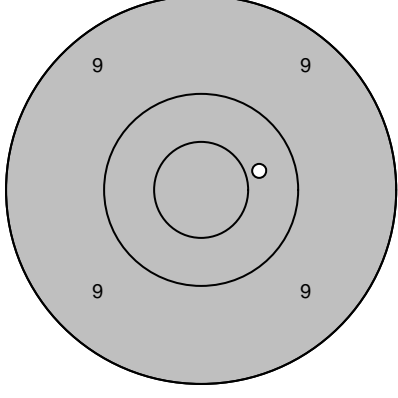
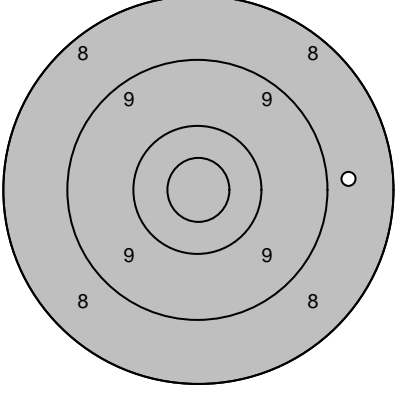
Skjutlag	Tavla	Daniel Wallberg		
1	22			
		Loos		
2008-07-12	Tavelträffen A - Final - 2008	Ramselefors SKF		
Provskott		1: 9,2 ← 2: 10,2 ↗ 3: 10,9* ↗	Serie 1 	1: 9,6 → 2: 10,7* ← 3: 10,1 ↓ 4: 10,3 ↓
		Serie 29,0	Serie 39,0	
		Totalt 143,0	Totalt 182,0	
Serie 2		1: 9,5 ↖ 2: 9,5 ↗ 3: 9,2 → 4: 10,8* ↗ 5: 9,3 ↓	Skott 1 	1: 9,7 ↑
		Serie 46,0	Serie 9,0	
		Totalt 228,0	Totalt 237,0	
Skott 2		1: 10,9* ↖	Skott 3 	1: 10,1 ↓
		Serie 10,0	Serie 10,0	
		Totalt 247,0	Totalt 257,0	
Skott 4		1: 9,7 ←	Skott 5 	1: 9,6 ←
		Serie 9,0	Serie 9,0	
		Totalt 266,0	Totalt 275,0	

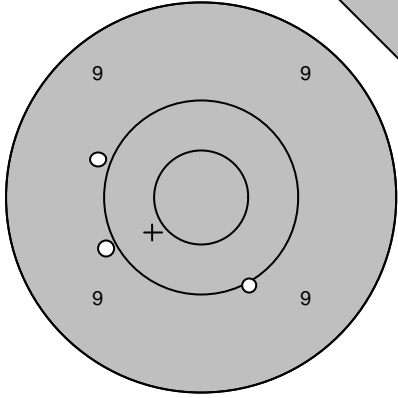
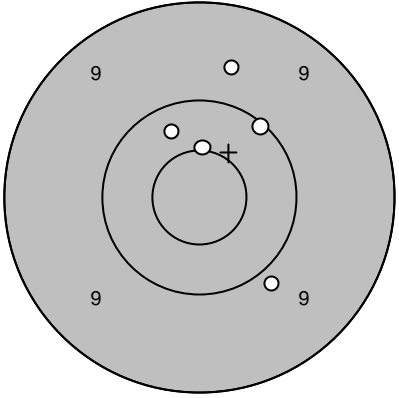
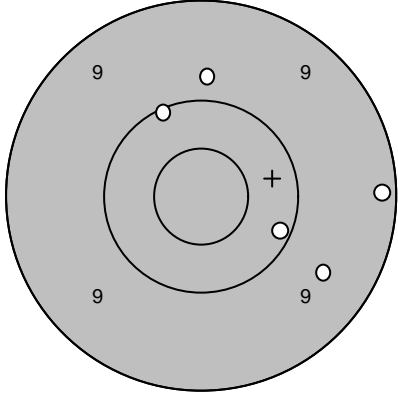
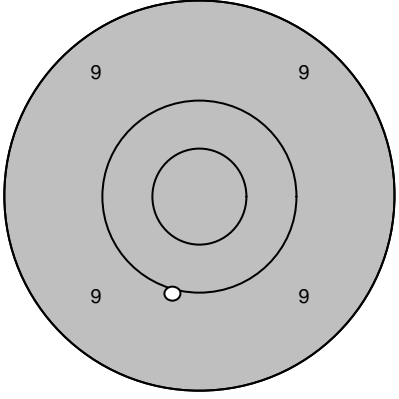
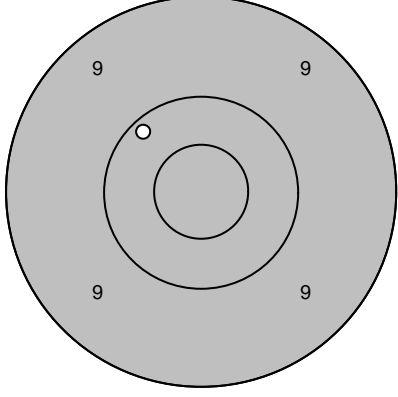
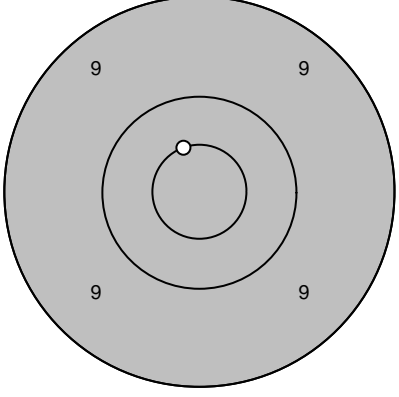
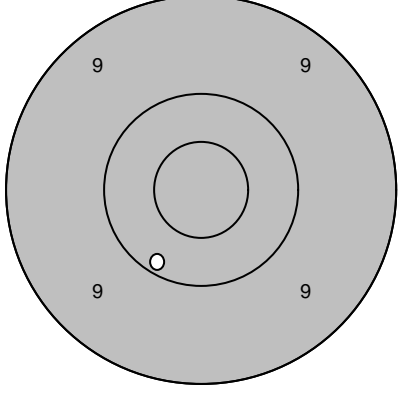
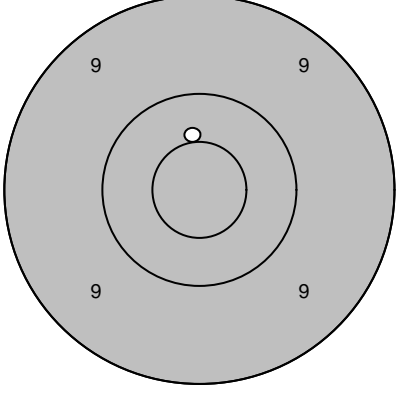
Skjutlag 1	Tavla 23	Gustav Karlsson	
		Loos	
2008-07-12	Tavelträffen A - Final - 2008	Ramselefors SKF	
Provskott 	1: 8,8 → 2: 10,0 ↑ 3: 8,5 →	Serie 1 	1: 9,1 → 2: 9,9 ↗ 3: 10,3 ↑ 4: 9,7 ↑ 5: 9,3 ←
	Serie 26,0		Serie 46,0
	Totalt 138,0		Totalt 184,0
Serie 2 	1: 10,1 ← 2: 9,8 ← 3: 8,8 ↑ 4: 8,9 ↓ 5: 10,4 ↘	Skott 1 	1: 3,4 →
	Serie 45,0		Serie 3,0
	Totalt 229,0		Totalt 232,0
Skott 2 	1: 8,3 ↘	Skott 3 	1: 7,8 ↘
	Serie 8,0		Serie 7,0
	Totalt 240,0		Totalt 247,0
Skott 4 	1: 10,5* ↗	Skott 5 	1: 10,8* ←
	Serie 10,0		Serie 10,0
	Totalt 257,0		Totalt 267,0

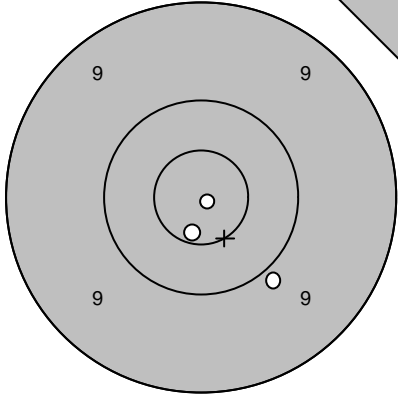
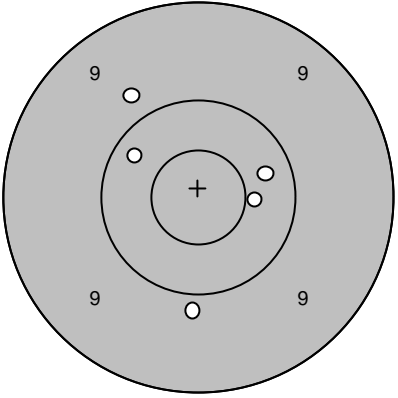
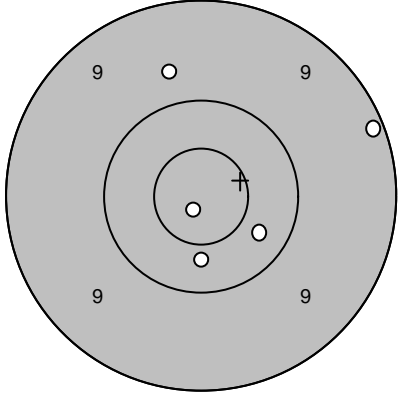
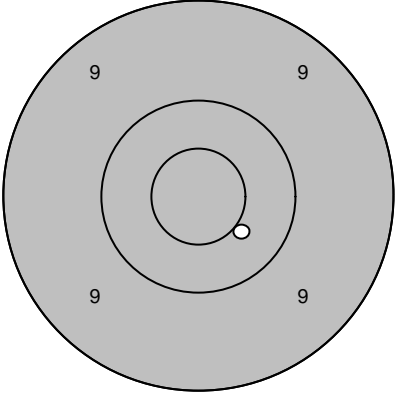
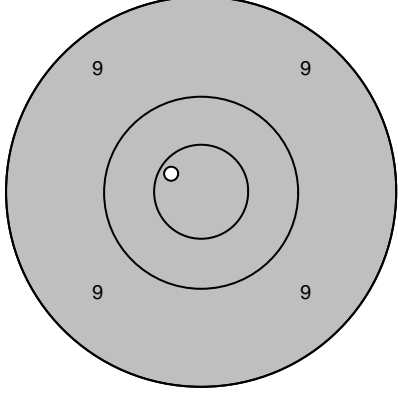
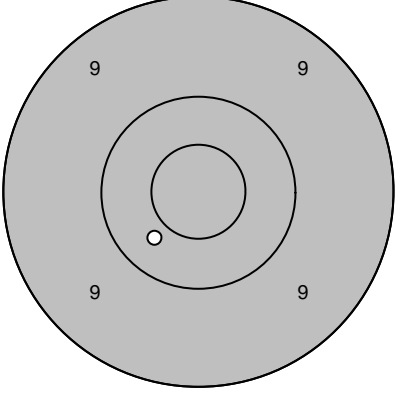
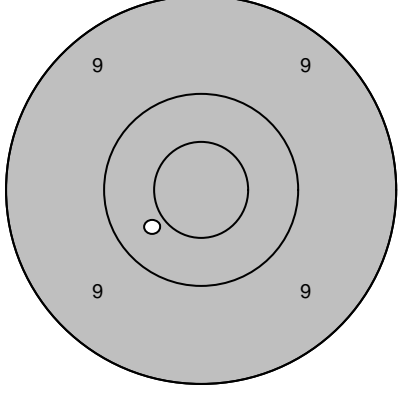
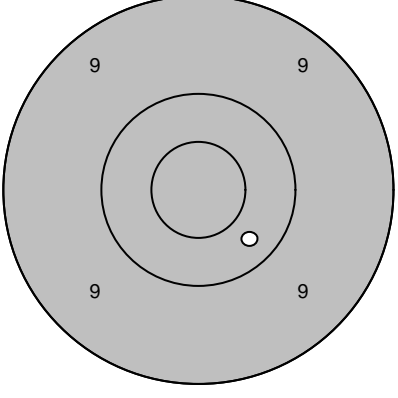
Skjutlag	Tavla	Oliver Åkerström		
1	24			
		Niemisel		
2008-07-12	Tavelträffen A - Final - 2008	Ramselefors SKF		
Provskott		1: 7,9 ↙ 2: 10,2 ↓ 3: 6,4 ←	Serie 1 	1: 10,3 ↓ 2: 10,4 ↗ 3: 9,1 ↗ 4: 10,3 ↓ 5: 10,1 ↓
	Serie 23,0 Totalt 128,0		Serie 49,0 Totalt 177,0	
Serie 2		1: 9,9 ↘ 2: 10,0 → 3: 10,3 → 4: 9,3 ↘ 5: 10,3 →	Skott 1 	1: 9,6 ↖
	Serie 48,0 Totalt 225,0		Serie 9,0 Totalt 234,0	
Skott 2		1: 9,8 ↗	Skott 3 	1: 9,1 ↓
	Serie 9,0 Totalt 243,0		Serie 9,0 Totalt 252,0	
Skott 4		1: 10,7* ↓	Skott 5 	1: 10,5* →
	Serie 10,0 Totalt 262,0		Serie 10,0 Totalt 272,0	

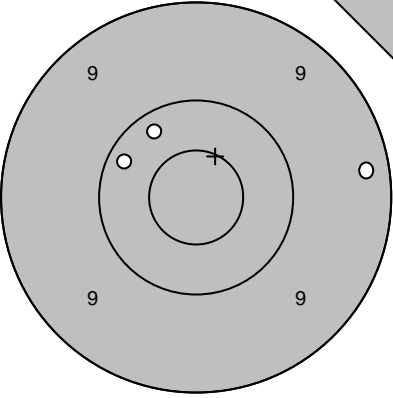
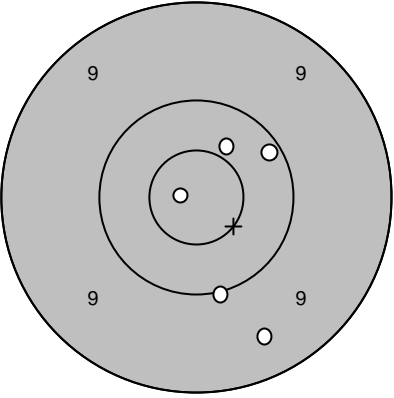
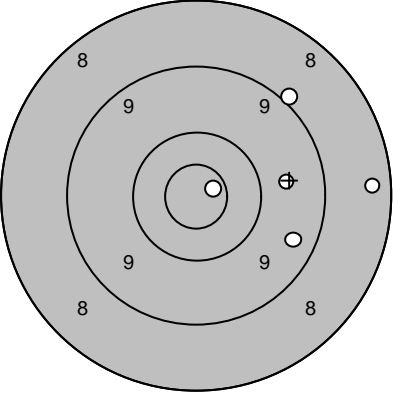
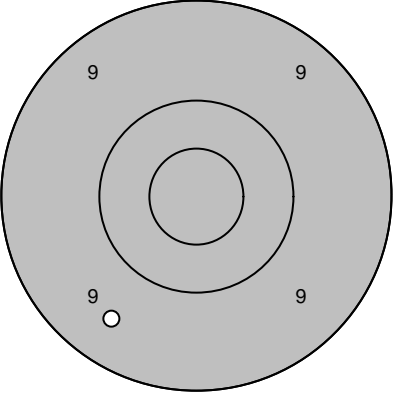
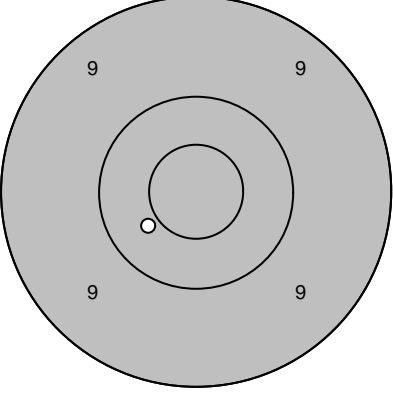
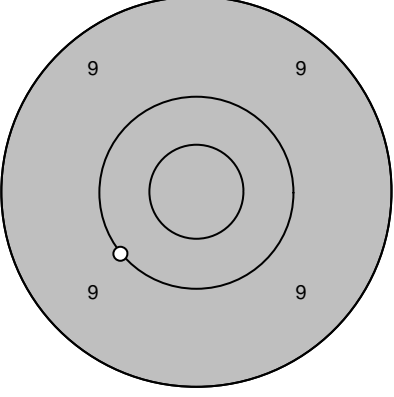
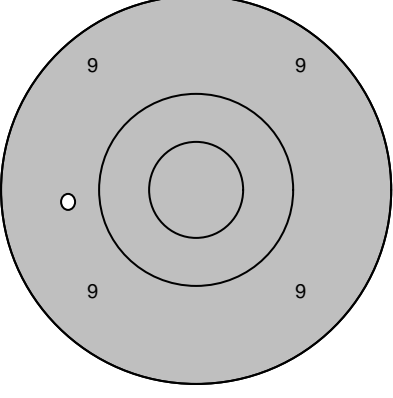
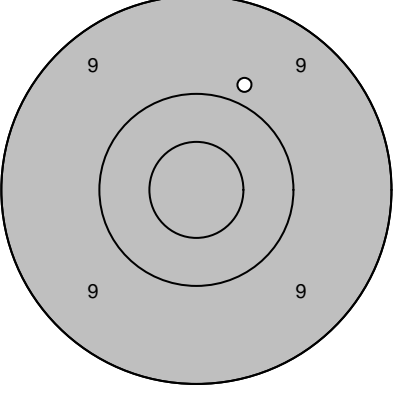
Skjutlag	Tavla	Bo Allansson	
2	1		
		Stenungsund	
2008-07-12	Tavelträffen A - Final - 2008	Ramselefors SKF	
Provsnitt 	1: 10,8* ↓ 2: 9,7 ↓ 3: 9,2 ←	Serie 1 	1: 10,4 ↓ 2: 10,7* → 3: 10,2 ↙ 4: 10,0 ↙ 5: 10,3 ↙
Serie 28,0		Serie 50,0	
Totalt 147,0		Totalt 197,0	
Serie 2 	1: 9,7 ↓ 2: 9,8 ↘ 3: 8,7 ↗ 4: 10,7* → 5: 10,9* ↗	Skott 1 	1: 9,6 ↘
Serie 46,0		Serie 9,0	
Totalt 243,0		Totalt 252,0	
Skott 2 	1: 10,2 ←	Skott 3 	1: 10,6* ↘
Serie 10,0		Serie 10,0	
Totalt 262,0		Totalt 272,0	
Skott 4 	1: 10,3 ↑	Skott 5 	1: 8,7 ↓
Serie 10,0		Serie 8,0	
Totalt 282,0		Totalt 290,0	

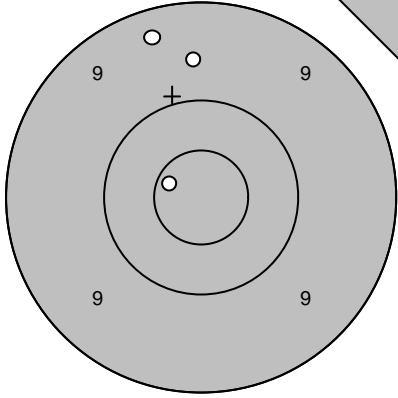
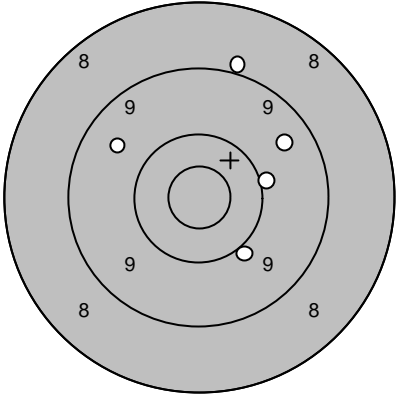
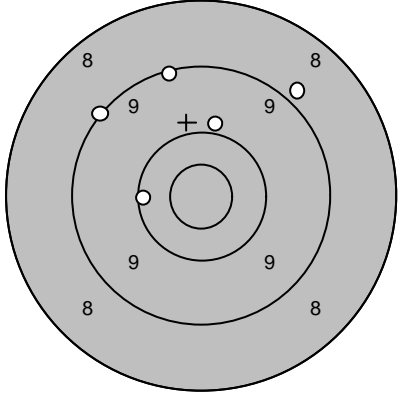
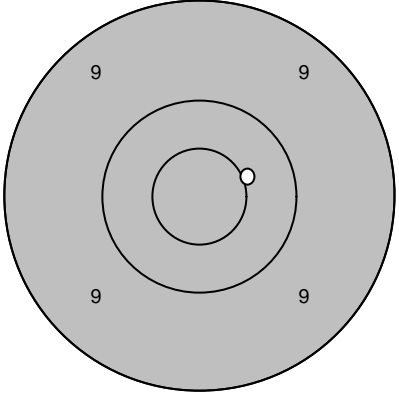
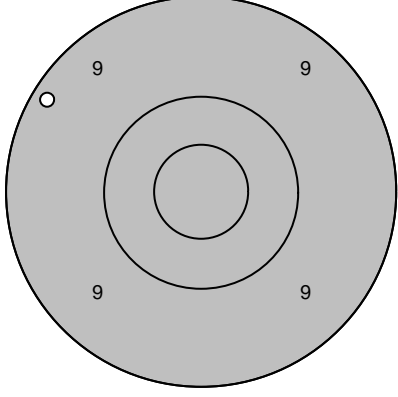
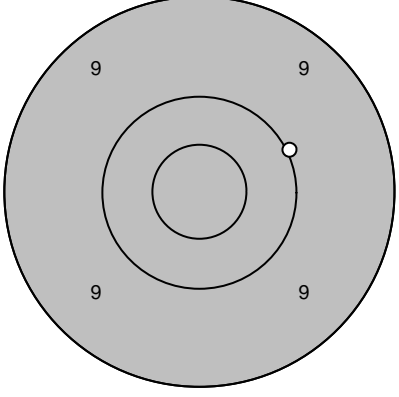
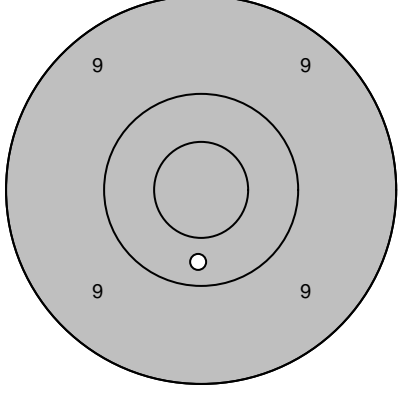
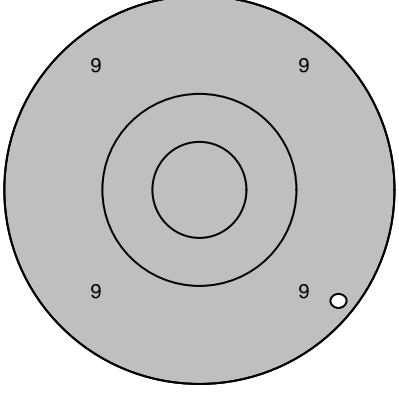
Skjutlag 2	Tavla 2	Johnny Wallberg	
		Loos	
2008-07-12	Tavelträffen A - Final - 2008	Ramselefors SKF	
Provsnitt 	1: 8,7 ↗ 2: 9,3 ↘ 3: 9,4 ↘	Serie 1 	1: 10,2 ↑ 2: 8,6 ← 3: 10,3 ← 4: 9,8 ↘ 5: 9,7 ↗
	Serie 26,0		Serie 46,0
	Totalt 147,0		Totalt 193,0
Serie 2 	1: 10,1 ↘ 2: 10,2 ↗ 3: 9,6 ↗ 4: 9,4 ↗ 5: 9,7 ↗	Skott 1 	1: 10,5* ➔
	Serie 47,0		Serie 10,0
	Totalt 240,0		Totalt 250,0
Skott 2 	1: 9,7 ←	Skott 3 	1: 9,9 ↙
	Serie 9,0		Serie 9,0
	Totalt 259,0		Totalt 268,0
Skott 4 	1: 10,6* ↓	Skott 5 	1: 10,0 ↖
	Serie 10,0		Serie 10,0
	Totalt 278,0		Totalt 288,0

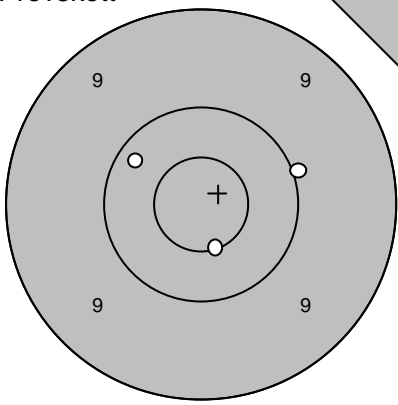
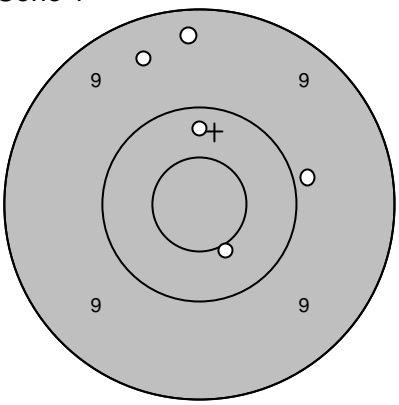
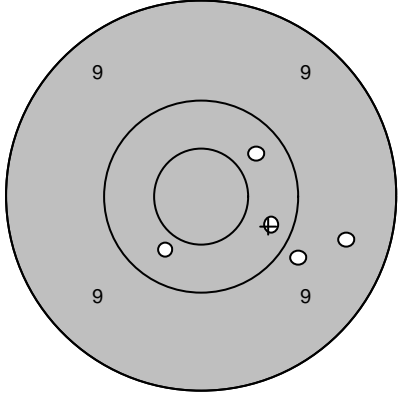
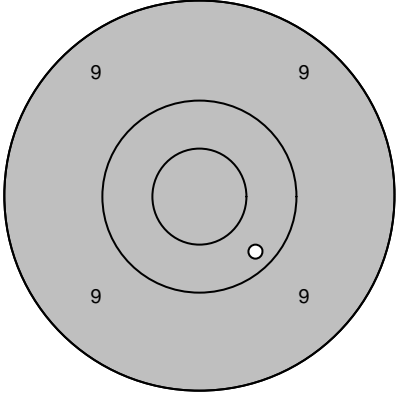
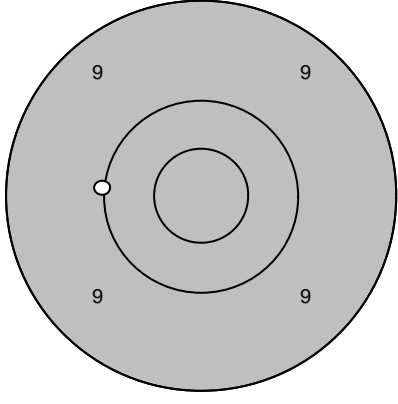
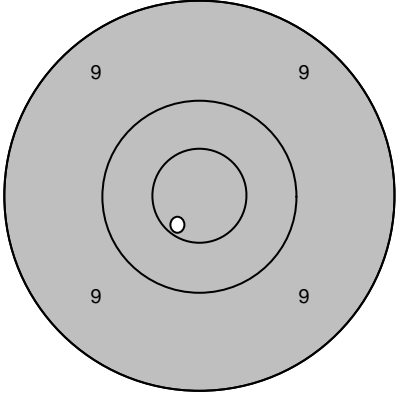
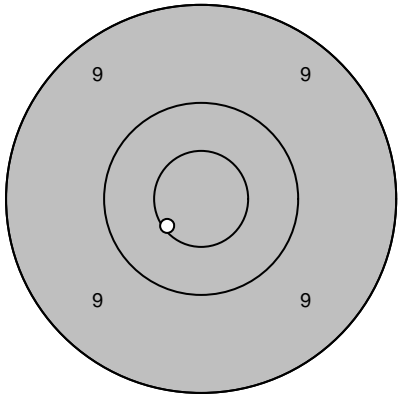
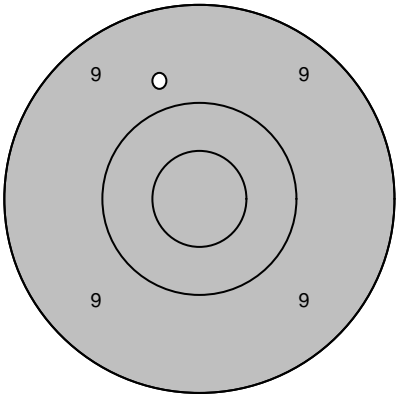
Skjutlag 2	Tavla 3	Dan-Ivan Karlsson	
		Ramselefors	
2008-07-12	Tavelträffen A - Final - 2008	Ramselefors SKF	
Provskott 	1: 10,4 ↑ 2: 10,0 ← 3: 10,8* →	Serie 1 	1: 9,6 ↓ 2: 9,5 → 3: 10,5* ↖ 4: 10,0 ↑ 5: 10,5* ↑
Serie 30,0		Serie 48,0	
Totalt 147,0		Totalt 195,0	
Serie 2 	1: 8,2 → 2: 10,7* ← 3: 10,2 ↘ 4: 9,9 ↘ 5: 9,0 ↘	Skott 1 	1: 10,5* ↑
Serie 46,0		Serie 10,0	
Totalt 241,0		Totalt 251,0	
Skott 2 	1: 10,0 ↙	Skott 3 	1: 10,4 ↑
Serie 10,0		Serie 10,0	
Totalt 261,0		Totalt 271,0	
Skott 4 	1: 10,4 →	Skott 5 	1: 8,8 →
Serie 10,0		Serie 8,0	
Totalt 281,0		Totalt 289,0	

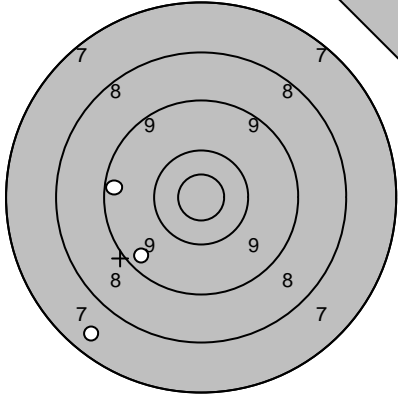
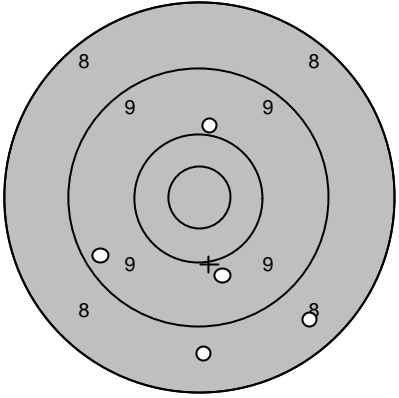
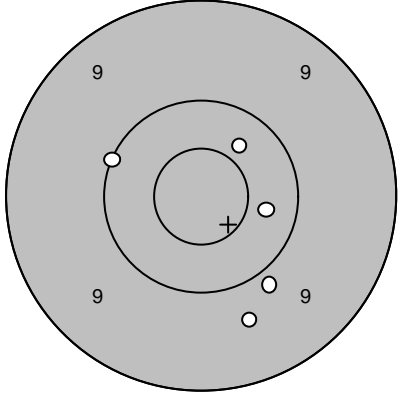
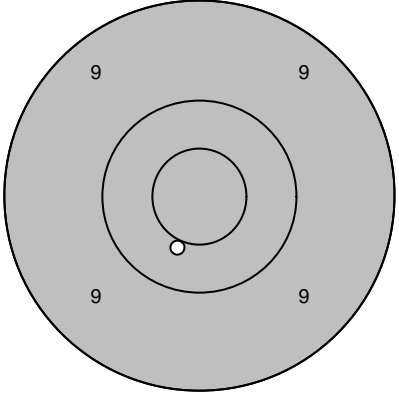
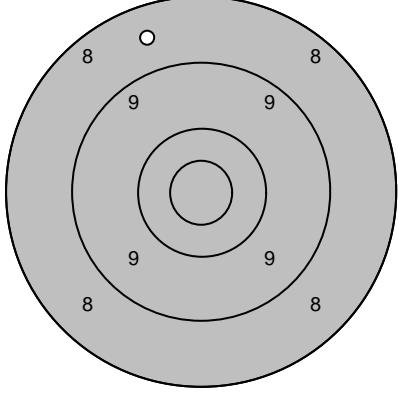
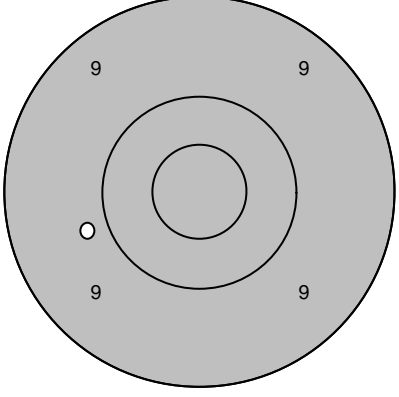
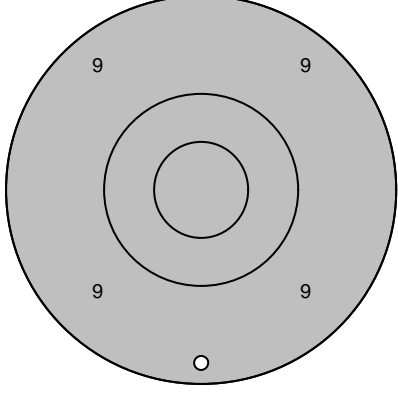
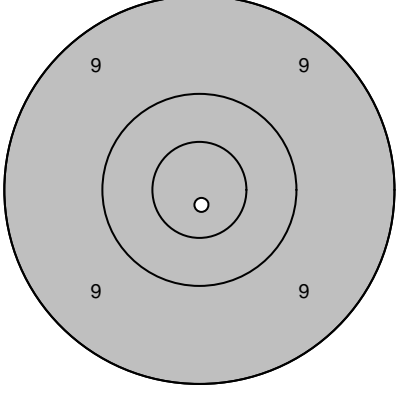
Skjutlag 2	Tavla 4	Camilla Lindfors	
		I 19 / A 9	
2008-07-12	Tavelträffen A - Final - 2008	Ramselefors SKF	
Provskott 	1: 10,0 ↘ 2: 9,9 ↙ 3: 9,9 ↖	Serie 1 	1: 9,9 ↘ 2: 10,1 ↗ 3: 9,7 ↑ 4: 10,3 ↗ 5: 10,5* ↑
	Serie 28,0		Serie 48,0
	Totalt 146,0		Totalt 194,0
Serie 2 	1: 10,2 → 2: 9,2 → 3: 9,6 ↘ 4: 9,8 ↑ 5: 10,1 ↗	Skott 1 	1: 10,0 ↓
	Serie 47,0		Serie 10,0
	Totalt 241,0		Totalt 251,0
Skott 2 	1: 10,2 ↖	Skott 3 	1: 10,6* ↗
	Serie 10,0		Serie 10,0
	Totalt 261,0		Totalt 271,0
Skott 4 	1: 10,2 ↘	Skott 5 	1: 10,5* ↑
	Serie 10,0		Serie 10,0
	Totalt 281,0		Totalt 291,0

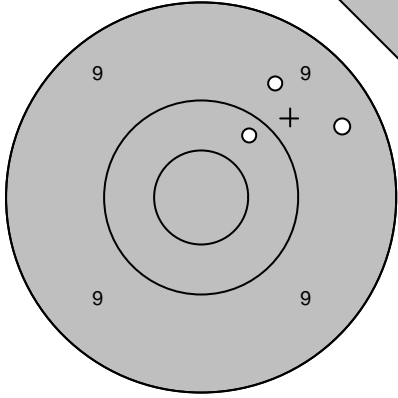
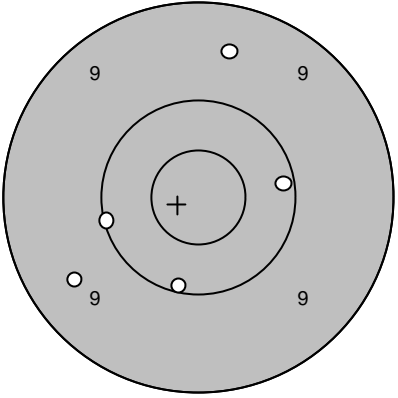
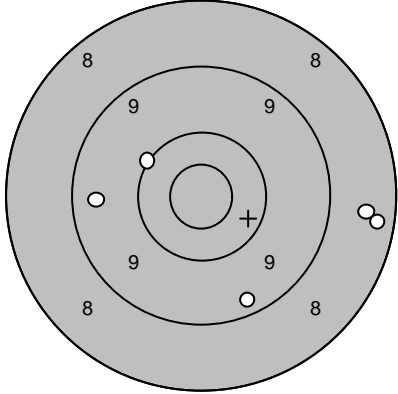
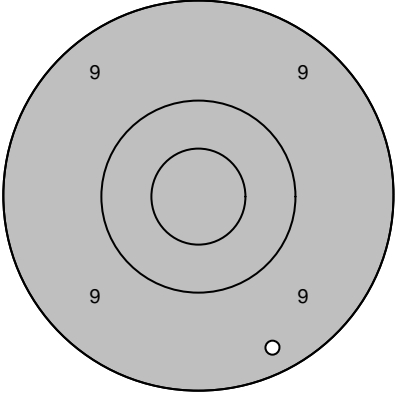
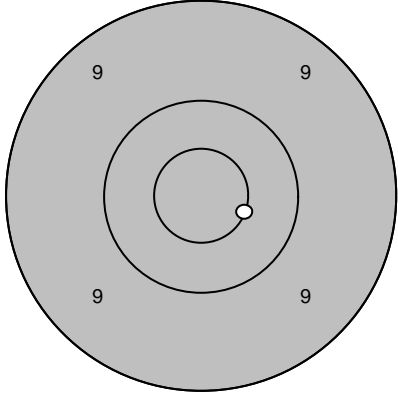
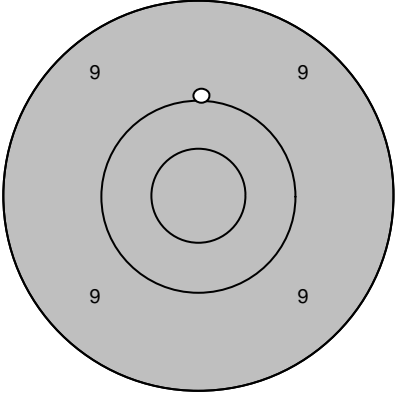
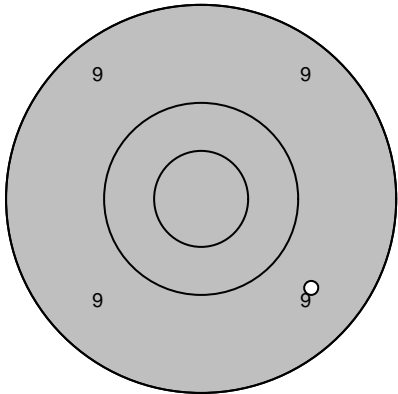
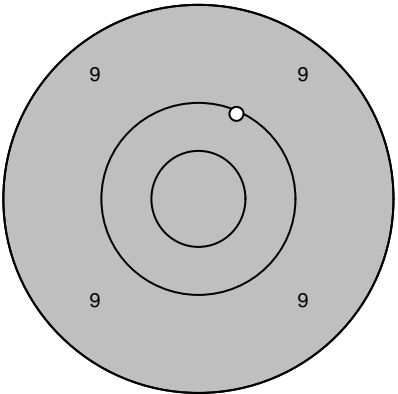
Skjutlag 2	Tavla 5	Owe Gustafsson	
		Solberga	
2008-07-12	Tavelträffen A - Final - 2008	Ramselefors SKF	
Provskott 	1: 10,9* → 2: 9,9 ↓ 3: 10,7* ↓	Serie 1 	1: 10,3 → 2: 9,9 ↓ 3: 9,8 ↗ 4: 10,3 ↗ 5: 10,5* →
	Serie 29,0 Totalt 146,0		Serie 48,0 Totalt 194,0
Serie 2 	1: 9,1 → 2: 10,3 → 3: 10,9* ↓ 4: 9,7 ↑ 5: 10,4 ↓	Skott 1 	1: 10,5* ↓
	Serie 48,0 Totalt 242,0		Serie 10,0 Totalt 252,0
Skott 2 	1: 10,7* ↖	Skott 3 	1: 10,4 ↙
	Serie 10,0 Totalt 262,0		Serie 10,0 Totalt 272,0
Skott 4 	1: 10,4 ↙	Skott 5 	1: 10,3 ↓
	Serie 10,0 Totalt 282,0		Serie 10,0 Totalt 292,0

Skjutlag 2	Tavla 6	Berndt Steffen	
		Frötuna	
2008-07-12	Tavelträffen A - Final - 2008	Ramselefors SKF	
Provskott 	1: 9,3 → 2: 10,2 ↖ 3: 10,2 ↗	Serie 1 	1: 10,9* ← 2: 9,5 ↓ 3: 10,4 ↗ 4: 10,0 ↓ 5: 10,2 ↗
Serie 29,0		Serie 49,0	
Totalt 145,0		Totalt 194,0	
Serie 2 	1: 9,4 → 2: 8,4 → 3: 9,7 → 4: 10,8* → 5: 9,0 ↗	Skott 1 	1: 9,5 ↙
Serie 45,0		Serie 9,0	
Totalt 239,0		Totalt 248,0	
Skott 2 	1: 10,4 ↙	Skott 3 	1: 10,0 ↙
Serie 10,0		Serie 10,0	
Totalt 258,0		Totalt 268,0	
Skott 4 	1: 9,7 ←	Skott 5 	1: 9,9 ↗
Serie 9,0		Serie 9,0	
Totalt 277,0		Totalt 286,0	

Skjutlag 2	Tavla 7	Lennart Jacobsson	
		Ramselefors	
2008-07-12	Tavelträffen A - Final - 2008	Ramselefors SKF	
Provskott 	1: 9,6 ↑ 2: 10,7* ↖ 3: 9,3 ↑	Serie 1 	1: 9,0 ↑ 2: 9,5 ↗ 3: 10,0 → 4: 9,6 ↖ 5: 10,0 ↘
	Serie 28,0		Serie 47,0
	Totalt 145,0		Totalt 192,0
Serie 2 	1: 8,9 ↗ 2: 9,1 ↑ 3: 9,9 ↑ 4: 9,1 ↖ 5: 10,2 ←	Skott 1 	1: 10,5* →
	Serie 45,0		Serie 10,0
	Totalt 237,0		Totalt 247,0
Skott 2 	1: 9,2 ↖	Skott 3 	1: 10,0 →
	Serie 9,0		Serie 10,0
	Totalt 256,0		Totalt 266,0
Skott 4 	1: 10,3 ↓	Skott 5 	1: 9,2 ↘
	Serie 10,0		Serie 9,0
	Totalt 276,0		Totalt 285,0

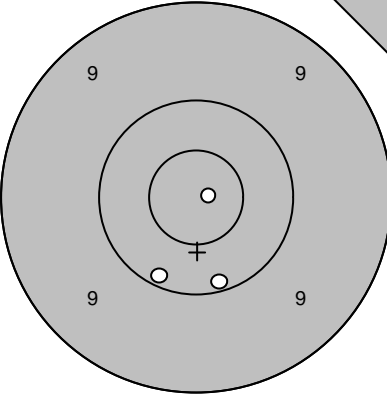
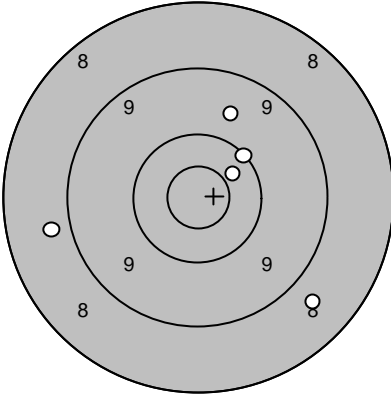
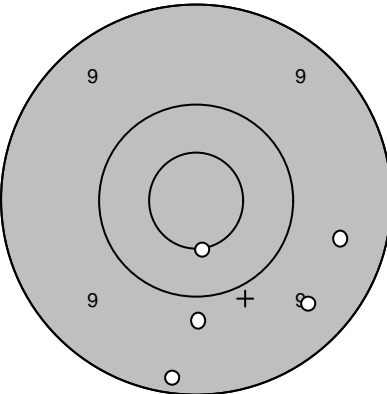
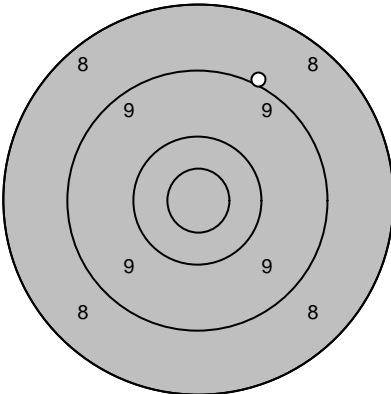
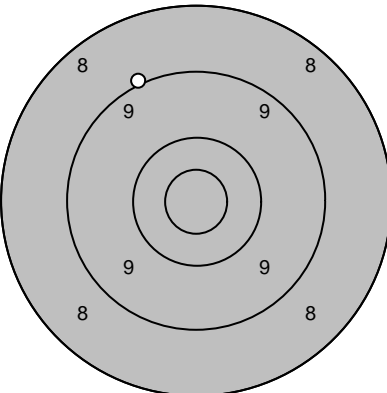
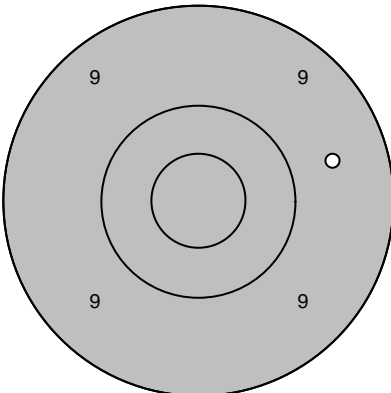
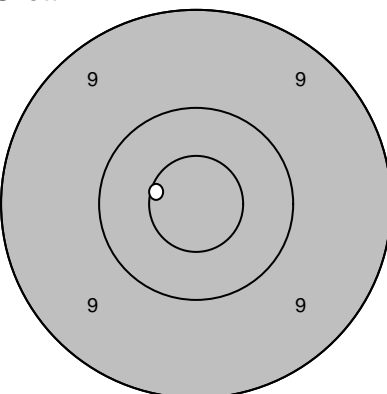
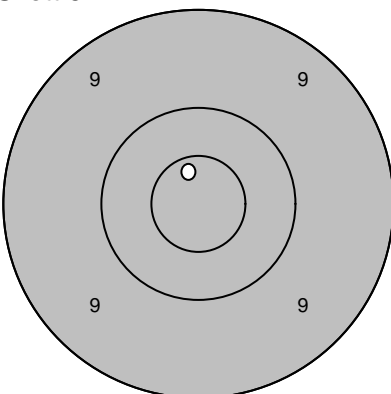
Skjutlag 2	Tavla 8	Linda Lidman	
		Piteå	
2008-07-12	Tavelträffen A - Final - 2008	Ramselefors SKF	
Provsnitt 	1: 10,6* ↓ 2: 10,0 → 3: 10,2 ↗	Serie 1 	1: 9,4 ↗ 2: 10,5* ↓ 3: 9,3 ↑ 4: 10,3 ↑ 5: 9,9 →
	Serie 30,0		Serie 47,0
	Totalt 145,0		Totalt 192,0
Serie 2 	1: 9,9 ↘ 2: 10,3 → 3: 10,3 ↗ 4: 9,5 → 5: 10,4 ↓	Skott 1 	1: 10,2 ↘
	Serie 48,0		Serie 10,0
	Totalt 240,0		Totalt 250,0
Skott 2 	1: 10,0 ←	Skott 3 	1: 10,7* ↓
	Serie 10,0		Serie 10,0
	Totalt 260,0		Totalt 270,0
Skott 4 	1: 10,6* ↘	Skott 5 	1: 9,8 ↗
	Serie 10,0		Serie 9,0
	Totalt 280,0		Totalt 289,0

Skjutlag 2	Tavla 9	Börje Erlandsson	
		Vikingen	
2008-07-12	Tavelträffen A - Final - 2008	Ramselefors SKF	
Provsnitt 	1: 9,3 ← 2: 9,4 ↘ 3: 7,5 ↘	Serie 1 	1: 10,0 ↑ 2: 8,7 ↓ 3: 9,3 ↙ 4: 9,8 ↓ 5: 8,6 ↓
	Serie 25,0		Serie 44,0
	Totalt 144,0		Totalt 188,0
Serie 2 	1: 10,4 → 2: 9,9 ↓ 3: 9,7 ↓ 4: 10,4 ↗ 5: 10,1 ↖	Skott 1 	1: 10,5* ↘
	Serie 48,0		Serie 10,0
	Totalt 236,0		Totalt 246,0
Skott 2 	1: 8,6 ↑	Skott 3 	1: 9,8 ←
	Serie 8,0		Serie 9,0
	Totalt 254,0		Totalt 263,0
Skott 4 	1: 9,3 ↓	Skott 5 	1: 10,9* ↓
	Serie 9,0		Serie 10,0
	Totalt 272,0		Totalt 282,0

Skjutlag 2	Tavla 10	Tony Jansson	
		Ununge	
2008-07-12		Tavelträffen A - Final - 2008	Ramselefors SKF
Provsnitt 	1: 10,2 ↗ 2: 9,6 ↗ 3: 9,4 →	Serie 1 	1: 10,1 ← 2: 10,2 → 3: 9,5 ↑ 4: 10,1 ↓ 5: 9,5 ↙
Serie 2		Skott 1	
	1: 8,5 → 2: 10,1 ↗ 3: 9,3 ↓ 4: 8,3 → 5: 9,5 ←		1: 9,3 ↓
Skott 2		Skott 3	
	1: 10,6* →		1: 10,0 ↑
Skott 4		Skott 5	
	1: 9,6 ↘		1: 10,1 ↗
Serie		Serie	
Totalt		Totalt	
Serie 28,0		Serie 48,0	
Totalt 144,0		Totalt 192,0	
Serie 44,0		Serie 9,0	
Totalt 236,0		Totalt 245,0	
Serie 10,0		Serie 10,0	
Totalt 255,0		Totalt 265,0	
Serie 9,0		Serie 10,0	
Totalt 274,0		Totalt 284,0	

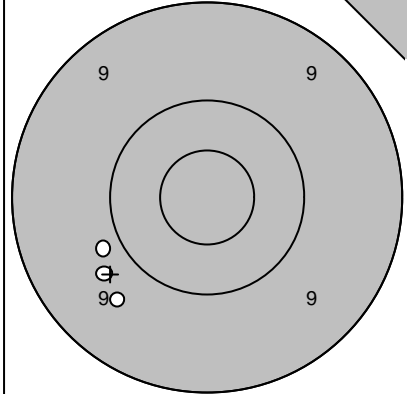
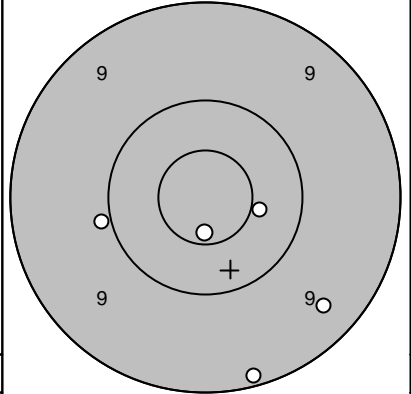
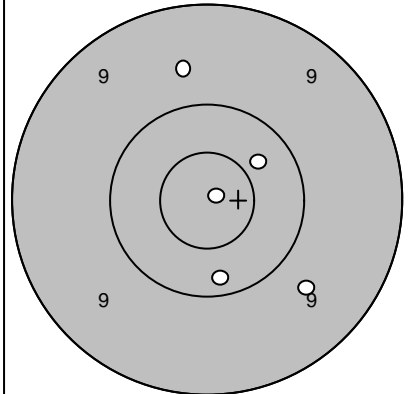
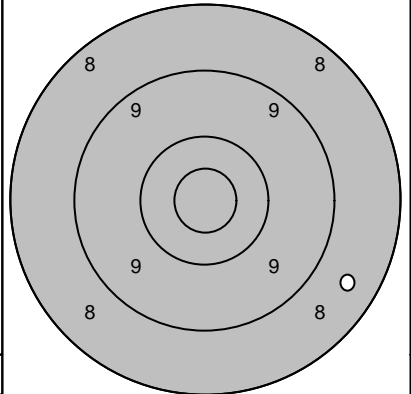
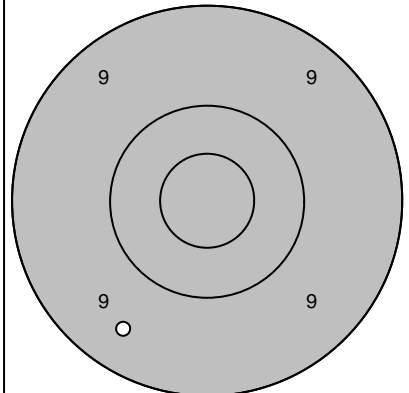
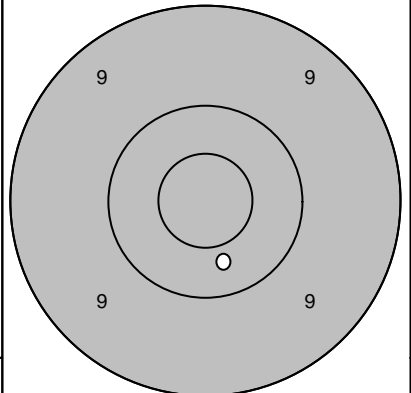
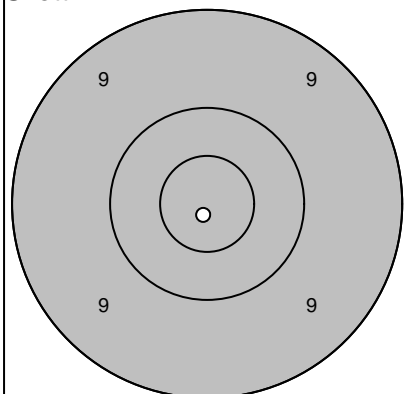
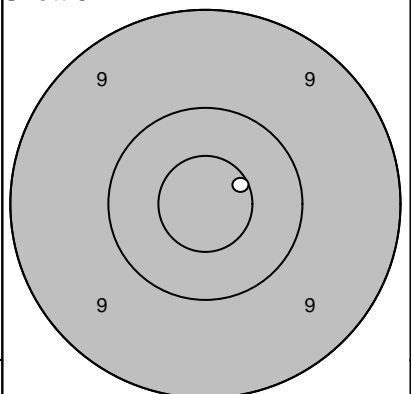
Skjutlag 2	Tavla 11	Jan-Erik Karlsson	
		Ramselefors	
2008-07-12	Tavelträffen A - Final - 2008	Ramselefors SKF	
Provsnitt		1: 9,3 ↘ 2: 9,1 ↙ 3: 10,2 ↘	Serie 1
			1: 9,2 → 2: 10,0 ↓ 3: 10,1 ↑ 4: 10,1 ↓ 5: 10,5* ↓
		Serie 28,0 Totalt 144,0	Serie 49,0 Totalt 193,0
Serie 2		1: 10,2 → 2: 9,4 ↓ 3: 9,5 ↓ 4: 9,9 ↓ 5: 9,8 ↙	Skott 1
			1: 10,2 →
		Serie 46,0 Totalt 239,0	Serie 10,0 Totalt 249,0
Skott 2		1: 9,4 ↗	Skott 3
			1: 10,1 ↖
		Serie 9,0 Totalt 258,0	Serie 10,0 Totalt 268,0
Skott 4		1: 9,1 ↑	Skott 5
			1: 9,7 ↑
		Serie 9,0 Totalt 277,0	Serie 9,0 Totalt 286,0

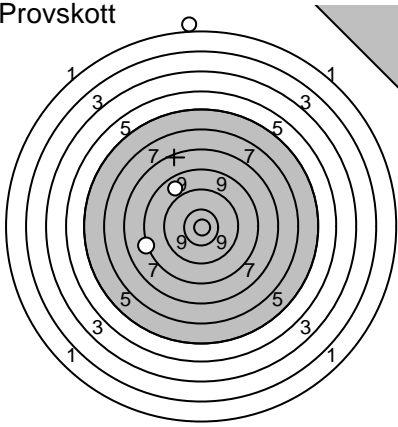
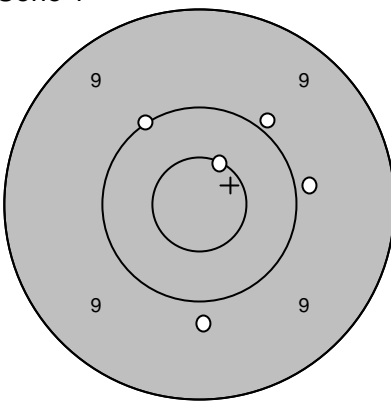
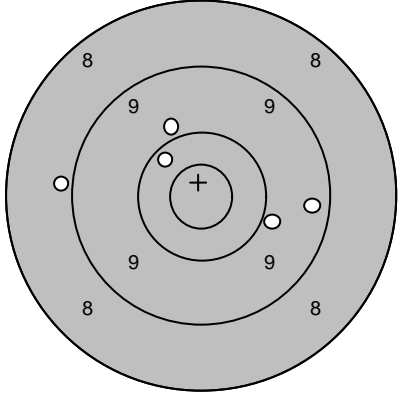
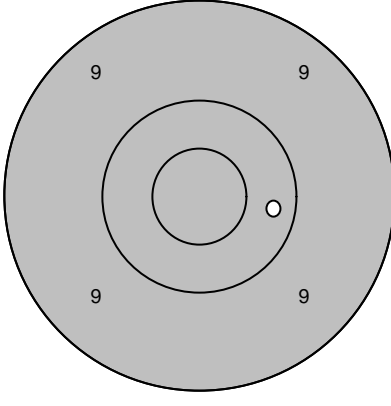
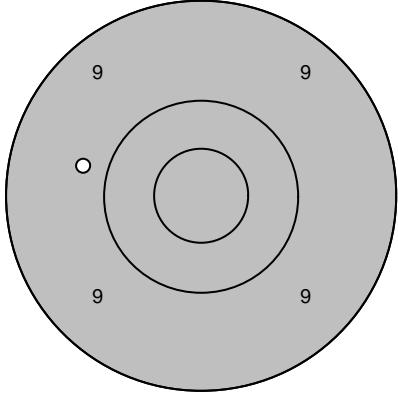
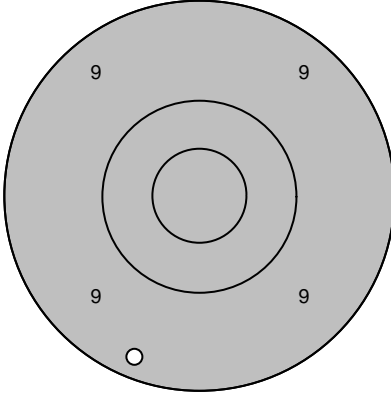
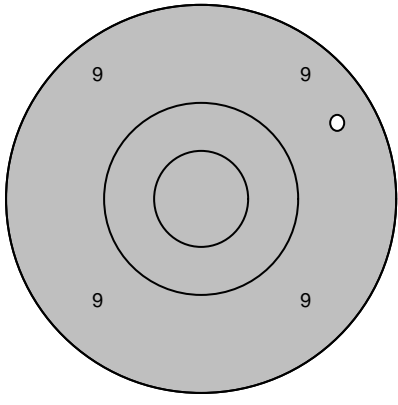
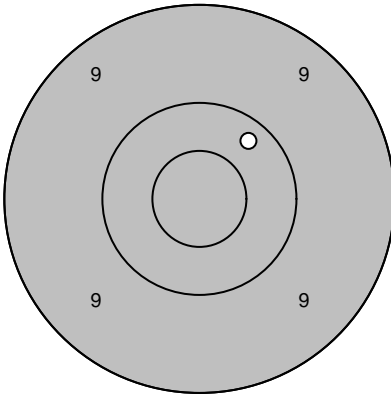
Skjutlag 2	Tavla 12	Hans Sundén	
		Bälgviken	
2008-07-12	Tavelträffen A - Final - 2008	Ramselefors SKF	
Provskott 	1: 10,6* ↗ 2: 10,5* ↖ 3: 10,2 ↑	Serie 1 	1: 10,5* ↗ 2: 10,5* ↖ 3: 10,5* ↖ 4: 10,4 ↑ 5: 9,6 ↑
Serie 30,0		Serie 49,0	
Totalt 143,0		Totalt 192,0	
Serie 2 	1: 9,9 ← 2: 9,6 → 3: 10,6* ↑ 4: 10,3 ↑ 5: 10,5* ↖	Skott 1 	1: 10,5* →
Serie 48,0		Serie 10,0	
Totalt 240,0		Totalt 250,0	
Skott 2 	1: 10,2 ↖	Skott 3 	1: 10,9* ↗
Serie 10,0		Serie 10,0	
Totalt 260,0		Totalt 270,0	
Skott 4 	1: 10,4 ↘	Skott 5 	1: 9,9 ↖
Serie 10,0		Serie 9,0	
Totalt 280,0		Totalt 289,0	

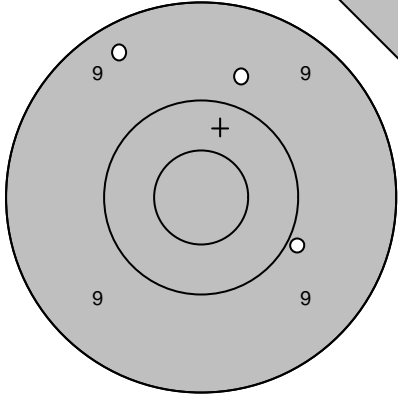
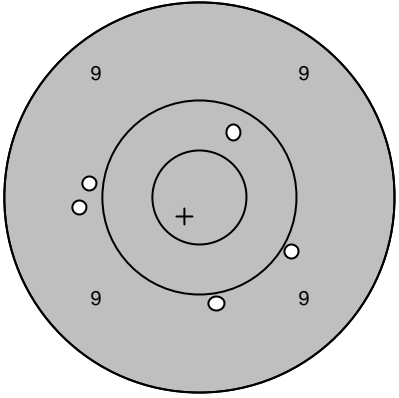
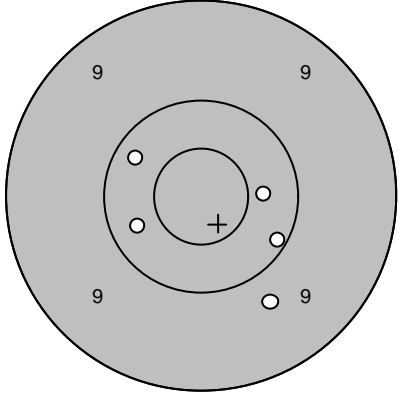
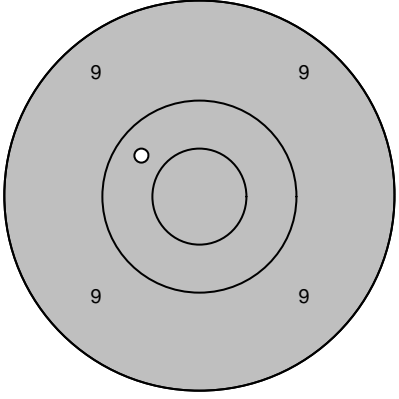
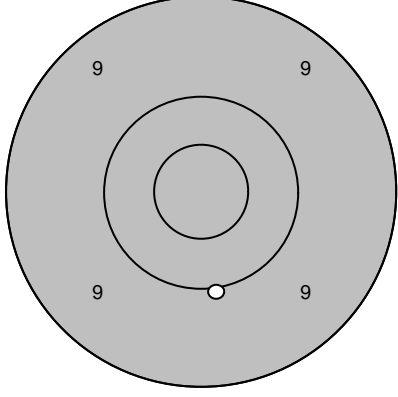
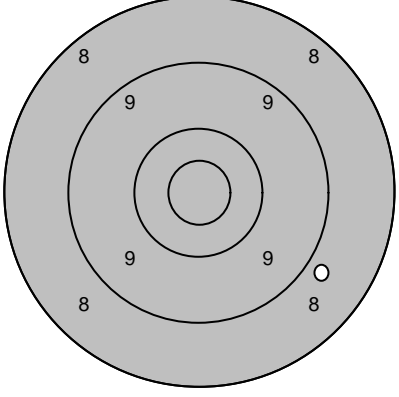
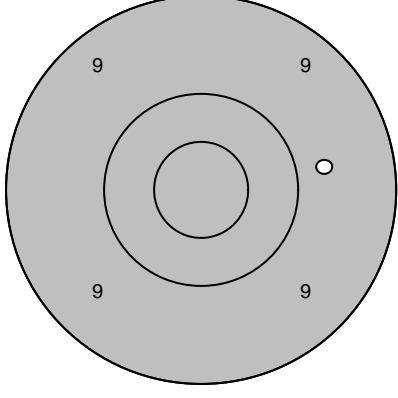
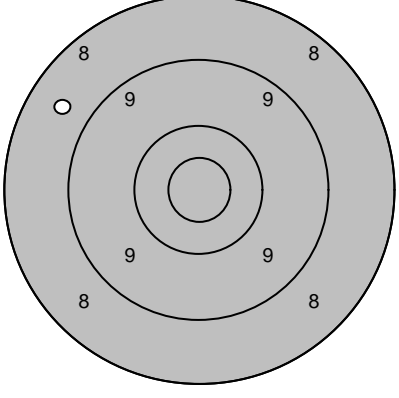
Skjutlag 2	Tavla 13	Sandra Danielsson	
		Ununge	
2008-07-12		Tavelträffen A - Final - 2008	Ramselefors SKF
Provsnitt 	1: 10,1 ↓ 2: 10,9* → 3: 10,1 ↓	Serie 1 	1: 10,4 ↗ 2: 10,1 ↗ 3: 8,8 ← 4: 9,7 ↑ 5: 8,7 ↘
Serie 30,0 Totalt 143,0		Serie 45,0 Totalt 188,0	
Serie 2 	1: 10,5* ↓ 2: 9,5 ↓ 3: 9,5 → 4: 9,8 ↓ 5: 9,2 ↓	Skott 1 	1: 9,0 ↗
Serie 46,0 Totalt 234,0		Serie 9,0 Totalt 243,0	
Skott 2 	1: 9,0 ↖	Skott 3 	1: 9,6 →
Serie 9,0 Totalt 252,0		Serie 9,0 Totalt 261,0	
Skott 4 	1: 10,6* ←	Skott 5 	1: 10,7* ↑
Serie 10,0 Totalt 271,0		Serie 10,0 Totalt 281,0	

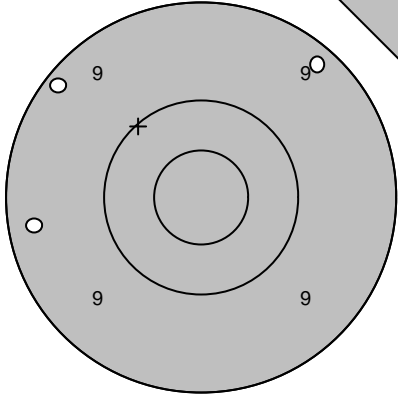
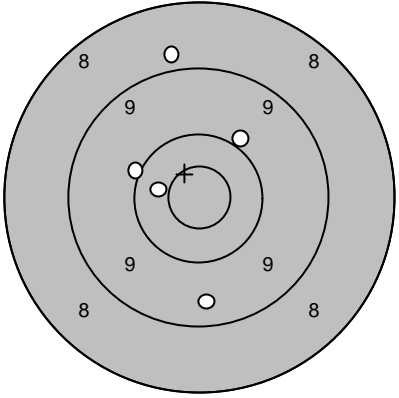
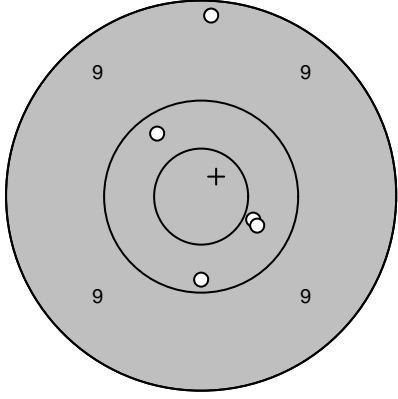
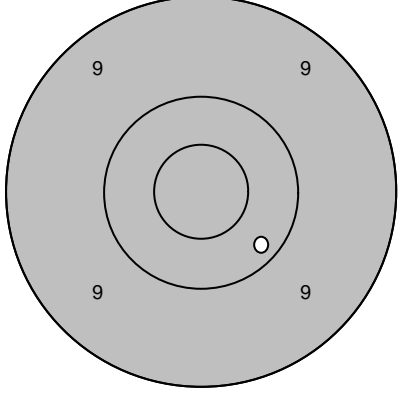
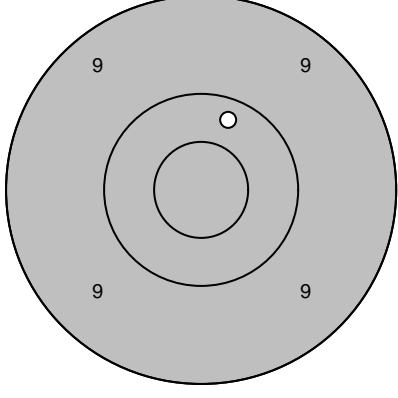
Skjutlag 2	Tavla 14	Stefan Jonasson			
		Hogdal			
2008-07-12		Tavelträffen A - Final - 2008		Ramselefors SKF	
Provskott 	1: 9,9 ← 2: 9,9 ← 3: 9,5 ←	Serie 1 	1: 10,4 ↗ 2: 10,1 ↗ 3: 10,0 ↓ 4: 9,7 ↓ 5: 9,9 ↘		
Serie		27,0	Serie		48,0
Totalt		143,0	Totalt		191,0
Serie 2 	1: 8,8 ↙ 2: 10,3 → 3: 9,8 → 4: 9,6 → 5: 9,5 →	Skott 1 	1: 10,0 ↖		
Serie		45,0	Serie		10,0
Totalt		236,0	Totalt		246,0
Skott 2 	1: 9,8 ↗	Skott 3 	1: 10,3 ↖		
Serie		9,0	Serie		10,0
Totalt		255,0	Totalt		265,0
Skott 4 	1: 9,9 ↖	Skott 5 	1: 10,3 ↓		
Serie		9,0	Serie		10,0
Totalt		274,0	Totalt		284,0

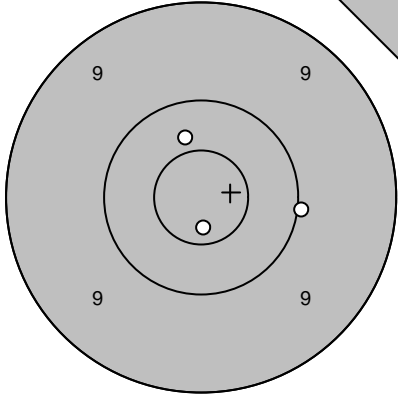
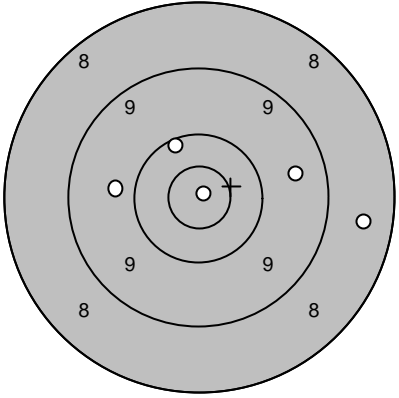
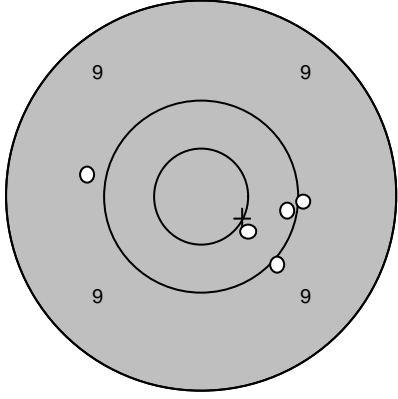
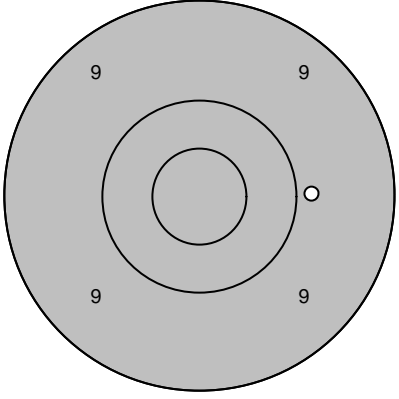
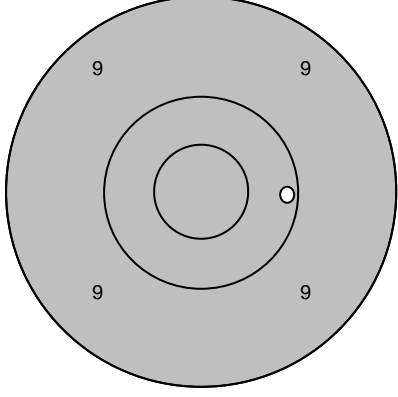
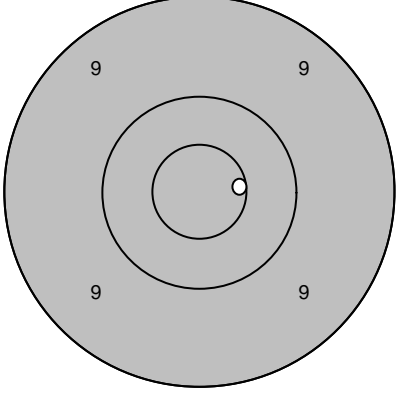
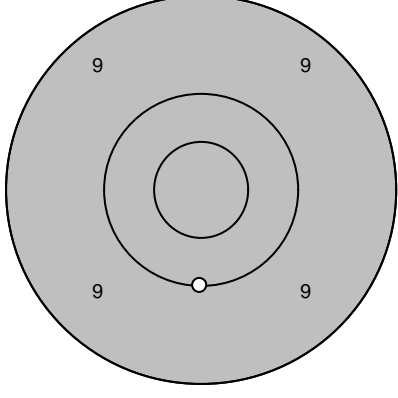
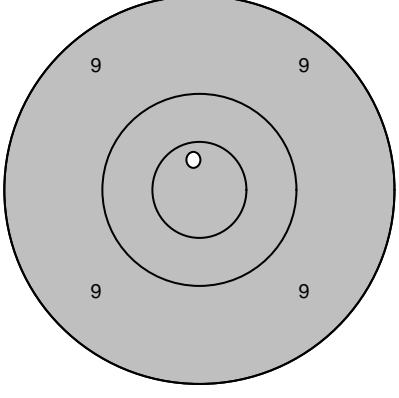
Skjutlag	Tavla	Matthias Lampinen		
2	15	S 3		
2008-07-12	Tavelträffen A - Final - 2008	Ramselefors SKF		
Provskott		1: 10,5* ← 2: 9,8 ← 3: 10,9* ↘	Serie 1 	1: 10,0 ← 2: 9,5 ↗ 3: 9,9 ↘ 4: 10,0 ↗ 5: 9,4 →
	Serie 29,0 Totalt 143,0		Serie 47,0 Totalt 190,0	
Serie 2		1: 9,0 ↗ 2: 10,1 ↘ 3: 10,1 → 4: 8,8 ↗ 5: 10,7* →	Skott 1 	1: 9,4 →
	Serie 47,0 Totalt 237,0		Serie 9,0 Totalt 246,0	
Skott 2		1: 8,8 ↘	Skott 3 	1: 9,9 ↘
	Serie 8,0 Totalt 254,0		Serie 9,0 Totalt 263,0	
Skott 4		1: 9,2 ↑	Skott 5 	1: 10,4 ↗
	Serie 9,0 Totalt 272,0		Serie 10,0 Totalt 282,0	

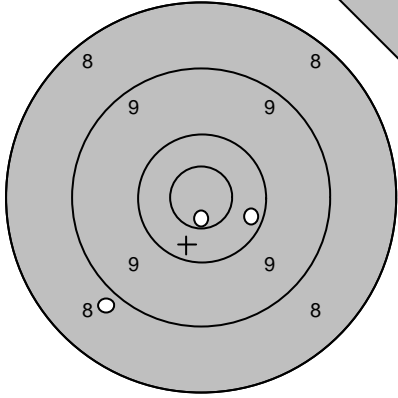
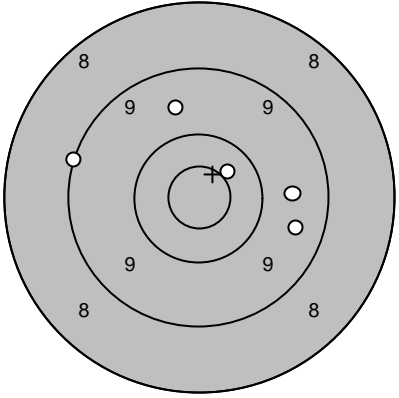
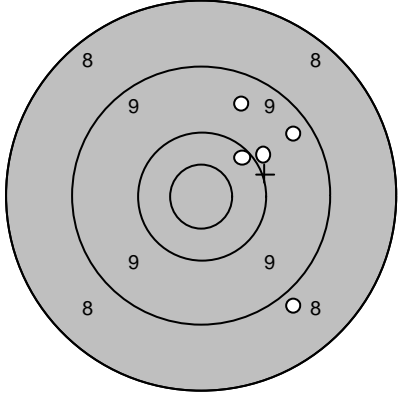
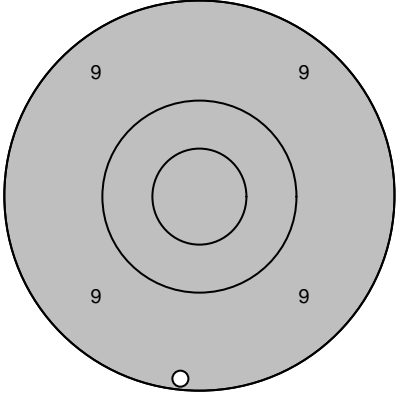
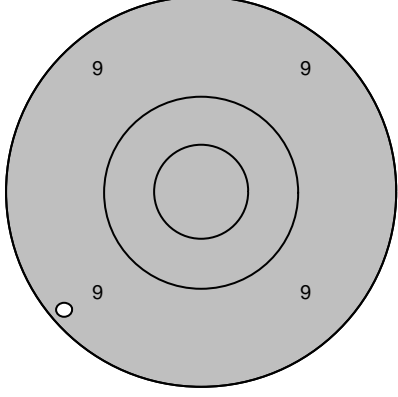
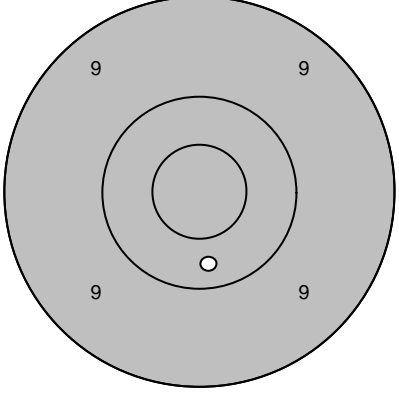
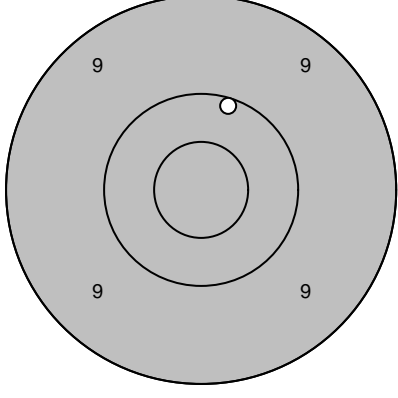
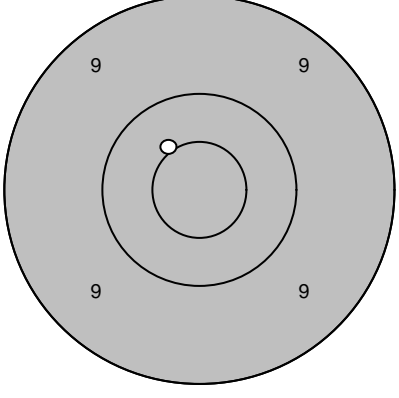
Skjutlag 2	Tavla 16	Michael Normann	
		I 16 / Lv 6	
2008-07-12	Tavelträffen A - Final - 2008	Ramselefors SKF	
Provs skott 	1: 9,7 ↙ 2: 9,6 ↘ 3: 9,9 ← <hr/> Serie 27,0 Totalt 143,0	Serie 1 	1: 10,5* → 2: 10,7* ↓ 3: 9,9 ← 4: 9,4 ↘ 5: 9,1 ↓ <hr/> Serie 47,0 Totalt 190,0
Serie 2 	1: 9,7 ↑ 2: 10,9* ↗ 3: 9,7 ↘ 4: 10,4 ↗ 5: 10,2 ↓ <hr/> Serie 48,0 Totalt 238,0	Skott 1 	1: 8,5 ➤ <hr/> Serie 8,0 Totalt 246,0
Skott 2 	1: 9,5 ↘ <hr/> Serie 9,0 Totalt 255,0	Skott 3 	1: 10,4 ↓ <hr/> Serie 10,0 Totalt 265,0
Skott 4 	1: 10,9* ↓ <hr/> Serie 10,0 Totalt 275,0	Skott 5 	1: 10,6* ↗ <hr/> Serie 10,0 Totalt 285,0

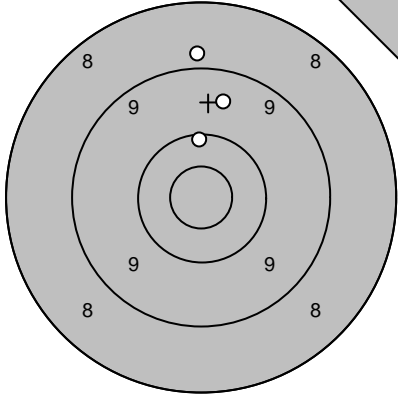
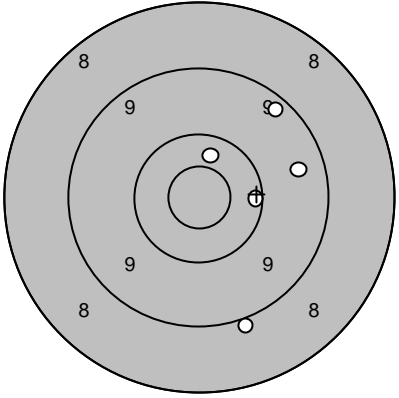
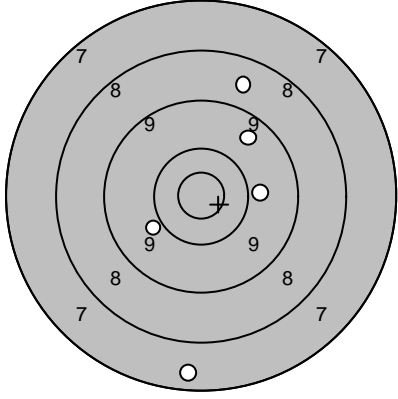
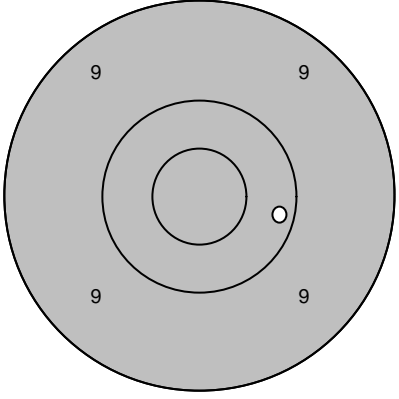
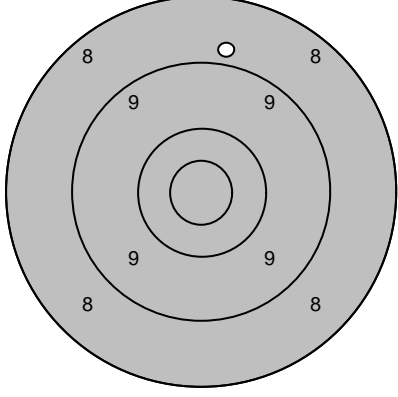
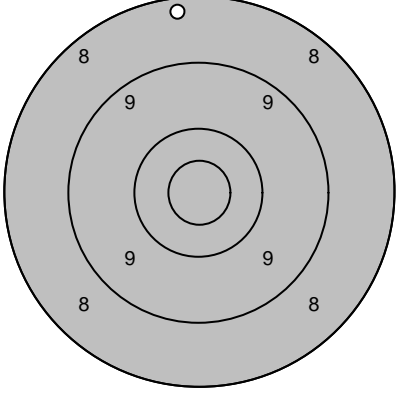
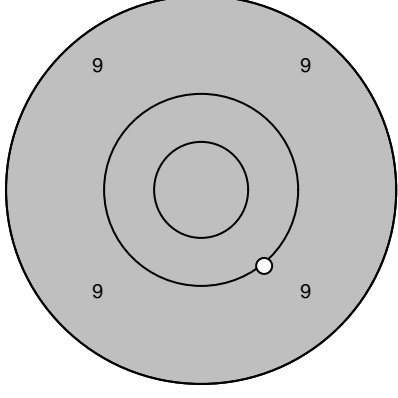
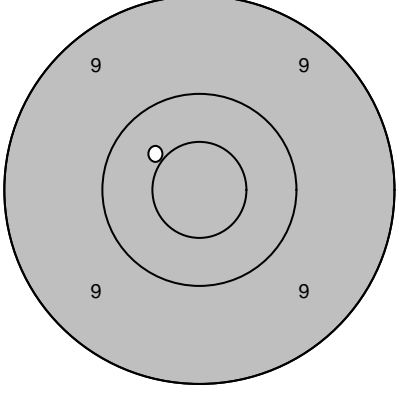
Skjutlag 2	Tavla 17	Sture Nilsson	
		Piteå	
2008-07-12	Tavelträffen A - Final - 2008	Ramselefors SKF	
Provskott 	1: 1,1 ↑ 2: 9,0 ↖ 3: 8,4 ←	Serie 1 	1: 9,9 ↗ 2: 10,6* ↗ 3: 10,0 ↖ 4: 9,8 ↓ 5: 9,9 →
	Serie 18,0		Serie 47,0
	Totalt 143,0		Totalt 190,0
Serie 2 	1: 9,4 → 2: 9,9 ↑ 3: 9,9 → 4: 10,3 ↗ 5: 8,9 ←	Skott 1 	1: 10,3 →
	Serie 45,0		Serie 10,0
	Totalt 235,0		Totalt 245,0
Skott 2 	1: 9,8 ←	Skott 3 	1: 9,3 ↓
	Serie 9,0		Serie 9,0
	Totalt 254,0		Totalt 263,0
Skott 4 	1: 9,4 ↗	Skott 5 	1: 10,3 ↗
	Serie 9,0		Serie 10,0
	Totalt 272,0		Totalt 282,0

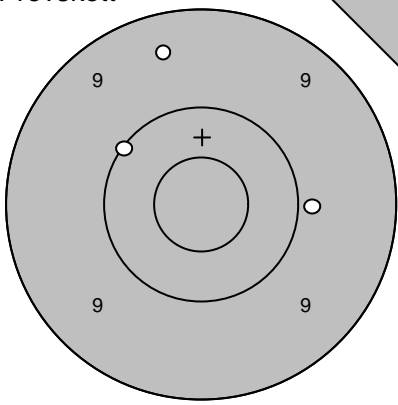
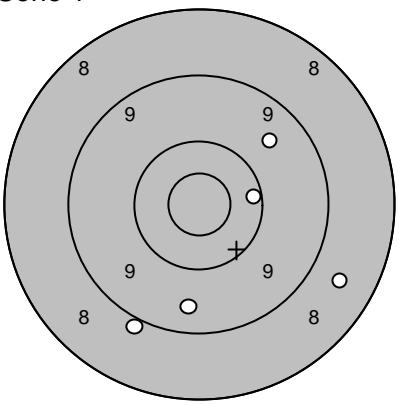
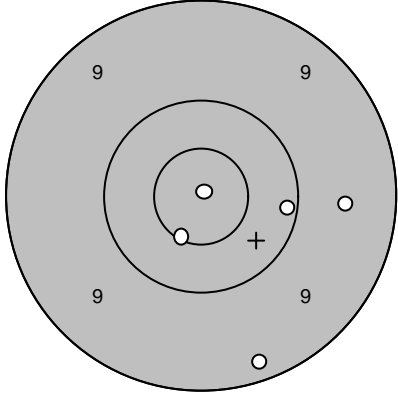
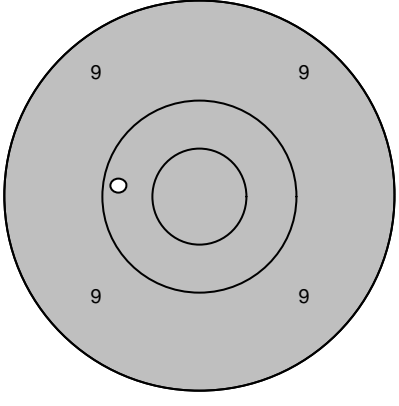
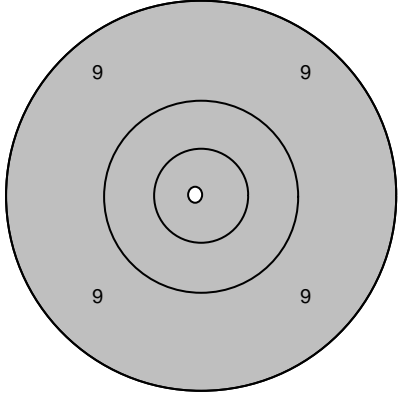
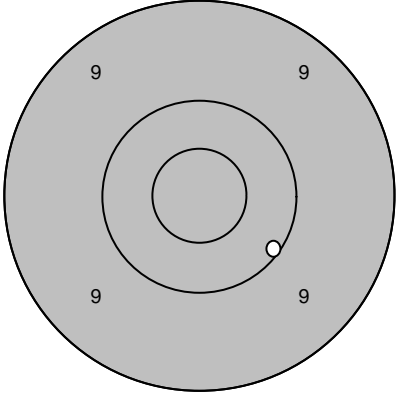
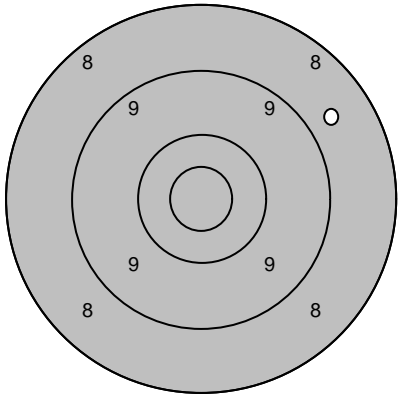
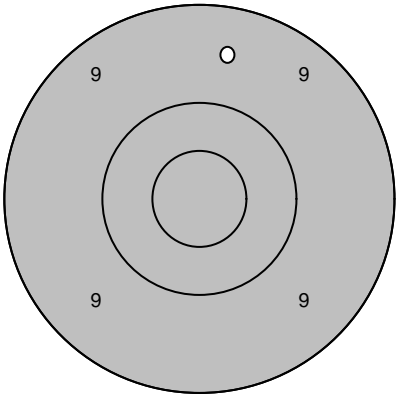
Skjutlag 2	Tavla 18	Kjell Marklund	
		S 3	
2008-07-12	Tavelträffen A - Final - 2008	Ramselefors SKF	
Provskott 	1: 9,9 → 2: 9,7 ↑ 3: 9,3 ↗	Serie 1 	1: 9,9 ↓ 2: 9,8 ← 3: 10,3 ↗ 4: 9,9 ← 5: 9,9 ↘
	Serie 27,0		Serie 46,0
	Totalt 145,0		Totalt 191,0
Serie 2 	1: 10,1 → 2: 9,7 ↓ 3: 10,3 ← 4: 10,3 ↗ 5: 10,4 →	Skott 1 	1: 10,3 ↗
	Serie 49,0		Serie 10,0
	Totalt 240,0		Totalt 250,0
Skott 2 	1: 10,0 ↓	Skott 3 	1: 8,8 ↘
	Serie 10,0		Serie 8,0
	Totalt 260,0		Totalt 268,0
Skott 4 	1: 9,7 →	Skott 5 	1: 8,6 ←
	Serie 9,0		Serie 8,0
	Totalt 277,0		Totalt 285,0

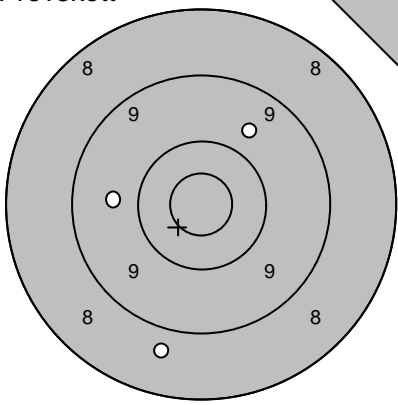
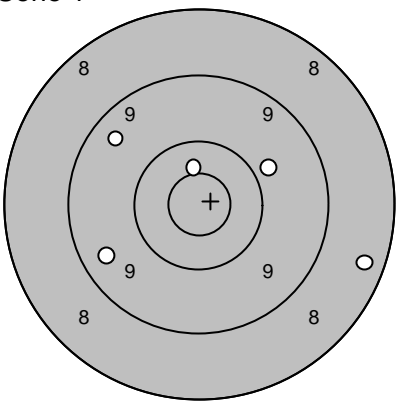
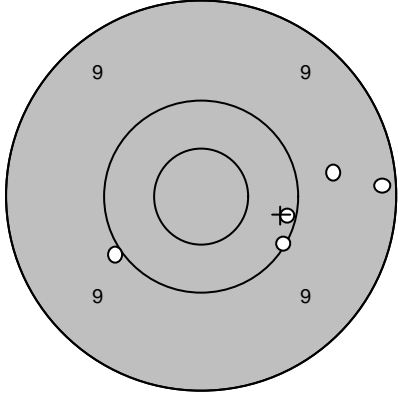
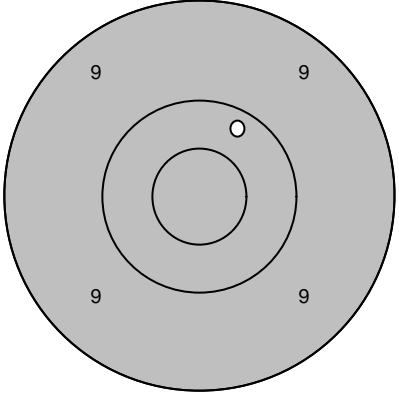
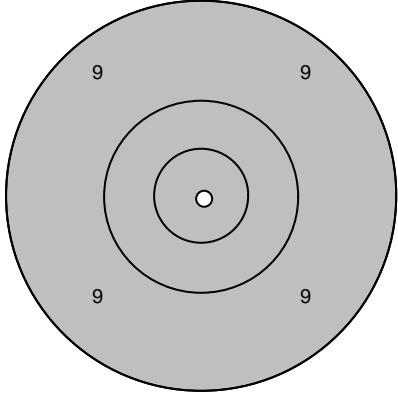
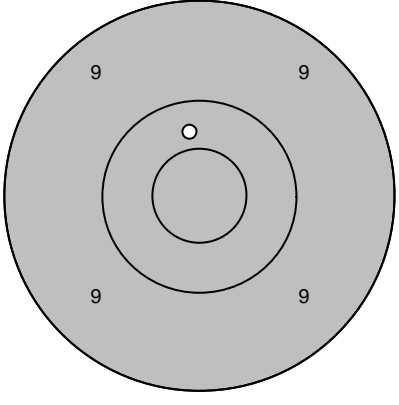
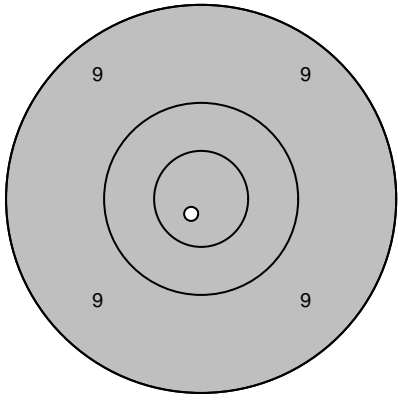
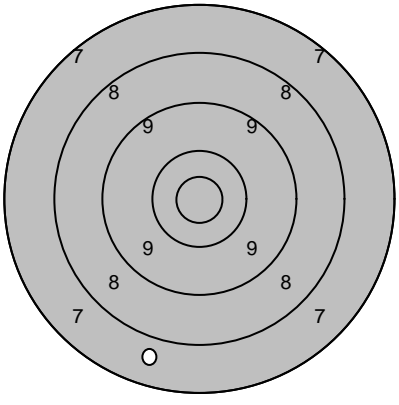
Skjutlag	Tavla	Roger Hjalström	
2	19		
		Ununge	
2008-07-12	Tavelträffen A - Final - 2008	Ramselefors SKF	
Provskott		1: 9,2 ↗ 2: 9,3 ← 3: 9,2 ↖	Serie 1 
			1: 10,0 ↗ 2: 10,0 ← 3: 8,9 ↑ 4: 10,4 ← 5: 9,5 ↓
		Serie 27,0	Serie 47,0
		Totalt 143,0	Totalt 190,0
Serie 2		1: 10,2 ↓ 2: 10,4 → 3: 9,2 ↑ 4: 10,3 ↖ 5: 10,4 ↘	Skott 1
			1: 9,1 ←
		Serie 49,0	Serie 9,0
		Totalt 239,0	Totalt 248,0
Skott 2		1: 10,2 ↘	Skott 3
			1: 10,4 ←
		Serie 10,0	Serie 10,0
		Totalt 258,0	Totalt 268,0
Skott 4		1: 10,3 ↑	Skott 5
			1: 10,0 ↖
		Serie 10,0	Serie 10,0
		Totalt 278,0	Totalt 288,0

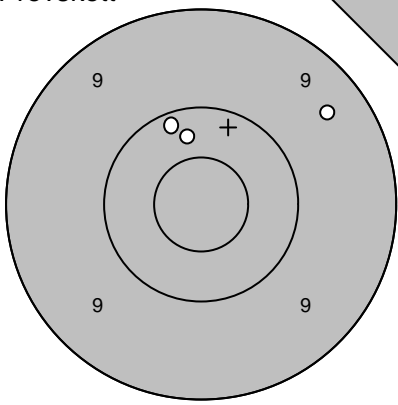
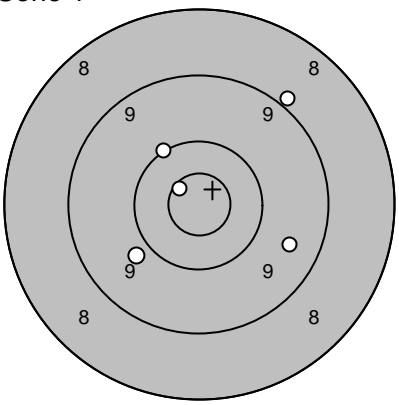
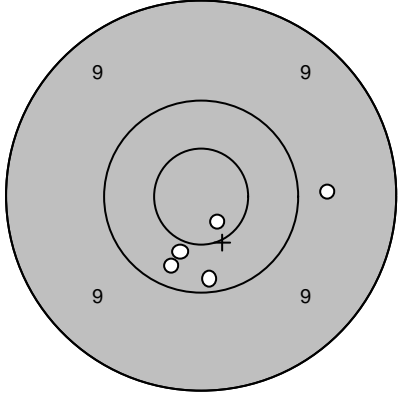
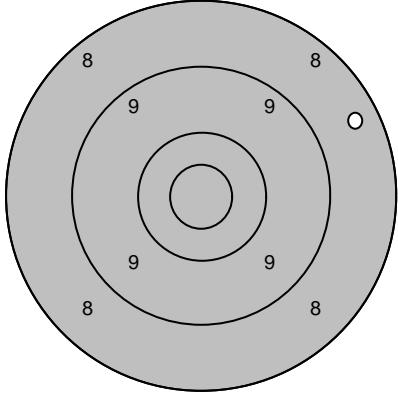
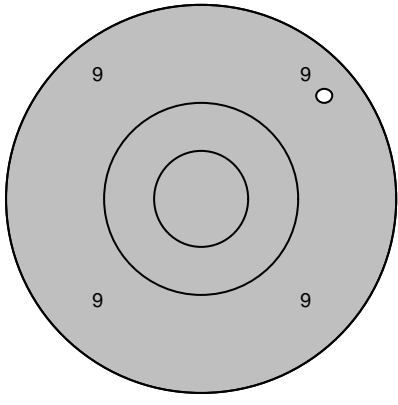
Skjutlag	Tavla	Rune Utterström	
2	20	Ale	
2008-07-12	Tavelträffen A - Final - 2008	Ramselefors SKF	
Provskott 	1: 10,7* ↓ 2: 10,4 ↑ 3: 10,0 →	Serie 1 	1: 9,5 → 2: 9,8 ← 3: 10,2 ↑ 4: 8,5 → 5: 10,9* ↗
	Serie 30,0		Serie 46,0
	Totalt 142,0		Totalt 188,0
Serie 2 	1: 10,0 → 2: 10,4 ↘ 3: 10,1 → 4: 9,9 ← 5: 10,0 ↘	Skott 1 	1: 9,9 →
	Serie 49,0		Serie 9,0
	Totalt 237,0		Totalt 246,0
Skott 2 	1: 10,2 →	Skott 3 	1: 10,6* →
	Serie 10,0		Serie 10,0
	Totalt 256,0		Totalt 266,0
Skott 4 	1: 10,1 ↓	Skott 5 	1: 10,7* ↑
	Serie 10,0		Serie 10,0
	Totalt 276,0		Totalt 286,0

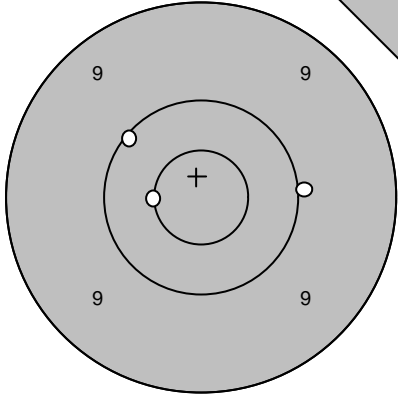
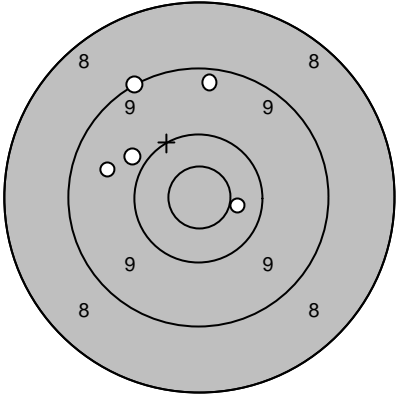
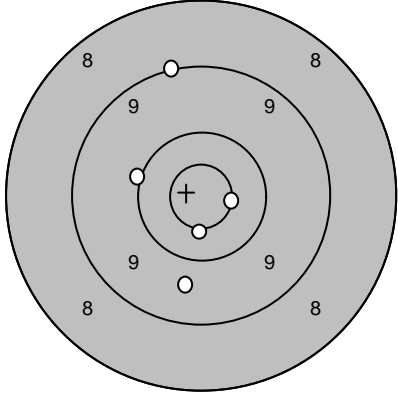
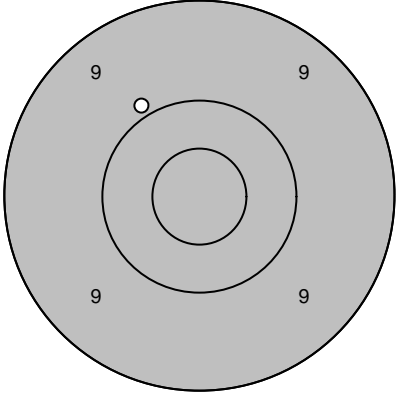
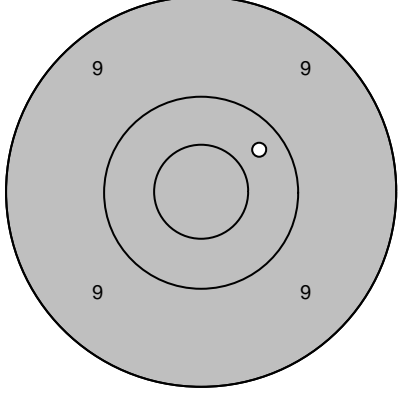
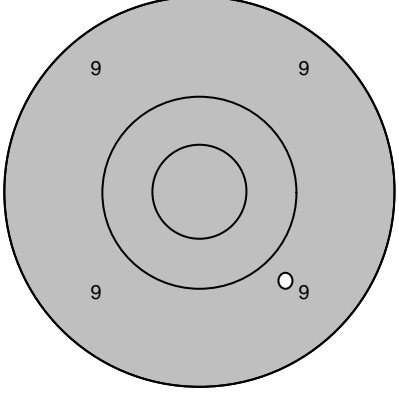
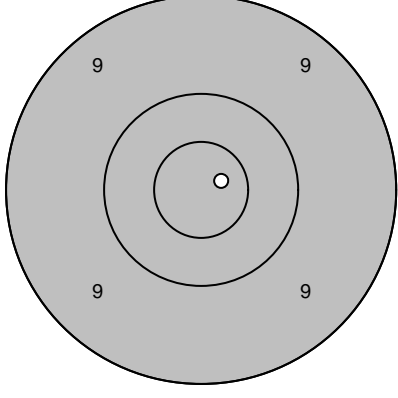
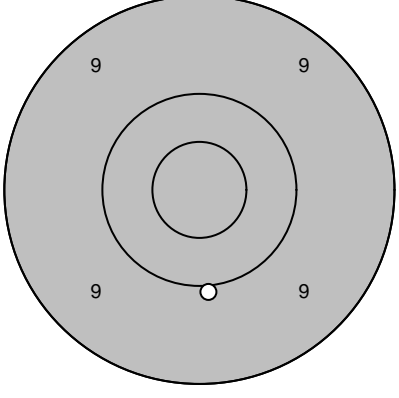
Skjutlag 2	Tavla 21	Peter Lundqvist	
		Ununge	
2008-07-12	Tavelträffen A - Final - 2008	Ramselefors SKF	
Provsnitt 	1: 10,2 → 2: 8,9 ↙ 3: 10,8* ↓	Serie 1 	1: 9,7 ↑ 2: 10,5* ↗ 3: 9,1 ← 4: 9,5 → 5: 9,7 →
	Serie 28,0		Serie 46,0
	Totalt 141,0		Totalt 187,0
Serie 2 	1: 9,4 ↗ 2: 9,9 ↗ 3: 8,9 ↘ 4: 10,2 ↗ 5: 9,5 ↑	Skott 1 	1: 9,2 ↓
	Serie 45,0		Serie 9,0
	Totalt 232,0		Totalt 241,0
Skott 2 	1: 9,2 ↙	Skott 3 	1: 10,3 ↓
	Serie 9,0		Serie 10,0
	Totalt 250,0		Totalt 260,0
Skott 4 	1: 10,1 ↑	Skott 5 	1: 10,5* ↖
	Serie 10,0		Serie 10,0
	Totalt 270,0		Totalt 280,0

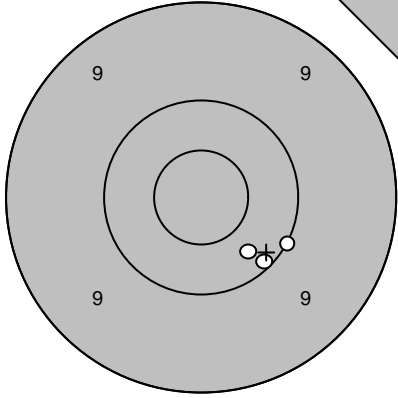
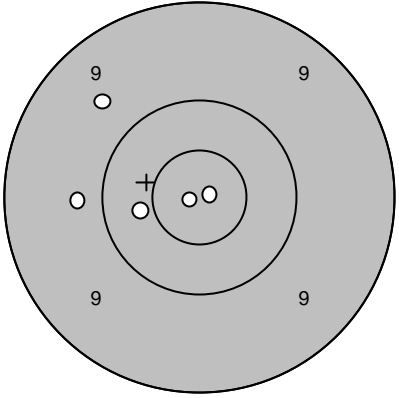
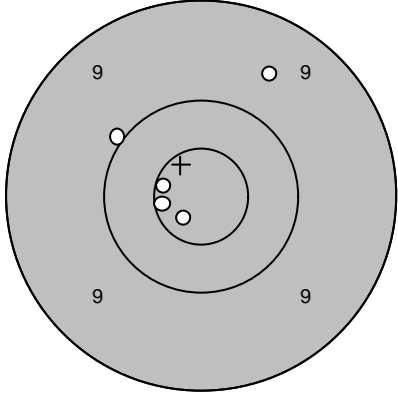
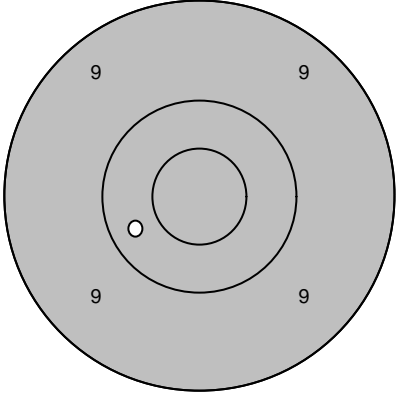
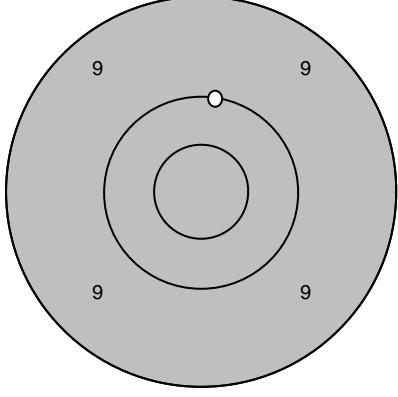
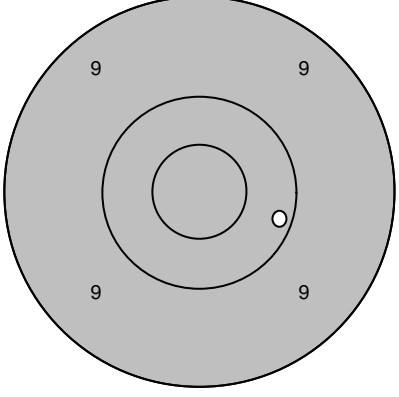
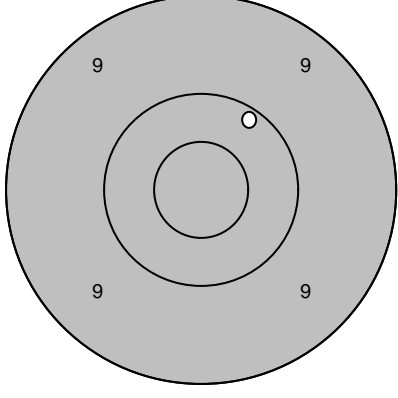
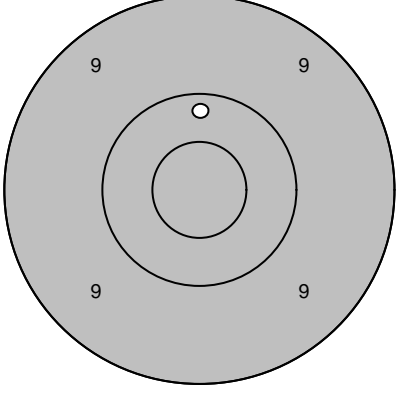
Skjutlag 2	Tavla 22	Håkan Engman	
		Lindesberg	
2008-07-12		Tavelträffen A - Final - 2008	
		Ramselefors SKF	
Provskott		1: 10,2 ↑ 2: 9,6 ↑ 3: 8,9 ↑	Serie 1
			
			1: 9,3 ↗ 2: 10,2 → 3: 10,4 ↑ 4: 9,0 ↓ 5: 9,5 →
		Serie 27,0	Serie 47,0
		Totalt 141,0	Totalt 188,0
Serie 2		1: 9,9 → 2: 9,6 ↗ 3: 8,7 ↑ 4: 9,9 ↖ 5: 7,5 ↓	Skott 1
			
			1: 10,2 →
		Serie 42,0	Serie 10,0
		Totalt 230,0	Totalt 240,0
Skott 2		1: 8,9 ↑	Skott 3
			
			1: 8,3 ↑
		Serie 8,0	Serie 8,0
		Totalt 248,0	Totalt 256,0
Skott 4		1: 10,0 ↘	Skott 5
			
			1: 10,5* ↖
		Serie 10,0	Serie 10,0
		Totalt 266,0	Totalt 276,0

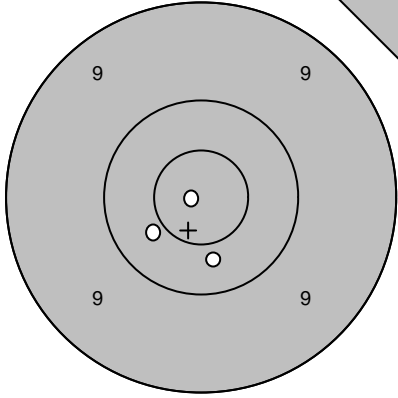
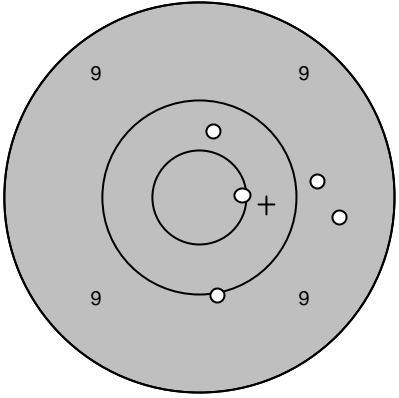
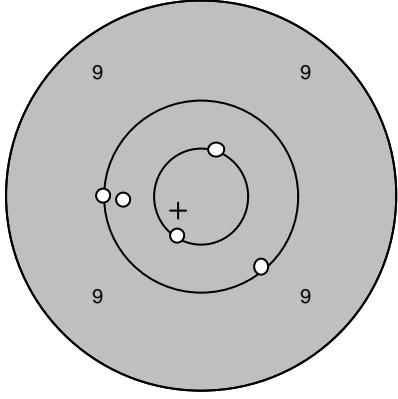
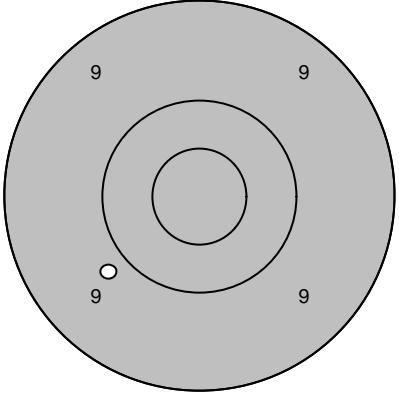
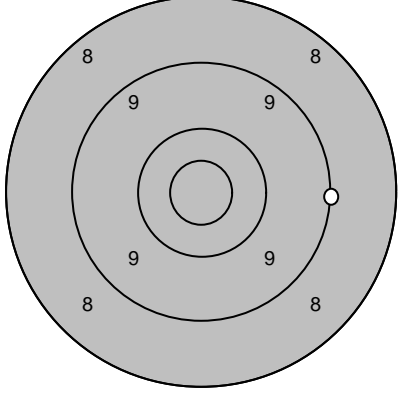
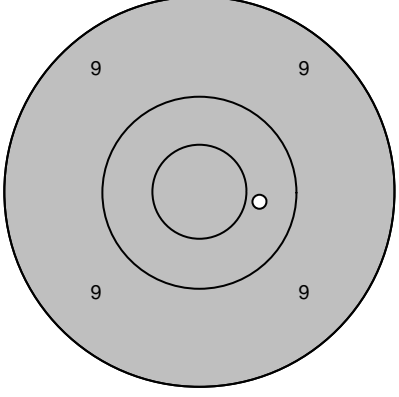
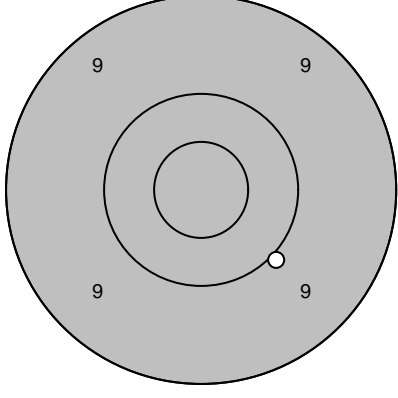
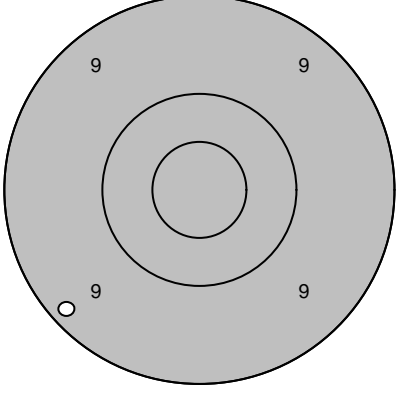
Skjutlag	Tavla	Gunnar Iversen	
2		23	
S 3			
2008-07-12	Tavelträffen A - Final - 2008	Ramselefors SKF	
Provsnitt 	1: 9,9 → 2: 10,1 ↖ 3: 9,4 ↑	Serie 1 	1: 9,6 ↗ 2: 10,2 → 3: 9,0 ↓ 4: 9,5 ↓ 5: 8,6 ↘
	Serie 28,0		Serie 45,0
	Totalt 141,0		Totalt 186,0
Serie 2 	1: 10,9* ↗ 2: 10,1 → 3: 9,6 → 4: 10,6* ↓ 5: 9,2 ↓	Skott 1 	1: 10,2 ←
	Serie 48,0		Serie 10,0
	Totalt 234,0		Totalt 244,0
Skott 2 	1: 10,9* ←	Skott 3 	1: 10,1 ↘
	Serie 10,0		Serie 10,0
	Totalt 254,0		Totalt 264,0
Skott 4 	1: 8,7 ↗	Skott 5 	1: 9,5 ↑
	Serie 8,0		Serie 9,0
	Totalt 272,0		Totalt 281,0

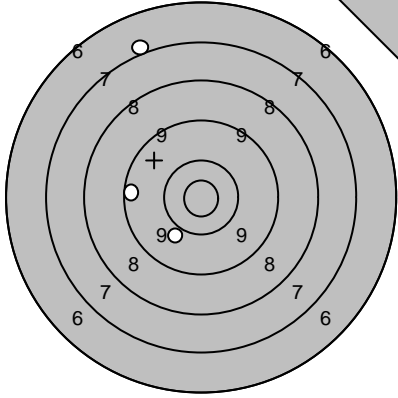
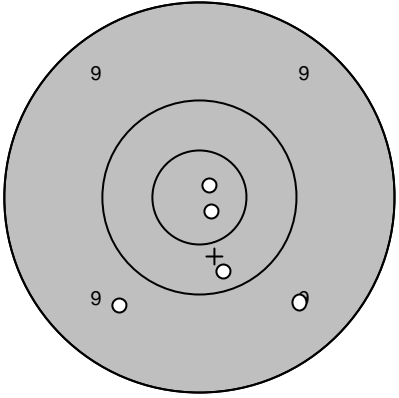
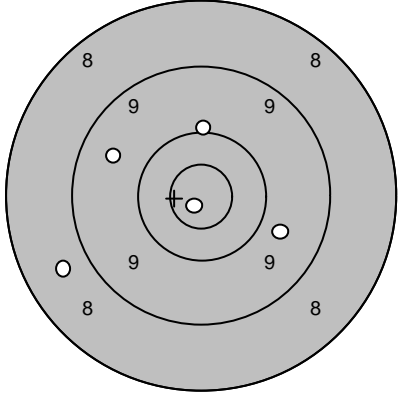
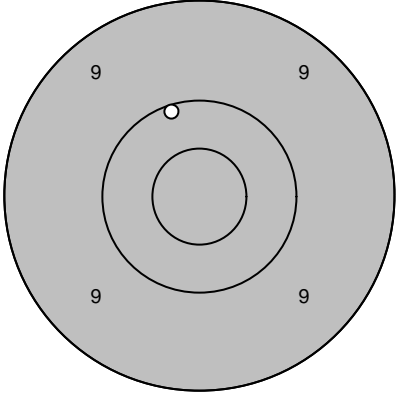
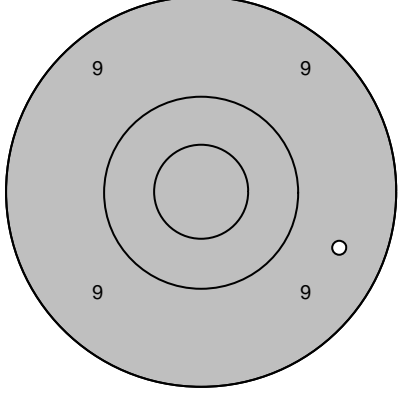
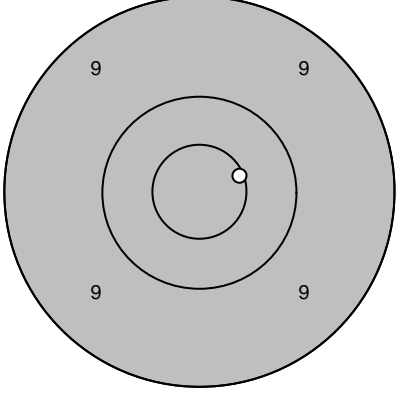
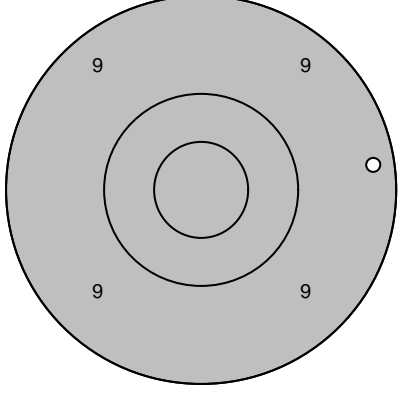
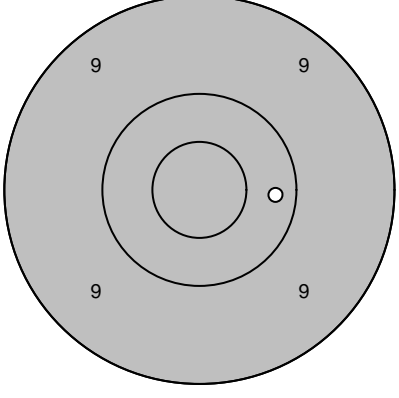
Skjutlag 2	Tavla 24	Jonas Bromihn	
		Älmhult	
2008-07-12		Tavelträffen A - Final - 2008	
		Ramselefors SKF	
Provsnitt 	1: 9,7 ↗ 2: 9,7 ← 3: 8,8 ↓	Serie 1 	1: 10,5* ↑ 2: 9,5 ↖ 3: 9,5 ↙ 4: 9,9 ↗ 5: 8,4 ➔
	Serie 26,0		Serie 45,0
	Totalt 139,0		Totalt 184,0
Serie 2 	1: 9,7 ➔ 2: 10,1 ➔ 3: 9,2 ➔ 4: 10,0 ↙ 5: 10,1 ➔	Skott 1 	1: 10,2 ↗
	Serie 48,0		Serie 10,0
	Totalt 232,0		Totalt 242,0
Skott 2 	1: 10,9* ➔	Skott 3 	1: 10,4 ↑
	Serie 10,0		Serie 10,0
	Totalt 252,0		Totalt 262,0
Skott 4 	1: 10,9* ↙	Skott 5 	1: 7,7 ↓
	Serie 10,0		Serie 7,0
	Totalt 272,0		Totalt 279,0

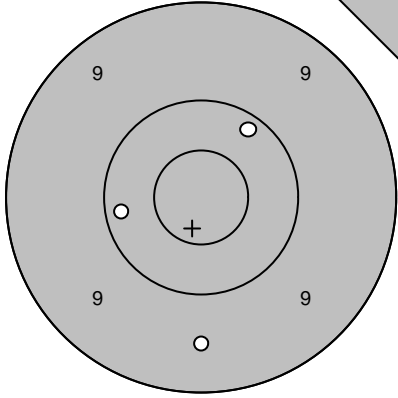
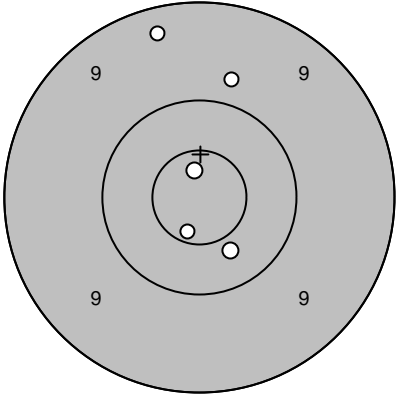
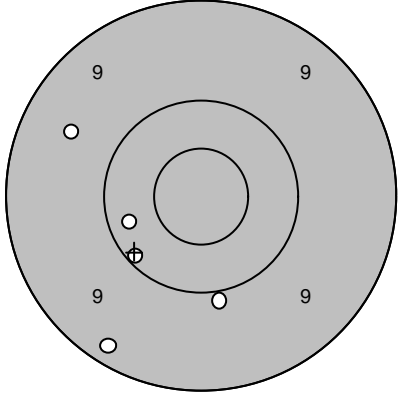
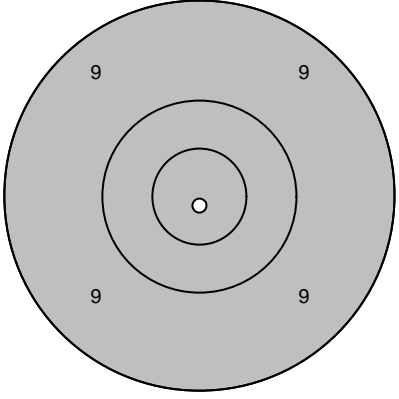
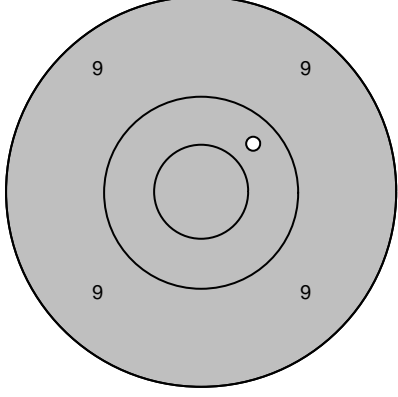
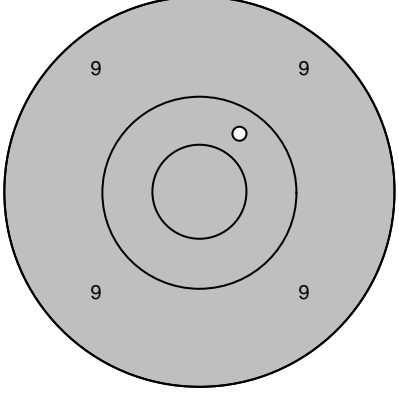
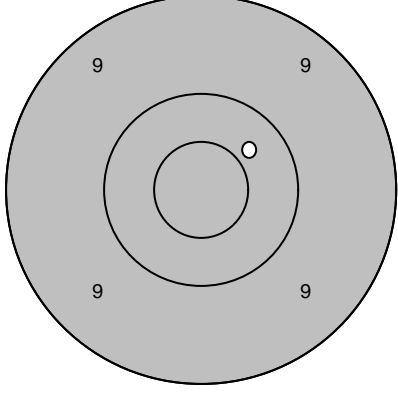
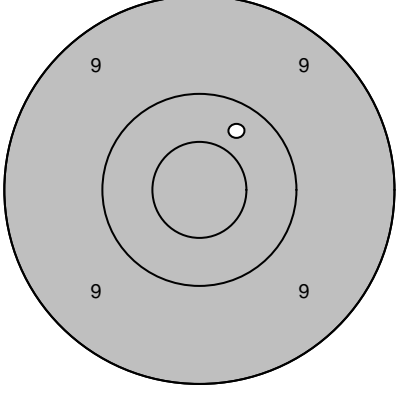
Skjutlag 3	Tavla 1	L-G Lundqvist	
		Ununge	
2008-07-12	Tavelträffen A - Final - 2008	Ramselefors SKF	
Provsrott		1: 10,2 ↗ 2: 9,4 ↗ 3: 10,3 ↑	Serie 1 
			1: 9,0 ↗ 2: 9,6 ↘ 3: 10,1 ↗ 4: 10,7* ↗ 5: 9,8 ↙
		Serie 29,0	Serie 47,0
		Totalt 149,0	Totalt 196,0
Serie 2		1: 10,7* ↓ 2: 9,7 → 3: 10,3 ↓ 4: 10,4 ↓ 5: 10,2 ↓	Skott 1
			1: 10,3 ↗
		Serie 49,0	Serie 10,0
		Totalt 245,0	Totalt 255,0
Skott 2		1: 8,4 ↗	Skott 3
			1: 9,6 ↗
		Serie 8,0	Serie 9,0
		Totalt 263,0	Totalt 272,0
Skott 4		1: 9,4 ↗	Skott 5
			1: 10,1 ←
		Serie 9,0	Serie 10,0
		Totalt 281,0	Totalt 291,0

Skjutlag	Tavla	Marie Arvidsson		
3	2	Lidingö		
2008-07-12	Tavelträffen A - Final - 2008	Ramselefors SKF		
Provskott		1: 10,6* ← 2: 10,1 ↗ 3: 10,0 →	Serie 1 	1: 9,9 ↖ 2: 9,3 ↑ 3: 9,6 ← 4: 9,1 ↗ 5: 10,5* →
	Serie 30,0		Serie 46,0	
	Totalt 148,0		Totalt 194,0	
Serie 2		1: 9,1 ↑ 2: 10,5* ↓ 3: 10,6* → 4: 10,1 ↖ 5: 9,7 ↓	Skott 1 	1: 9,9 ↖
	Serie 48,0		Serie 9,0	
	Totalt 242,0		Totalt 251,0	
Skott 2		1: 10,3 ↗	Skott 3 	1: 9,8 ↘
	Serie 10,0		Serie 9,0	
	Totalt 261,0		Totalt 270,0	
Skott 4		1: 10,8* →	Skott 5 	1: 10,0 ↓
	Serie 10,0		Serie 10,0	
	Totalt 280,0		Totalt 290,0	

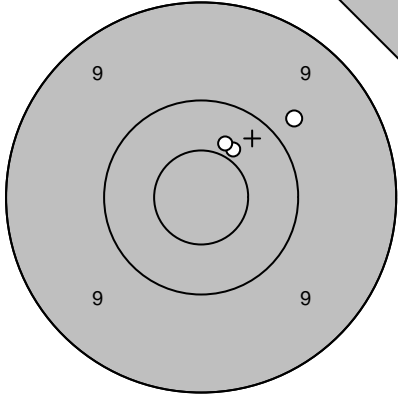
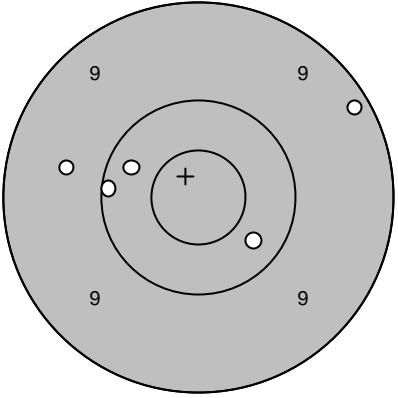
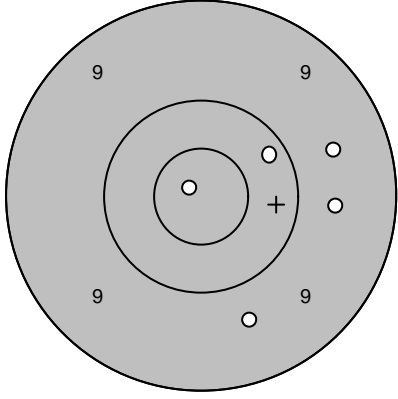
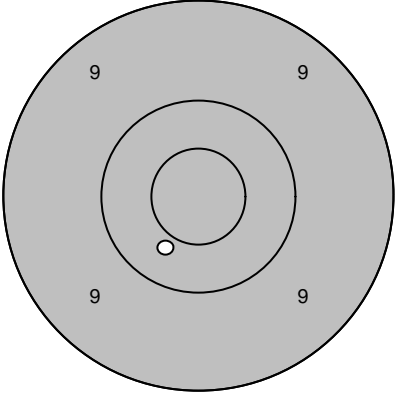
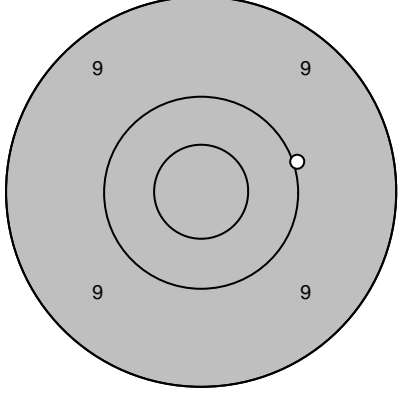
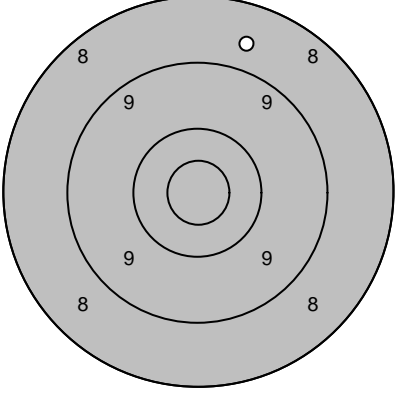
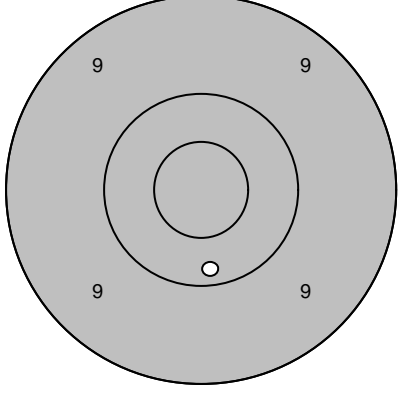
Skjutlag 3	Tavla 3	Therese Danielsson	
		Ununge	
2008-07-12	Tavelträffen A - Final - 2008	Ramselefors SKF	
Provsnitt 	1: 10,3 ↘ 2: 10,0 ↘ 3: 10,1 ↘	Serie 1 	1: 10,9* → 2: 10,9* ← 3: 9,6 ↗ 4: 10,4 ← 5: 9,8 ←
	Serie 30,0		Serie 48,0
	Totalt 148,0		Totalt 196,0
Serie 2 	1: 10,6* ← 2: 10,0 ↖ 3: 9,6 ↗ 4: 10,6* ← 5: 10,8* ↘	Skott 1 	1: 10,3 ←
	Serie 49,0		Serie 10,0
	Totalt 245,0		Totalt 255,0
Skott 2 	1: 10,1 ↑	Skott 3 	1: 10,2 →
	Serie 10,0		Serie 10,0
	Totalt 265,0		Totalt 275,0
Skott 4 	1: 10,2 ↗	Skott 5 	1: 10,2 ↑
	Serie 10,0		Serie 10,0
	Totalt 285,0		Totalt 295,0

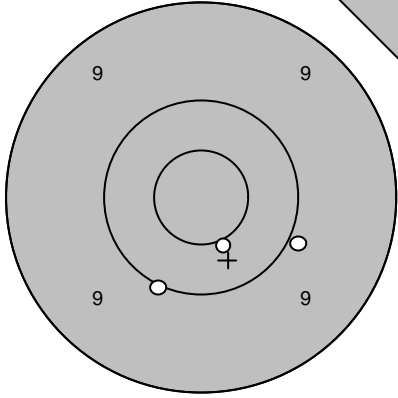
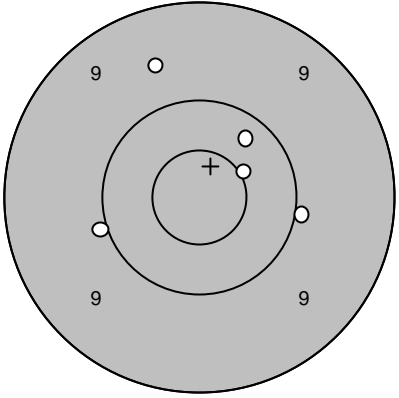
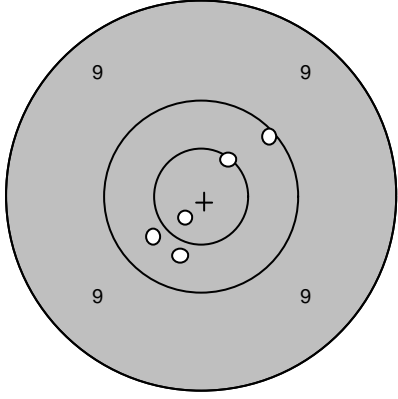
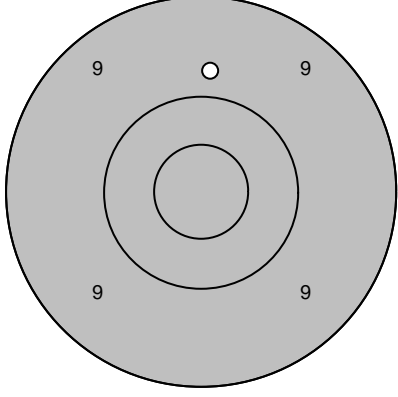
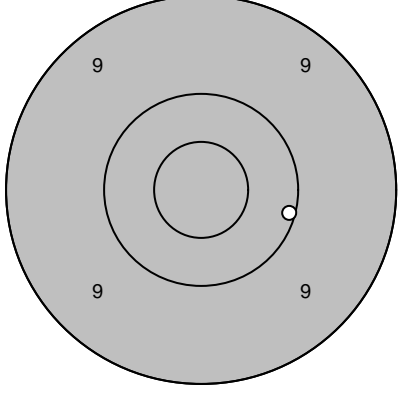
Skjutlag 3	Tavla 4	Maria Falck	
		Moälven/Modo	
2008-07-12	Tavelträffen A - Final - 2008	Ramselefors SKF	
Provsnitt 	1: 10,4 ↙ 2: 10,4 ↓ 3: 10,9* ←	Serie 1 	1: 9,8 → 2: 10,0 ↓ 3: 10,6* → 4: 9,6 → 5: 10,3 ↑
Serie 30,0 Totalt 146,0		Serie 48,0 Totalt 194,0	
Serie 2 	1: 10,2 ← 2: 10,0 ← 3: 10,1 ↘ 4: 10,5* ↑ 5: 10,6* ↘	Skott 1 	1: 9,8 ↙
Serie 50,0 Totalt 244,0		Serie 9,0 Totalt 253,0	
Skott 2 	1: 9,1 →	Skott 3 	1: 10,4 →
Serie 9,0 Totalt 262,0		Serie 10,0 Totalt 272,0	
Skott 4 	1: 10,0 ↘	Skott 5 	1: 9,2 ↙
Serie 10,0 Totalt 282,0		Serie 9,0 Totalt 291,0	

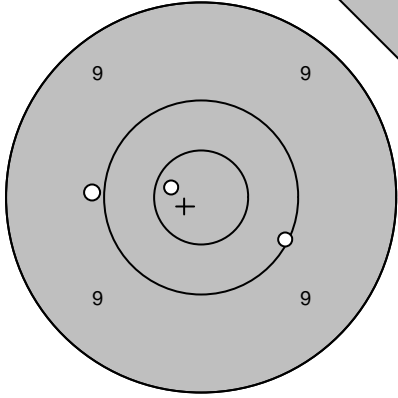
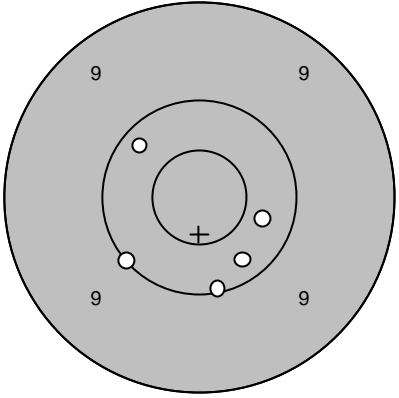
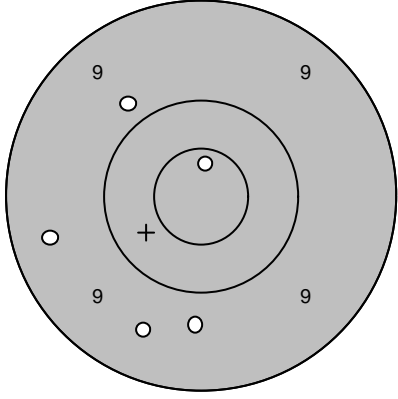
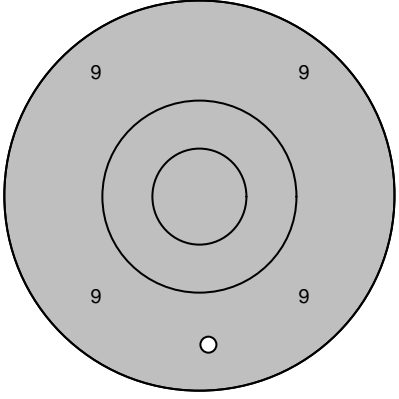
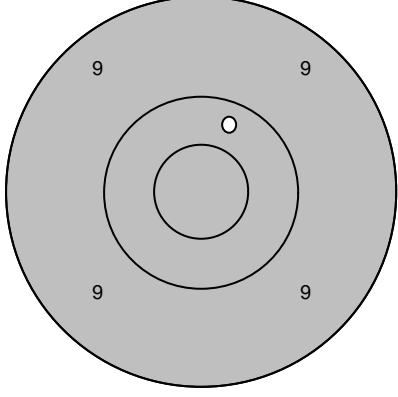
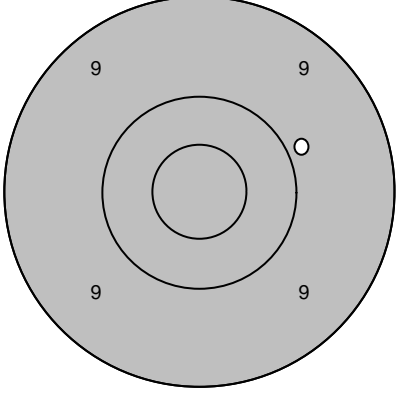
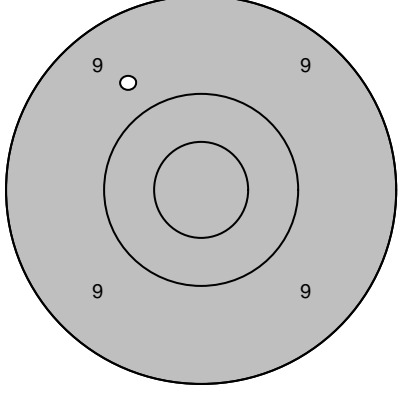
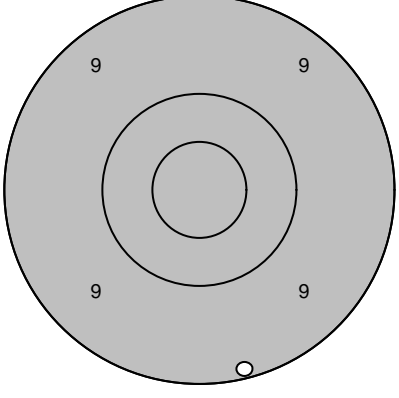
Skjutlag	Tavla	Anders Petersson		
3	5			
		Älmhult		
2008-07-12	Tavelträffen A - Final - 2008	Ramselefors SKF		
Provskott		1: 7,0 ↗ 2: 9,4 ← 3: 10,0 ↘	Serie 1 	1: 10,8* ↘ 2: 9,6 ↘ 3: 10,9* ↗ 4: 9,7 ↘ 5: 10,2 ↘
	Serie 26,0 Totalt 146,0		Serie 48,0 Totalt 194,0	
Serie 2		1: 8,7 ← 2: 9,6 ← 3: 10,9* ↘ 4: 10,0 ↑ 5: 9,7 →	Skott 1 	1: 10,1 ↗
	Serie 46,0 Totalt 240,0		Serie 10,0 Totalt 250,0	
Skott 2		1: 9,5 →	Skott 3 	1: 10,6* →
	Serie 9,0 Totalt 259,0		Serie 10,0 Totalt 269,0	
Skott 4		1: 9,3 →	Skott 5 	1: 10,3 →
	Serie 9,0 Totalt 278,0		Serie 10,0 Totalt 288,0	

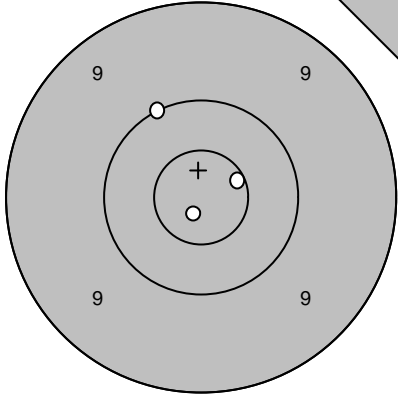
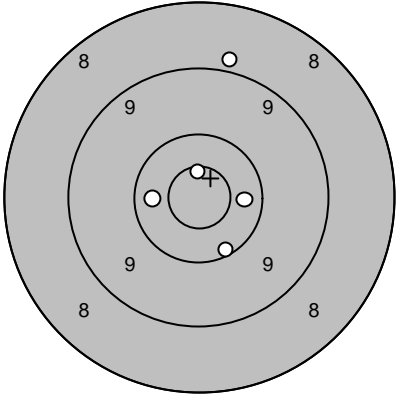
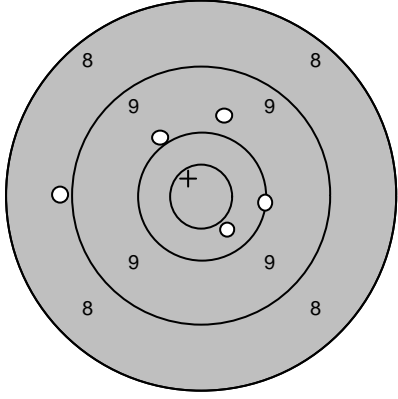
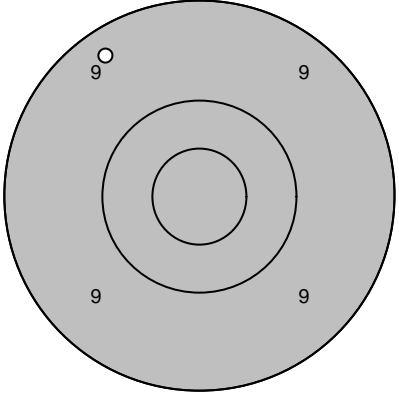
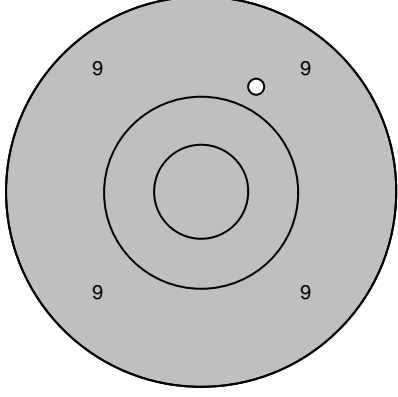
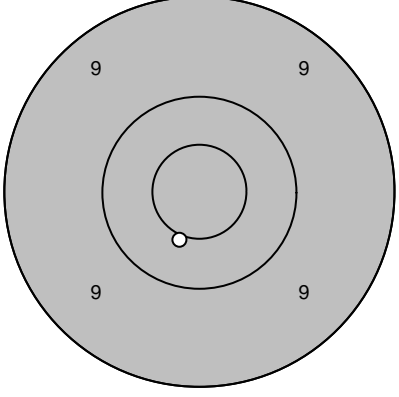
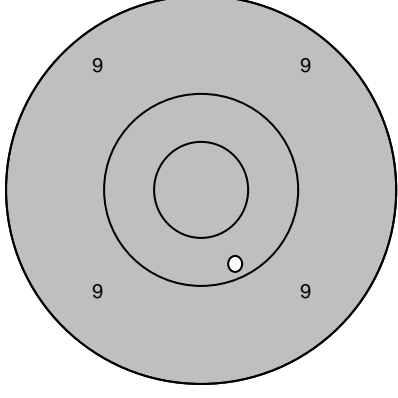
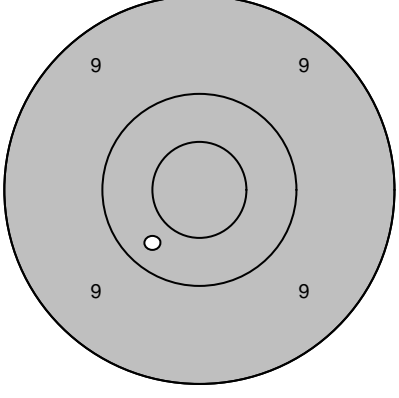
Skjutlag 3	Tavla 6	Ronny Nilsson	
		Piteå	
2008-07-12		Tavelträffen A - Final - 2008	Ramselefors SKF
Provskott 	1: 10,2 ← 2: 10,2 ↗ 3: 9,5 ↓	Serie 1 	1: 9,3 ↗ 2: 10,8* ↗ 3: 9,8 ↗ 4: 10,7* ↓ 5: 10,4 ↓
	Serie 29,0		Serie 48,0
	Totalt 146,0		Totalt 194,0
Serie 2 	1: 9,2 ↘ 2: 9,6 ↖ 3: 10,3 ↖ 4: 10,1 ↘ 5: 9,9 ↓	Skott 1 	1: 10,9* ↓
	Serie 47,0		Serie 10,0
	Totalt 241,0		Totalt 251,0
Skott 2 	1: 10,3 ↗	Skott 3 	1: 10,3 ↗
	Serie 10,0		Serie 10,0
	Totalt 261,0		Totalt 271,0
Skott 4 	1: 10,4 ↗	Skott 5 	1: 10,3 ↗
	Serie 10,0		Serie 10,0
	Totalt 281,0		Totalt 291,0

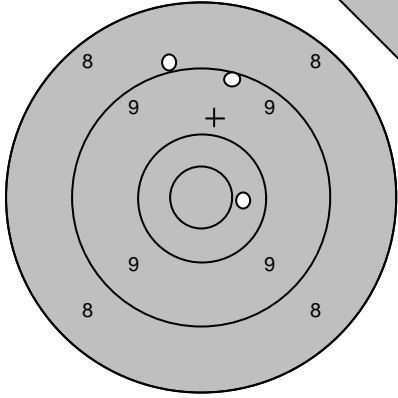
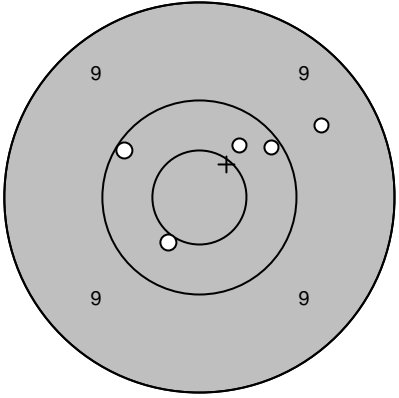
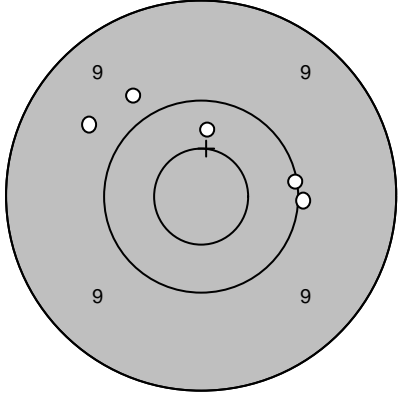
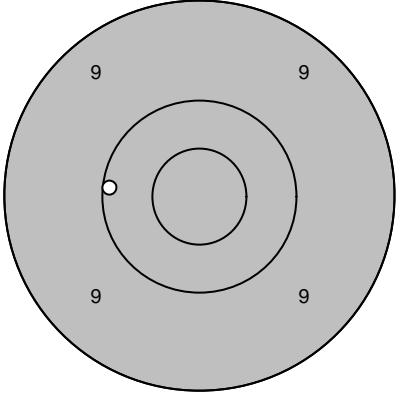
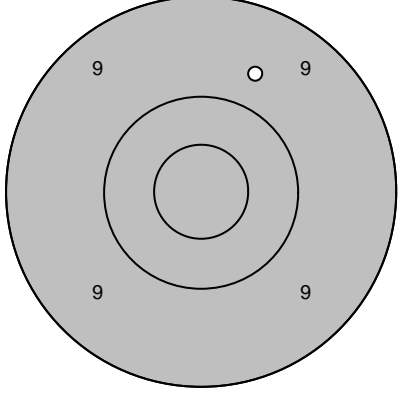
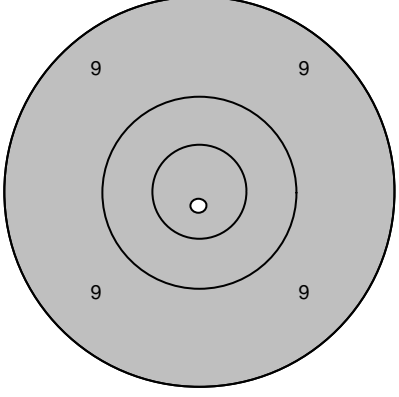
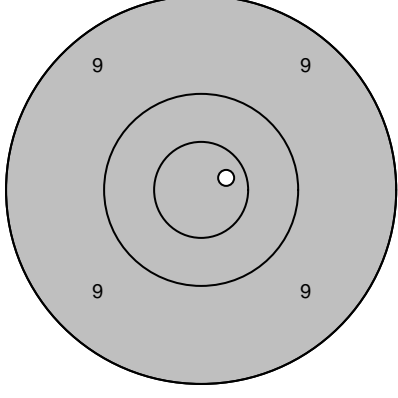
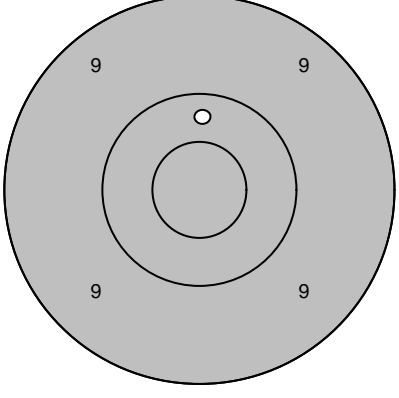
Skjutlag	Tavla	Gustav Lövgren	
3	7	Niemisel	
2008-07-12	Tavelträffen A - Final - 2008	Ramselefors SKF	
Provskott	1: 9,8 ← 2: 9,5 ↙ 3: 10,6* →	Serie 1	1: 10,1 ↗ 2: 10,0 ↑ 3: 10,5* ➤ 4: 9,9 → 5: 10,5* ↘
	Serie 28,0 Totalt 146,0		Serie 49,0 Totalt 195,0
Serie 2	1: 10,6* ↗ 2: 10,4 ↓ 3: 9,9 ↑ 4: 9,6 ↗ 5: 10,6* →	Skott 1	1: 9,0 ←
	Serie 48,0 Totalt 243,0		Serie 9,0 Totalt 252,0
Skott 2	1: 10,6* ↓	Skott 3	1: 10,2 ↓
	Serie 10,0 Totalt 262,0		Serie 10,0 Totalt 272,0
Skott 4	1: 10,2 ↑	Skott 5	1: 10,1 ←
	Serie 10,0 Totalt 282,0		Serie 10,0 Totalt 292,0

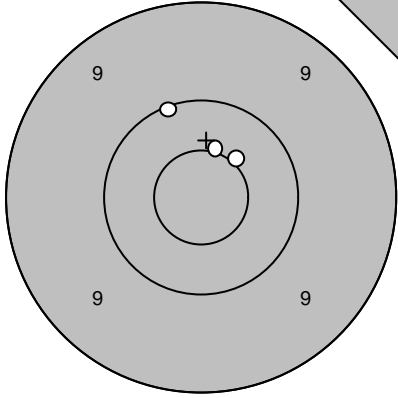
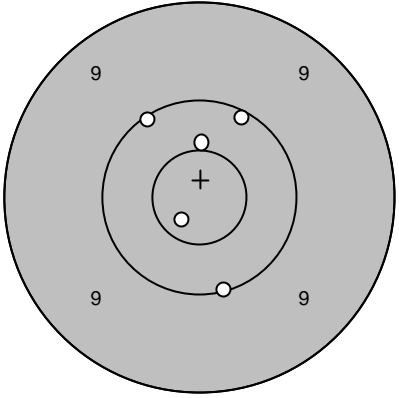
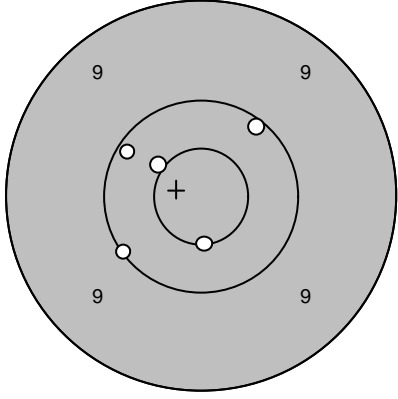
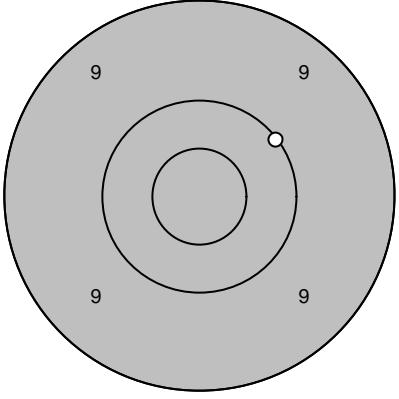
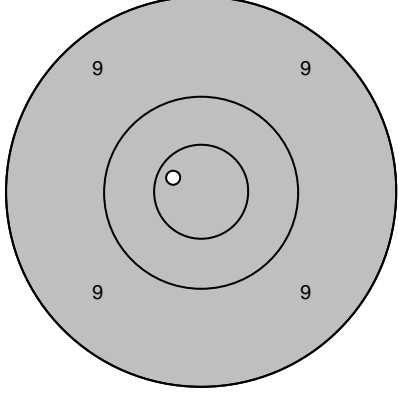
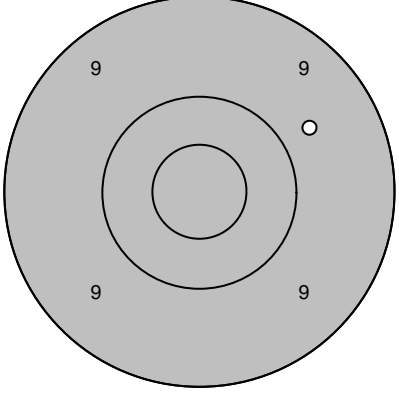
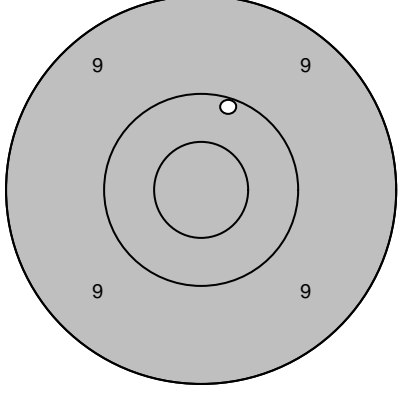
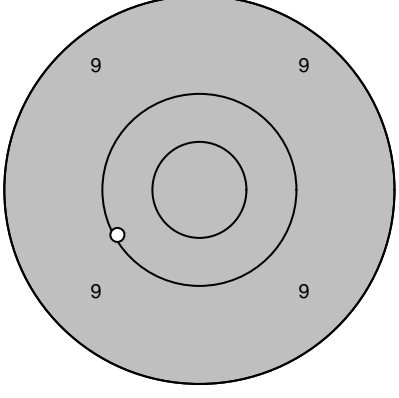
Skjutlag	Tavla	Peder Vahlberg	
3	8		
Ramselefors			
2008-07-12	Tavelträffen A - Final - 2008	Ramselefors SKF	
Provsnitt		1: 10,4 ↗ 2: 9,8 ↗ 3: 10,4 ↗	Serie 1 
	Serie 29,0 Totalt 145,0		1: 9,2 ↗ 2: 10,3 ↖ 3: 9,7 ↖ 4: 10,1 ← 5: 10,3 ↘
			Serie 48,0 Totalt 193,0
Serie 2		1: 10,9* ↖ 2: 10,2 ↗ 3: 9,7 ↘ 4: 9,7 → 5: 9,6 →	Skott 1 
	Serie 47,0 Totalt 240,0		1: 10,4 ↘
			Serie 10,0 Totalt 250,0
Skott 2		1: 10,0 →	Skott 3 
	Serie 10,0 Totalt 260,0		1: 8,7 ↗
			Serie 8,0 Totalt 268,0
Skott 5		1: 10,2 ↓	
	Serie 10,0 Totalt 278,0		

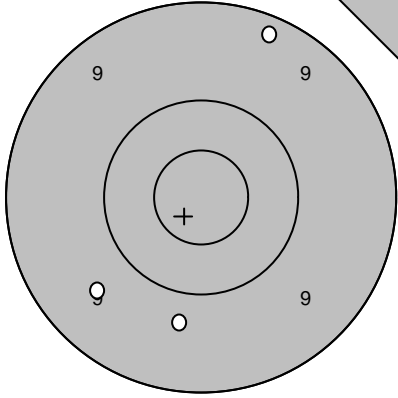
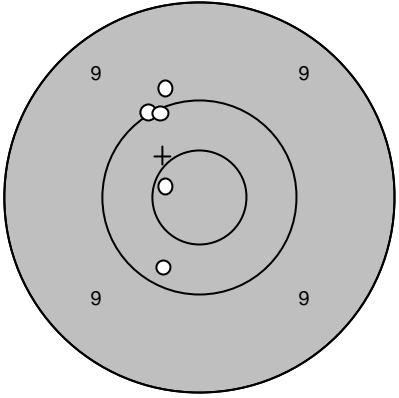
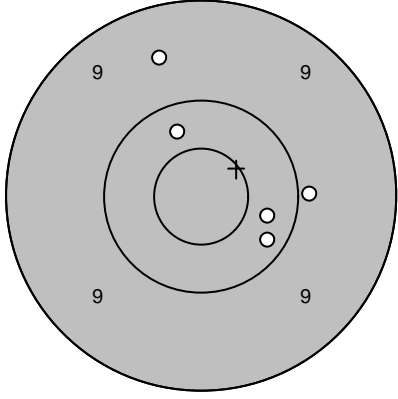
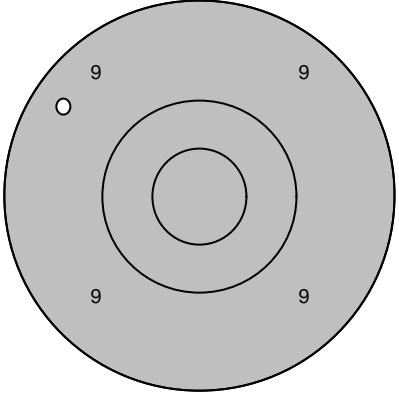
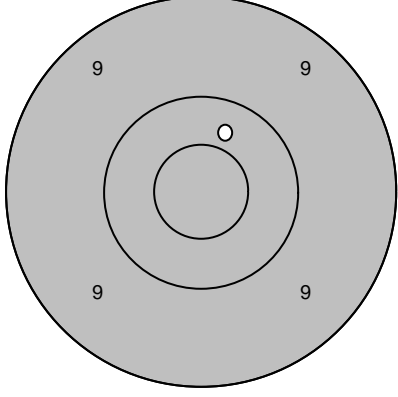
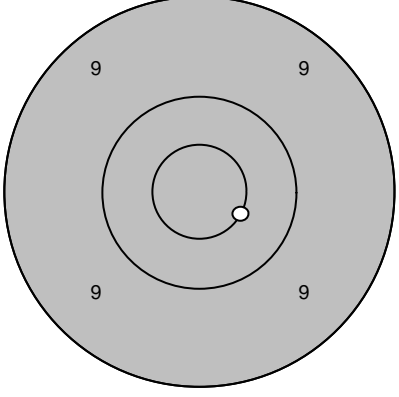
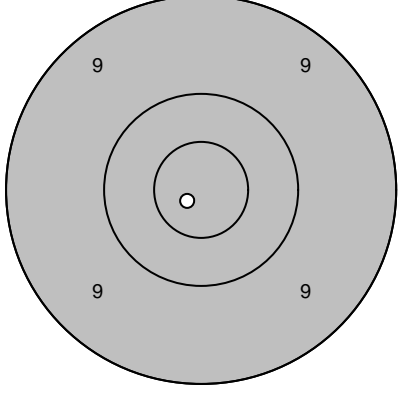
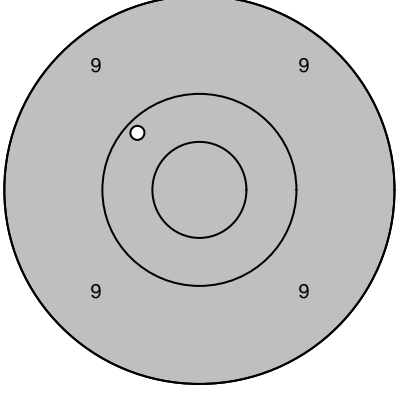
Skjutlag 3	Tavla 9	Mikael Olofsson		
		Moälven/Modo		
2008-07-12	Tavelträffen A - Final - 2008	Ramselefors SKF		
Provskott		1: 9,9 → 2: 10,0 ↓ 3: 10,5* ↓	Serie 1 	1: 9,6 ↑ 2: 10,0 ← 3: 10,0 → 4: 10,5* → 5: 10,3 ↗
	Serie 29,0		Serie 49,0	
	Totalt 145,0		Totalt 194,0	
Serie 2		1: 10,1 ↗ 2: 10,6* ↗ 3: 10,8* ↓ 4: 10,4 ↓ 5: 10,4 ←	Skott 1	1: 9,9 ↑
	Serie 50,0		Serie 9,0	
	Totalt 244,0		Totalt 253,0	
Skott 2		1: 9,8 ↑	Skott 3	1: 10,5* ↖
	Serie 9,0		Serie 10,0	
	Totalt 262,0		Totalt 272,0	
Skott 4		1: 10,1 →	Skott 5	1: 9,7 ↓
	Serie 10,0		Serie 9,0	
	Totalt 282,0		Totalt 291,0	

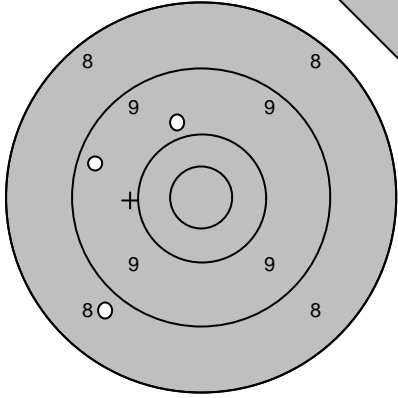
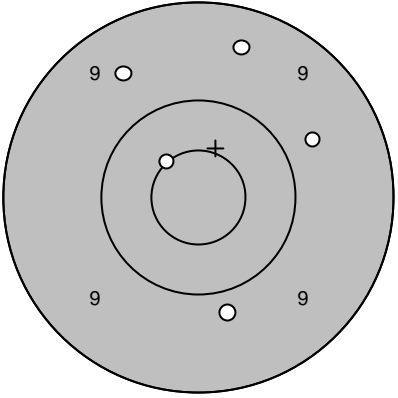
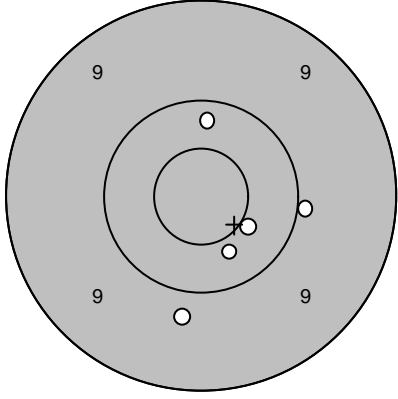
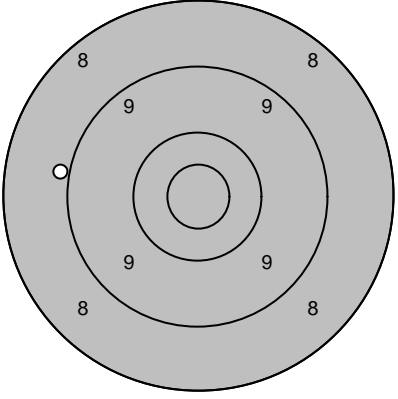
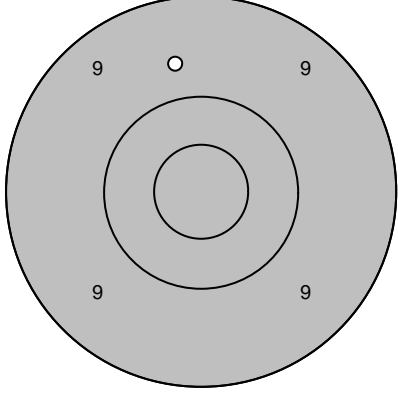
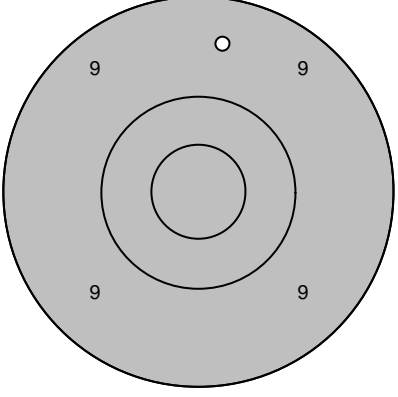
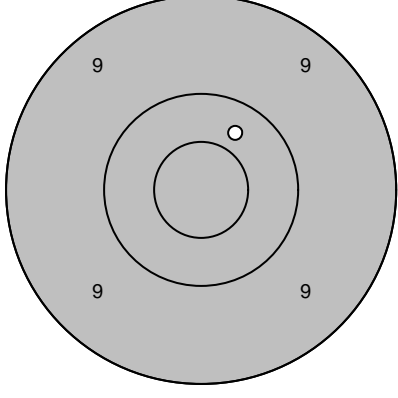
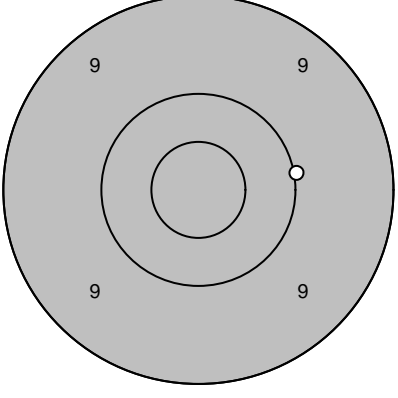
Skjutlag 3	Tavla 10	Helena Jansson	
		Söderala	
2008-07-12	Tavelträffen A - Final - 2008	Ramselefors SKF	
Provskott 	1: 10,1 → 2: 9,9 ← 3: 10,7* ←	Serie 1 	1: 10,1 ↓ 2: 10,3 ↓ 3: 10,1 ↙ 4: 10,2 ↗ 5: 10,3 →
	Serie 29,0		Serie 50,0
	Totalt 145,0		Totalt 195,0
Serie 2 	1: 10,7* ↑ 2: 9,8 ↗ 3: 9,4 ← 4: 9,7 ↓ 5: 9,5 ↓	Skott 1 	1: 9,5 ↓
	Serie 46,0		Serie 9,0
	Totalt 241,0		Totalt 250,0
Skott 2 	1: 10,3 ↑	Skott 3 	1: 9,9 →
	Serie 10,0		Serie 9,0
	Totalt 260,0		Totalt 269,0
Skott 4 	1: 9,7 ↖	Skott 5 	1: 9,1 ↓
	Serie 9,0		Serie 9,0
	Totalt 278,0		Totalt 287,0

Skjutlag 3	Tavla 11	Claes Gustafsson	
		Hofors	
2008-07-12	Tavelträffen A - Final - 2008	Ramselefors SKF	
Provskott 	1: 10,6* → 2: 10,0 ↖ 3: 10,9* ↓	Serie 1 	1: 8,9 ↑ 2: 10,2 ↓ 3: 10,4 → 4: 10,4 ← 5: 10,7* ↑
Serie 30,0		Serie 48,0	
Totalt 145,0		Totalt 193,0	
Serie 2 	1: 8,9 ← 2: 9,8 ↑ 3: 10,1 → 4: 10,0 ↗ 5: 10,4 ↓	Skott 1 	1: 9,3 ↖
Serie 47,0		Serie 9,0	
Totalt 240,0		Totalt 249,0	
Skott 2 	1: 9,8 ↗	Skott 3 	1: 10,5* ↓
Serie 9,0		Serie 10,0	
Totalt 258,0		Totalt 268,0	
Skott 4 	1: 10,2 ↓	Skott 5 	1: 10,3 ↙
Serie 10,0		Serie 10,0	
Totalt 278,0		Totalt 288,0	

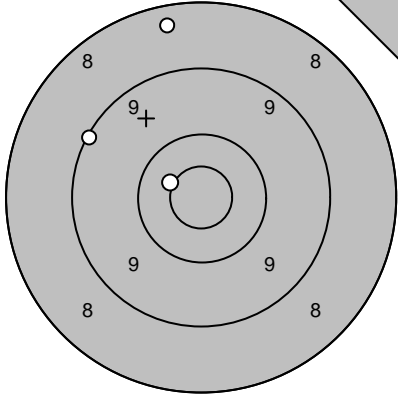
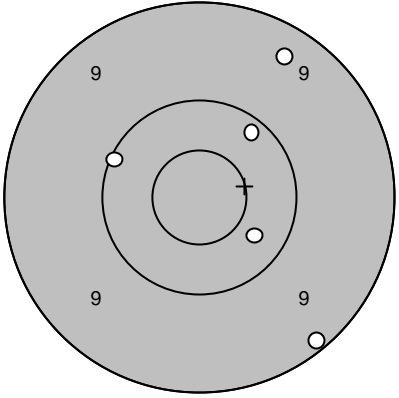
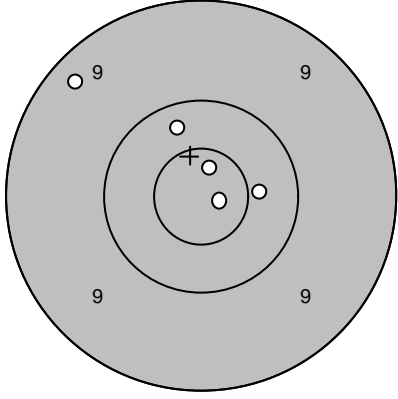
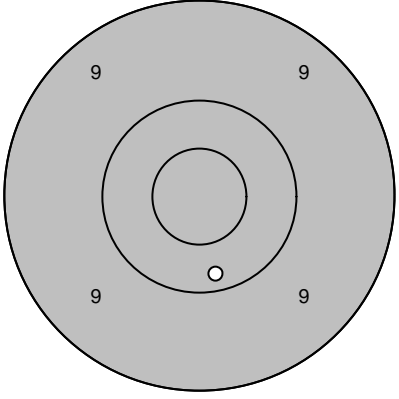
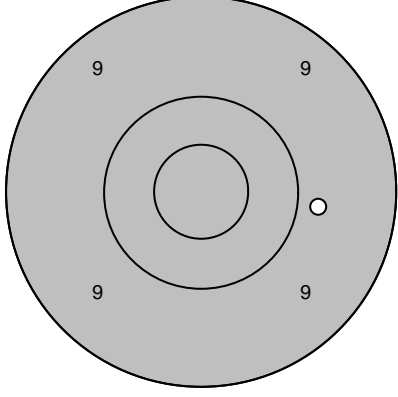
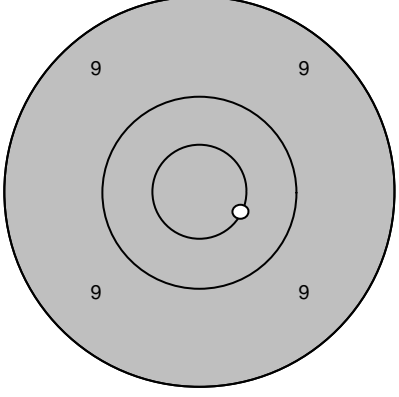
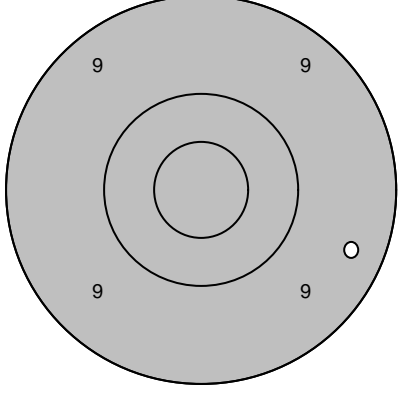
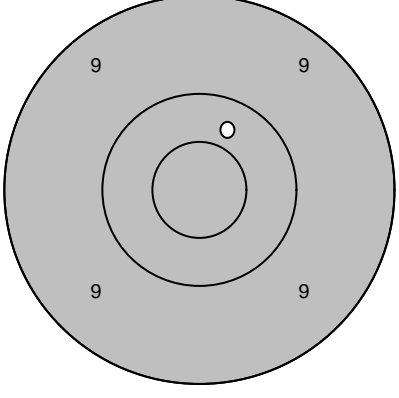
Skjutlag 3	Tavla 12	Jan-Olof Lampinen	
		S 3	
2008-07-12	Tavelträffen A - Final - 2008	Ramselefors SKF	
Provskott 	1: 9,0 ↑ 2: 10,4 → 3: 9,2 ↑	Serie 1 	1: 10,1 ↗ 2: 9,6 ↗ 3: 10,4 ↗ 4: 10,1 ↖ 5: 10,5* ↓
	Serie 28,0		Serie 49,0
	Totalt 145,0		Totalt 194,0
Serie 2 	1: 10,1 → 2: 9,7 ↖ 3: 9,8 ↖ 4: 10,4 ↑ 5: 10,0 →	Skott 1 	1: 10,1 ←
	Serie 48,0		Serie 10,0
	Totalt 242,0		Totalt 252,0
Skott 2 	1: 9,7 ↗	Skott 3 	1: 10,9* ↓
	Serie 9,0		Serie 10,0
	Totalt 261,0		Totalt 271,0
Skott 4 	1: 10,8* →	Skott 5 	1: 10,3 ↑
	Serie 10,0		Serie 10,0
	Totalt 281,0		Totalt 291,0

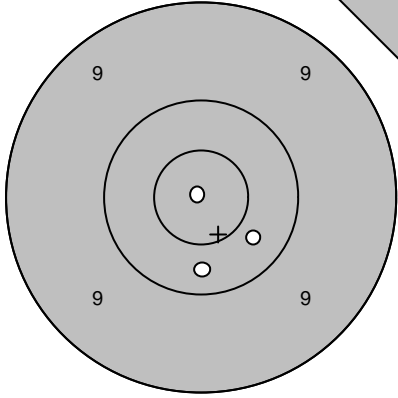
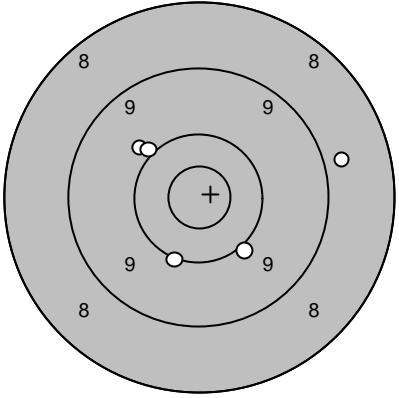
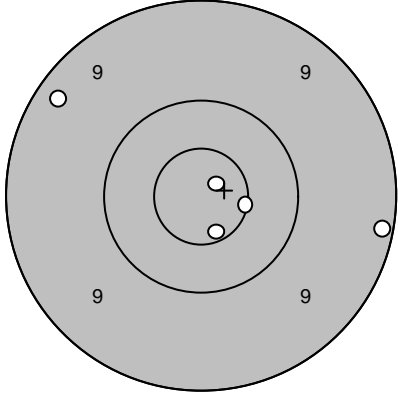
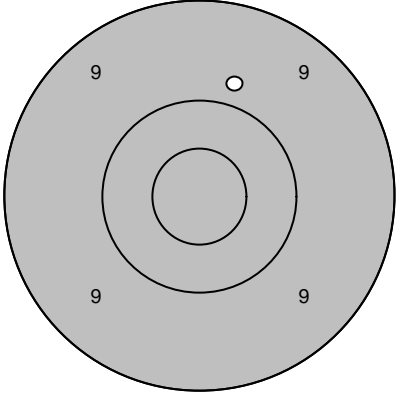
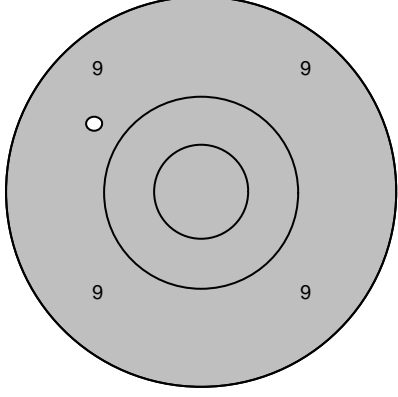
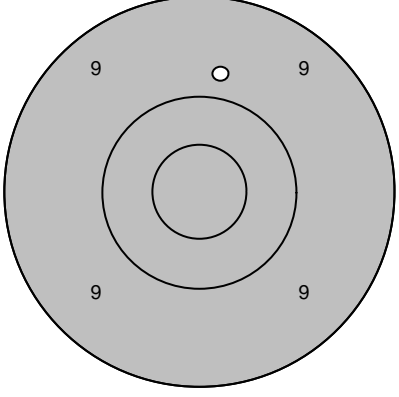
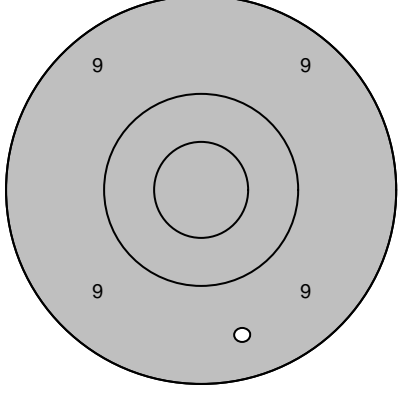
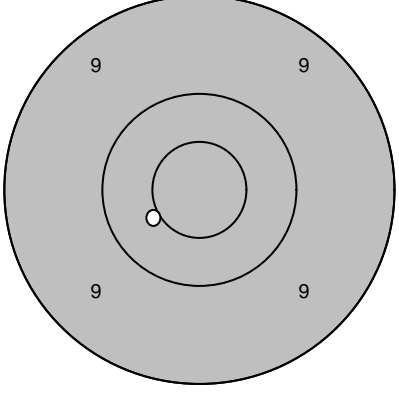
Skjutlag	Tavla	Lars Möllsten		
3	13			
Umeå				
2008-07-12	Tavelträffen A - Final - 2008	Ramselefors SKF		
Provskott		1: 10,5* ↗ 2: 10,5* ↑ 3: 10,1 ↑	Serie 1 	1: 10,1 ↓ 2: 10,7* ↓ 3: 10,1 ↖ 4: 10,5* ↑ 5: 10,1 ↗
	Serie 30,0 Totalt 145,0		Serie 50,0 Totalt 195,0	
Serie 2		1: 10,2 ↖ 2: 10,5* ↖ 3: 10,1 ↙ 4: 10,1 ↗ 5: 10,5* ↓	Skott 1 	1: 10,1 ↗
	Serie 50,0 Totalt 245,0		Serie 10,0 Totalt 255,0	
Skott 2		1: 10,7* ↖	Skott 3 	1: 9,7 ↗
	Serie 10,0 Totalt 265,0		Serie 9,0 Totalt 274,0	
Skott 4		1: 10,1 ↑	Skott 5 	1: 10,1 ↙
	Serie 10,0 Totalt 284,0		Serie 10,0 Totalt 294,0	

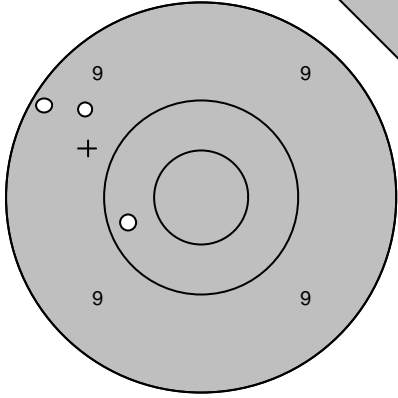
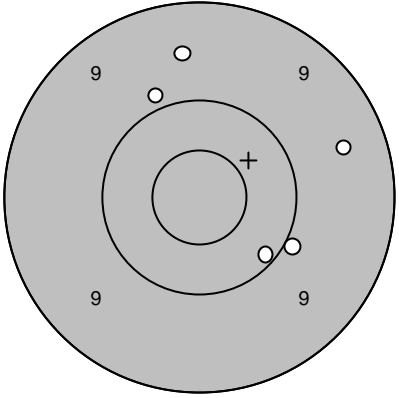
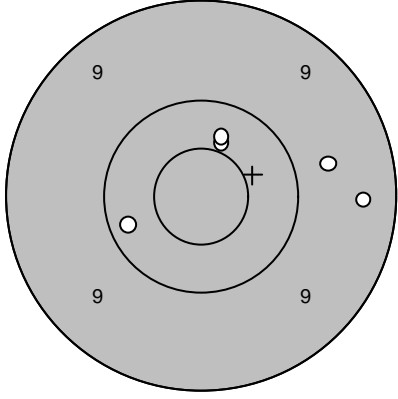
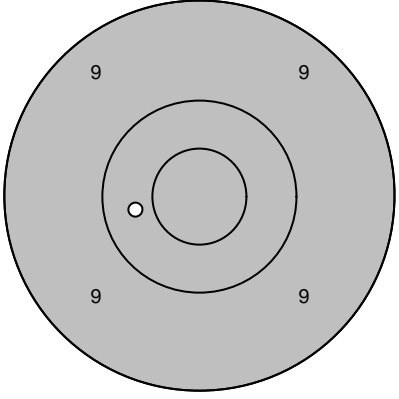
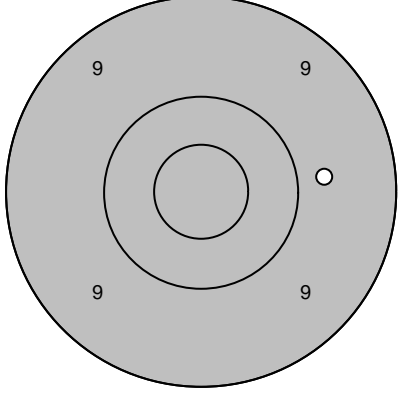
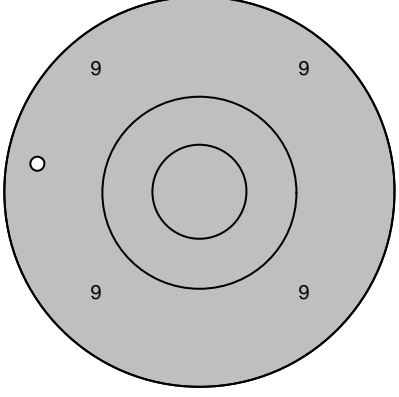
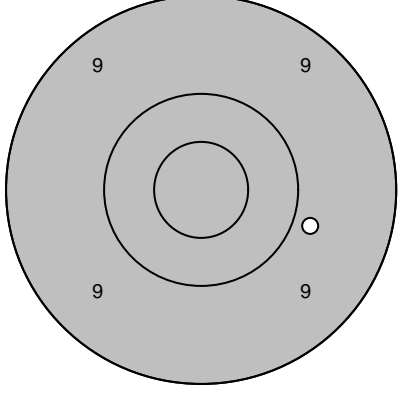
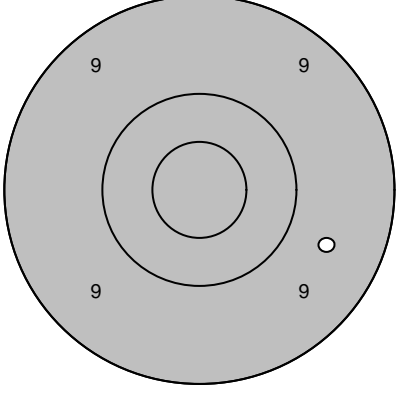
Skjutlag	Tavla	Donald Johansson		
3	14			
		Ale		
2008-07-12	Tavelträffen A - Final - 2008	Ramselefors SKF		
Provskott		1: 9,7 ↓ 2: 9,6 ↙ 3: 9,2 ↑	Serie 1 	1: 10,0 ↗ 2: 9,9 ↗ 3: 10,7* ↖ 4: 10,1 ↗ 5: 10,2 ↘
	Serie 27,0 Totalt 144,0		Serie 49,0 Totalt 193,0	
Serie 2		1: 10,3 ↑ 2: 9,6 ↑ 3: 10,2 ↘ 4: 10,3 → 5: 9,9 →	Skott 1 	1: 9,4 ↗
	Serie 48,0 Totalt 241,0		Serie 9,0 Totalt 250,0	
Skott 2		1: 10,4 ↑	Skott 3 	1: 10,5* ↘
	Serie 10,0 Totalt 260,0		Serie 10,0 Totalt 270,0	
Skott 4		1: 10,8* ↙	Skott 5 	1: 10,2 ↖
	Serie 10,0 Totalt 280,0		Serie 10,0 Totalt 290,0	

Skjutlag	Tavla	Linda Bergman	
3	15		
		Ununge	
2008-07-12	Tavelträffen A - Final - 2008	Ramselefors SKF	
Provsnitt	1: 8,8 ↙ 2: 9,4 ← 3: 9,9 ↑	Serie 1	1: 9,8 ↓ 2: 9,4 ↑ 3: 10,6* ↗ 4: 9,6 ↗ 5: 9,7 →
	Serie 26,0		Serie 46,0
	Totalt 144,0		Totalt 190,0
Serie 2	1: 10,3 ↑ 2: 10,5* ↘ 3: 10,0 → 4: 10,4 ↘ 5: 9,8 ↓	Skott 1	1: 8,9 ←
	Serie 49,0		Serie 8,0
	Totalt 239,0		Totalt 247,0
Skott 2	1: 9,7 ↑	Skott 3	1: 9,5 ↑
	Serie 9,0		Serie 9,0
	Totalt 256,0		Totalt 265,0
Skott 4	1: 10,4 ↗	Skott 5	1: 10,0 →
	Serie 10,0		Serie 10,0
	Totalt 275,0		Totalt 285,0

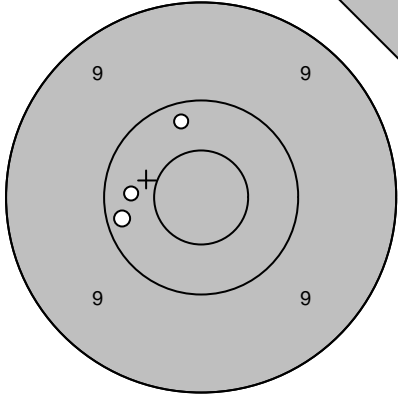
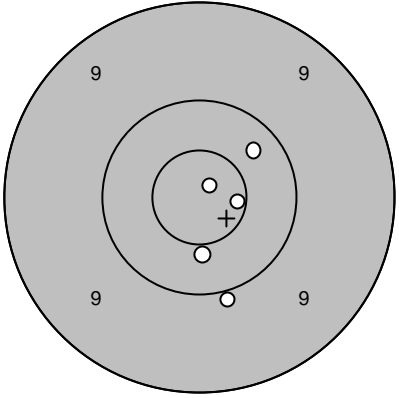
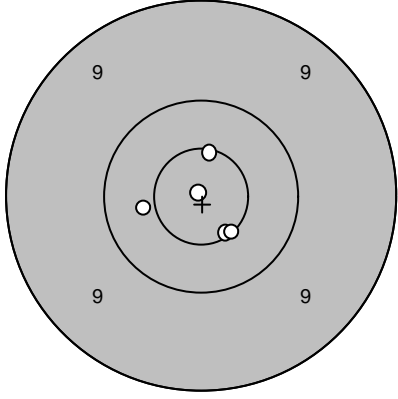
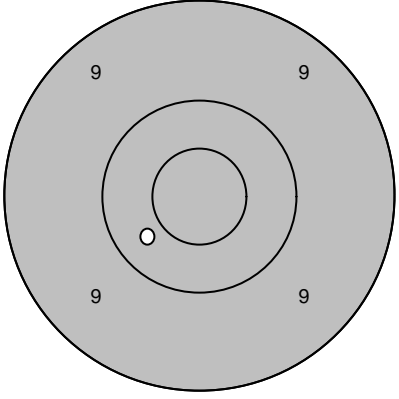
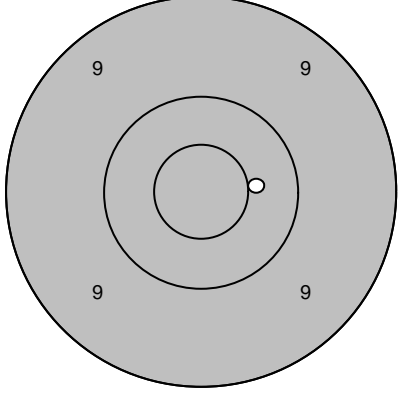
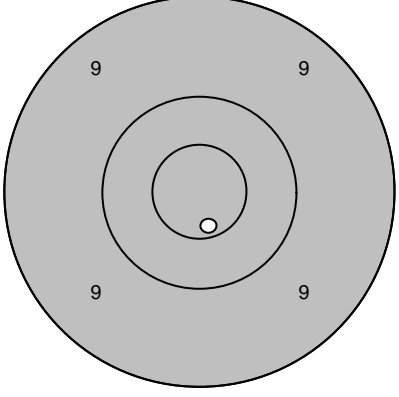
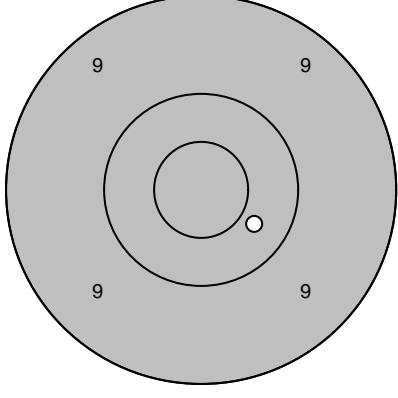
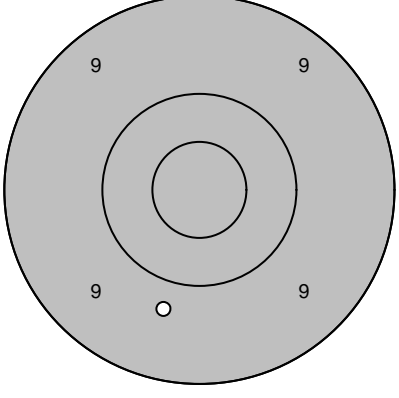
Skjutlag	Tavla	Lars Evaldsson	
3	16	Göteborg	
2008-07-12	Tavelträffen A - Final - 2008	Ramselefors SKF	
Provskott	1: 9,1 ↑ 2: 9,5 → 3: 10,3 ↑	Serie 1	1: 9,9 ↗ 2: 10,2 ↑ 3: 10,7* ↗ 4: 10,6* ↙ 5: 9,4 →
	Serie 28,0		Serie 48,0
	Totalt 144,0		Totalt 192,0
Serie 2	1: 8,5 ↑ 2: 10,2 ↓ 3: 10,8* → 4: 10,5* ← 5: 10,5* ↘	Skott 1	1: 10,2 ↗
	Serie 48,0		Serie 10,0
	Totalt 240,0		Totalt 250,0
Skott 2	1: 10,3 →	Skott 3	1: 10,6* ↓
	Serie 10,0		Serie 10,0
	Totalt 260,0		Totalt 270,0
Skott 4	1: 8,5 ↓	Skott 5	1: 10,7* ↓
	Serie 8,0		Serie 10,0
	Totalt 278,0		Totalt 288,0

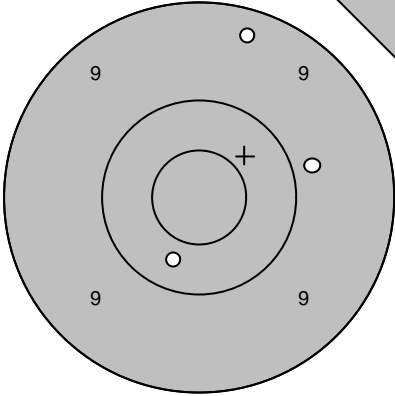
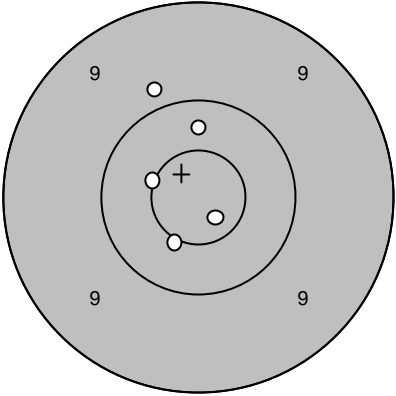
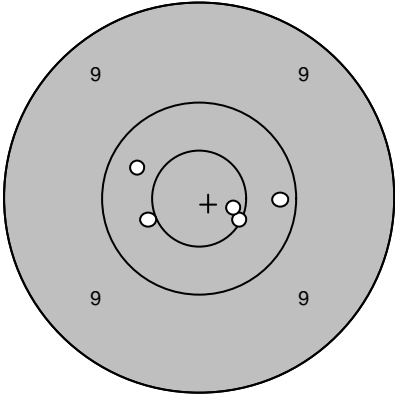
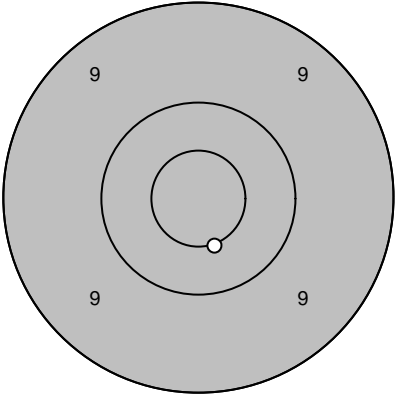
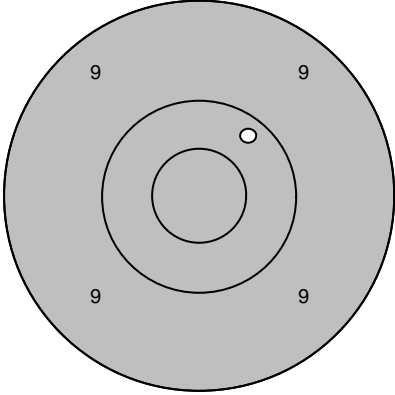
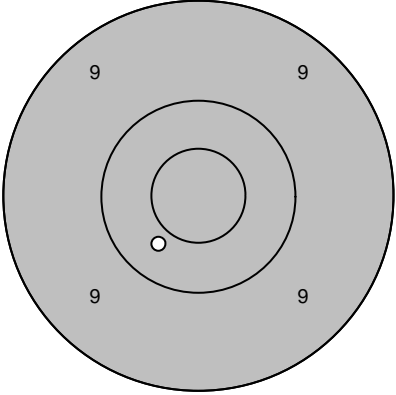
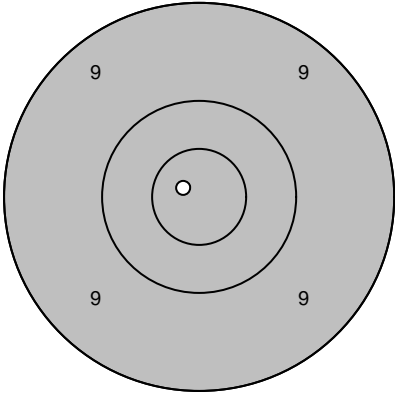
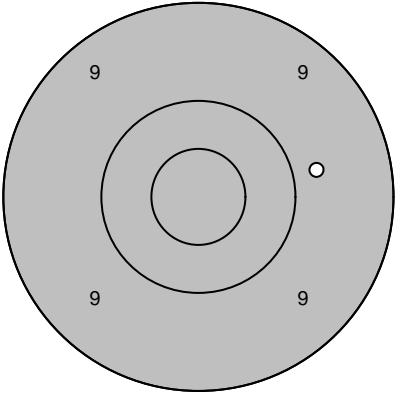
Skjutlag 3	Tavla 17	Stefan Lundqvist	
		Ununge	
2008-07-12	Tavelträffen A - Final - 2008	Ramselefors SKF	
Provsnitt 	1: 9,1 ↖ 2: 10,6* ↖ 3: 8,4 ↑	Serie 1 	1: 10,2 ↗ 2: 10,3 ↘ 3: 9,4 ↗ 4: 10,1 ↖ 5: 9,1 ↘
	Serie 27,0		Serie 48,0
	Totalt 144,0		Totalt 192,0
Serie 2 	1: 10,3 ↑ 2: 10,8* → 3: 10,4 → 4: 10,7* ↑ 5: 9,3 ↖	Skott 1 	1: 10,2 ↓
	Serie 49,0		Serie 10,0
	Totalt 241,0		Totalt 251,0
Skott 2 	1: 9,8 →	Skott 3 	1: 10,6* →
	Serie 9,0		Serie 10,0
	Totalt 260,0		Totalt 270,0
Skott 4 	1: 9,4 →	Skott 5 	1: 10,4 ↑
	Serie 9,0		Serie 10,0
	Totalt 279,0		Totalt 289,0

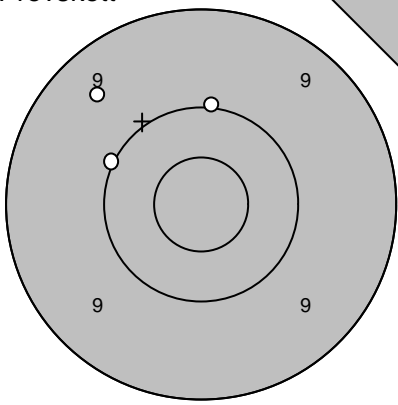
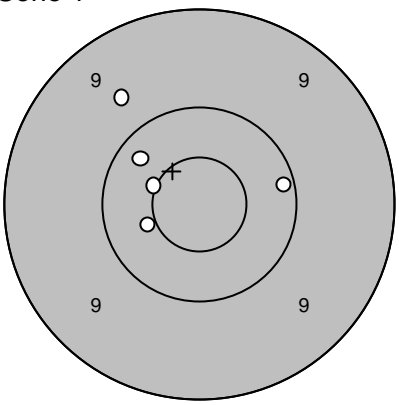
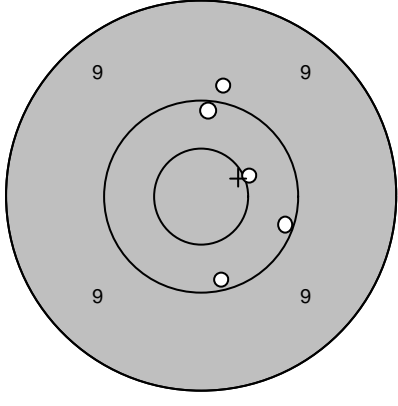
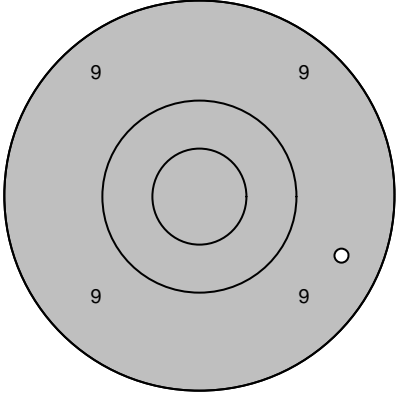
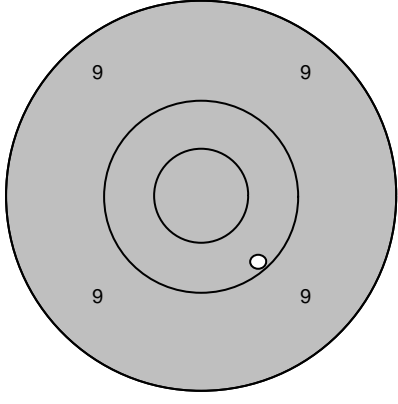
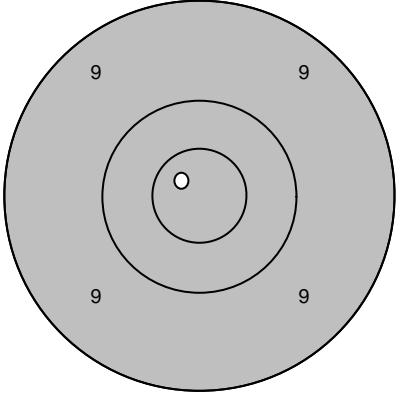
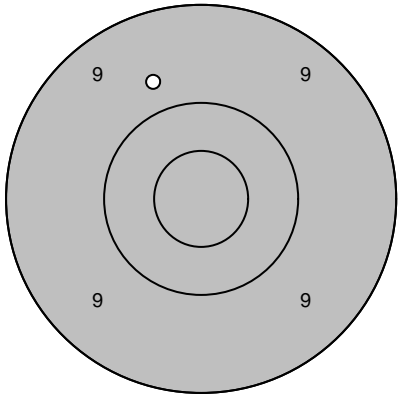
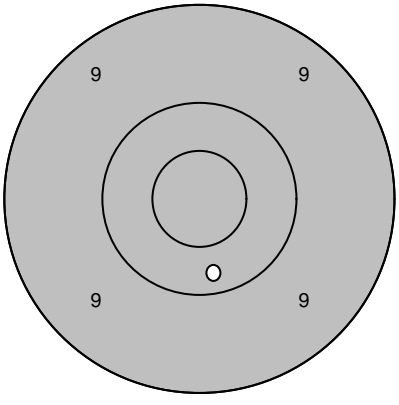
Skjutlag 3	Tavla 18	Magnus Lindkvist	
		Umeå	
2008-07-12	Tavelträffen A - Final - 2008	Ramselefors SKF	
Provskott 	1: 10,9* ↖ 2: 10,3 ↓ 3: 10,4 ↘	Serie 1 	1: 9,9 ↗ 2: 10,0 ↗ 3: 10,1 ↓ 4: 10,0 ↓ 5: 8,8 →
Serie 30,0		Serie 47,0	
Totalt 144,0		Totalt 191,0	
Serie 2 	1: 10,6* ↓ 2: 9,3 ↗ 3: 10,8* ↗ 4: 10,6* → 5: 9,2 →	Skott 1 	1: 9,8 ↑
Serie 48,0		Serie 9,0	
Totalt 239,0		Totalt 248,0	
Skott 2 	1: 9,7 ↖	Skott 3 	1: 9,8 ↑
Serie 9,0		Serie 9,0	
Totalt 257,0		Totalt 266,0	
Skott 4 	1: 9,5 ↓	Skott 5 	1: 10,5* ↖
Serie 9,0		Serie 10,0	
Totalt 275,0		Totalt 285,0	

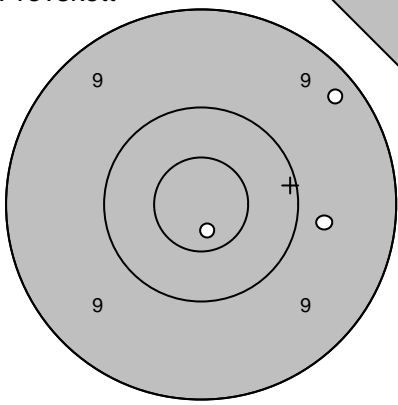
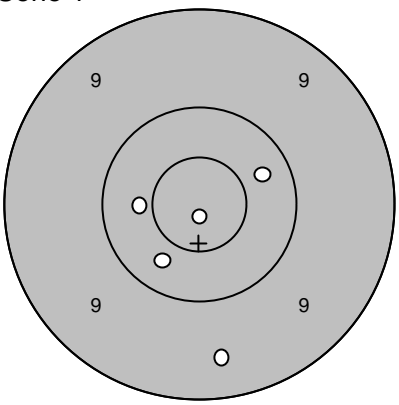
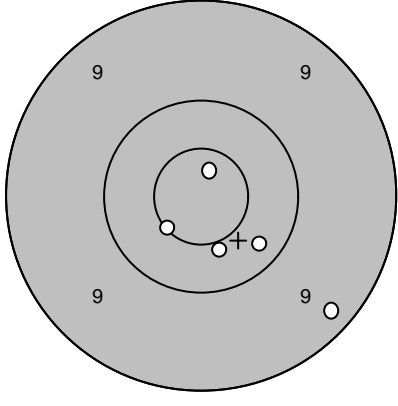
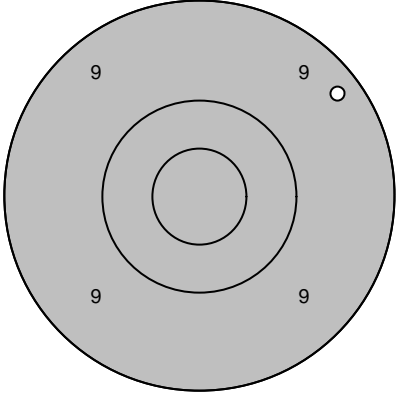
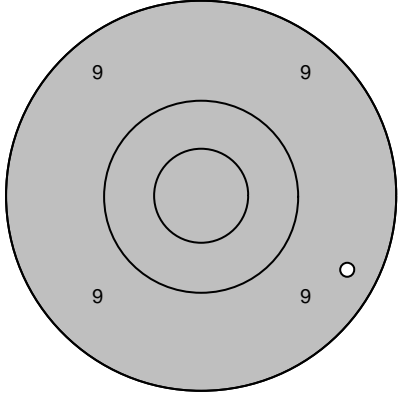
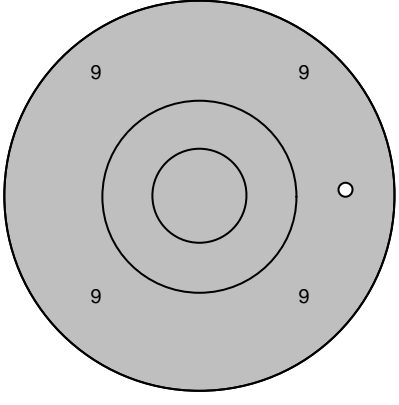
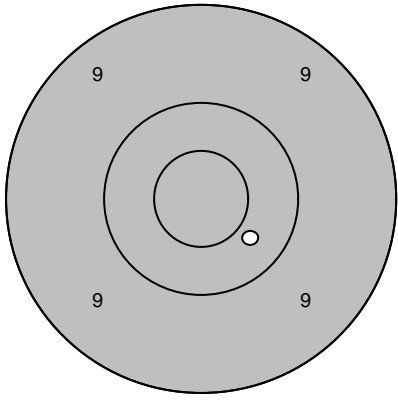
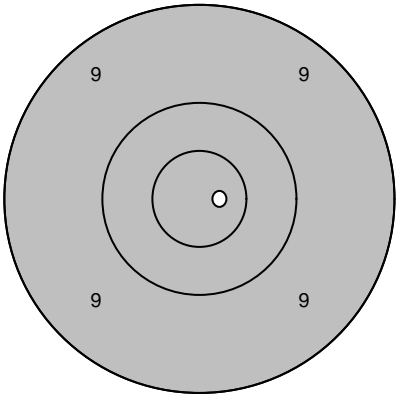
Skjutlag	Tavla	Carina Norling	
3	19	Söderala	
2008-07-12	Tavelträffen A - Final - 2008	Ramselefors SKF	
Provskott 	1: 9,2 ↖ 2: 10,2 ← 3: 9,6 ↗	Serie 1 	1: 9,6 ↑ 2: 10,1 ↘ 3: 10,0 ↘ 4: 9,9 ↗ 5: 9,5 →
	Serie 28,0		Serie 47,0
	Totalt 143,0		Totalt 190,0
Serie 2 	1: 10,2 ← 2: 9,4 → 3: 10,5* ↑ 4: 10,4 ↑ 5: 9,7 →	Skott 1 	1: 10,4 ←
	Serie 48,0		Serie 10,0
	Totalt 238,0		Totalt 248,0
Skott 2 	1: 9,8 →	Skott 3 	1: 9,4 ←
	Serie 9,0		Serie 9,0
	Totalt 257,0		Totalt 266,0
Skott 4 	1: 9,9 →	Skott 5 	1: 9,6 ↘
	Serie 9,0		Serie 9,0
	Totalt 275,0		Totalt 284,0

Skjutlag	Tavla	Linda Gustavsson	
3	20		
		Moälven-Modo	
2008-07-12	Tavelträffen A - Final - 2008	Ramselefors SKF	
Provskott	1: 9,6 ↓ 2: 10,4 ↑ 3: 10,4 →	Serie 1	1: 9,9 ↑ 2: 10,6* ↑ 3: 10,9* ↓ 4: 10,0 ↖ 5: 10,3 ↖
	Serie 29,0		Serie 49,0
	Totalt 143,0		Totalt 192,0
Serie 2	1: 10,0 ↖ 2: 10,3 ↘ 3: 10,3 ↑ 4: 10,0 ↑ 5: 10,3 ↗	Skott 1	1: 10,1 ←
	Serie 50,0		Serie 10,0
	Totalt 242,0		Totalt 252,0
Skott 2	1: 10,5* →	Skott 3	1: 10,4 ↑
	Serie 10,0		Serie 10,0
	Totalt 262,0		Totalt 272,0
Skott 4	1: 10,2 →	Skott 5	1: 10,2 ↘
	Serie 10,0		Serie 10,0
	Totalt 282,0		Totalt 292,0

Skjutlag 3	Tavla 21	Jane Jönsson		
		Skurup		
2008-07-12	Tavelträffen A - Final - 2008	Ramselefors SKF		
Provskott		1: 10,3 ← 2: 10,2 ↑ 3: 10,2 ←	Serie 1 	1: 10,9* ↗ 2: 10,5* ↓ 3: 10,6* → 4: 10,3 ↗ 5: 10,0 ↓
	Serie 30,0		Serie 50,0	
	Totalt 143,0		Totalt 193,0	
Serie 2		1: 10,4 ← 2: 10,9* ↗ 3: 10,6* ↘ 4: 10,6* ↑ 5: 10,6* ↘	Skott 1 	1: 10,4 ↙
	Serie 50,0		Serie 10,0	
	Totalt 243,0		Totalt 253,0	
Skott 2		1: 10,5* →	Skott 3 	1: 10,7* ↓
	Serie 10,0		Serie 10,0	
	Totalt 263,0		Totalt 273,0	
Skott 4		1: 10,4 ↘	Skott 5 	1: 9,8 ↓
	Serie 10,0		Serie 9,0	
	Totalt 283,0		Totalt 292,0	

Skjutlag	Tavla	Johny Vadebo	
3	22	Helsingborg	
2008-07-12	Tavelträffen A - Final - 2008	Ramselefors SKF	
Provs-kott 	1: 9,3 ↑ 2: 9,8 → 3: 10,4 ↓	Serie 1 	1: 10,3 ↑ 2: 10,5* ↓ 3: 9,9 ↑ 4: 10,8* ↓ 5: 10,5* ↑
	Serie 28,0		Serie 49,0
	Totalt 143,0		Totalt 192,0
Serie 2 	1: 10,3 ← 2: 10,6* → 3: 10,5* ← 4: 10,2 → 5: 10,7* →	Skott 1 	1: 10,5* ↓
	Serie 50,0		Serie 10,0
	Totalt 242,0		Totalt 252,0
Skott 2 	1: 10,2 ↗	Skott 3 	1: 10,4 ↙
	Serie 10,0		Serie 10,0
	Totalt 262,0		Totalt 272,0
Skott 4 	1: 10,9* ↖	Skott 5 	1: 9,8 →
	Serie 10,0		Serie 9,0
	Totalt 282,0		Totalt 291,0

Skjutlag	Tavla	Anders Brolund			
3	23				
Arvika					
2008-07-12	Tavelträffen A - Final - 2008	Ramselefors SKF			
Provskott		1: 9,5 ↙ 2: 10,0 ↑ 3: 10,0 ↖	Serie 1 	1: 10,5* ← 2: 10,3 ↗ 3: 9,7 ↗ 4: 10,5* ↗ 5: 10,2 →	
	Serie 29,0 Totalt 143,0		Serie 49,0 Totalt 192,0		
Serie 2		1: 9,9 ↑ 2: 10,1 → 3: 10,5* → 4: 10,2 ↓ 5: 10,2 ↑	Skott 1		1: 9,5 →
	Serie 49,0 Totalt 241,0			Serie 9,0 Totalt 250,0	
Skott 2		1: 10,1 ↘	Skott 3		1: 10,8* ↖
	Serie 10,0 Totalt 260,0			Serie 10,0 Totalt 270,0	
Skott 4		1: 9,7 ↗	Skott 5		1: 10,3 ↓
	Serie 9,0 Totalt 279,0			Serie 10,0 Totalt 289,0	

Skjutlag 3	Tavla 24	Fredrik Ågren			
		I 19 / A 9			
2008-07-12	Tavelträffen A - Final - 2008	Ramselefors SKF			
Provsnitt		1: 9,3 ↗ 2: 10,8* ↓ 3: 9,8 →	Serie 1		1: 10,3 ↗ 2: 10,9* ↓ 3: 10,4 ← 4: 9,5 ↓ 5: 10,3 ↘
		Serie 28,0			Serie 49,0
		Totalt 142,0			Totalt 191,0
Serie 2		1: 10,3 ↘ 2: 10,8* ↑ 3: 9,3 ↘ 4: 10,4 ↓ 5: 10,6* ↙	Skott 1		1: 9,3 ↗
		Serie 49,0			Serie 9,0
		Totalt 240,0			Totalt 249,0
Skott 2		1: 9,4 ↘	Skott 3		1: 9,5 →
		Serie 9,0			Serie 9,0
		Totalt 258,0			Totalt 267,0
Skott 4		1: 10,4 ↘	Skott 5		1: 10,8* →
		Serie 10,0			Serie 10,0
		Totalt 277,0			Totalt 287,0