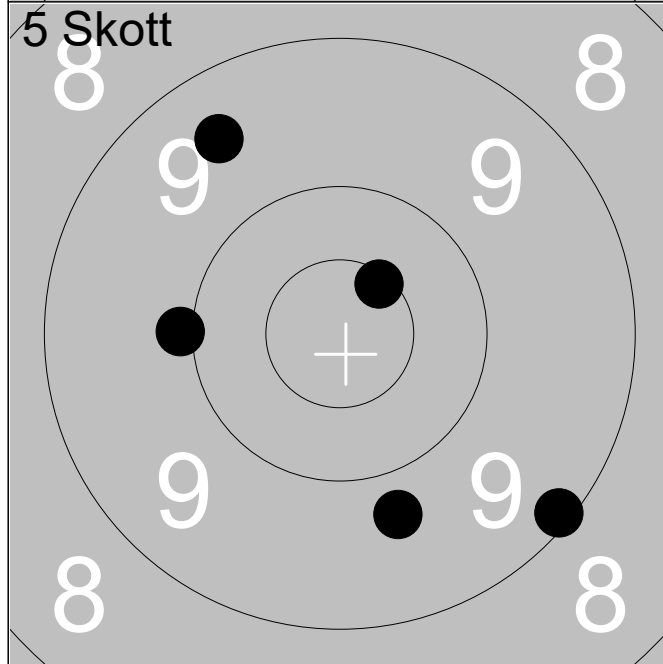
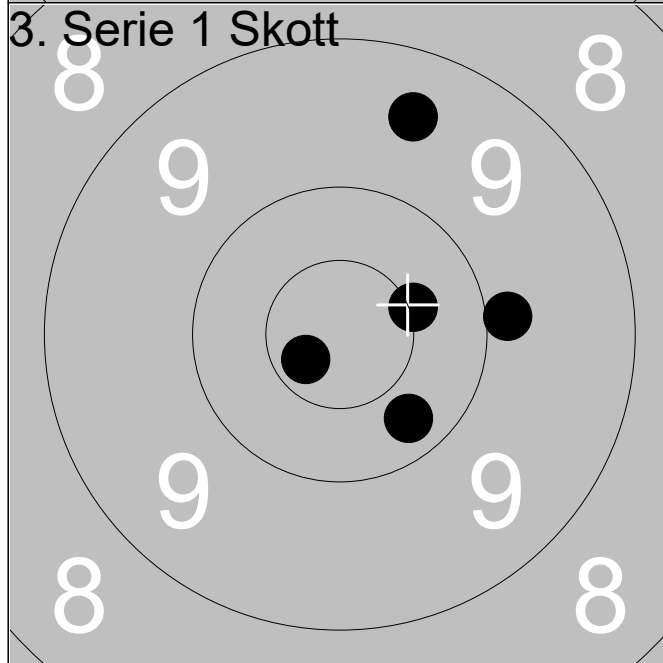


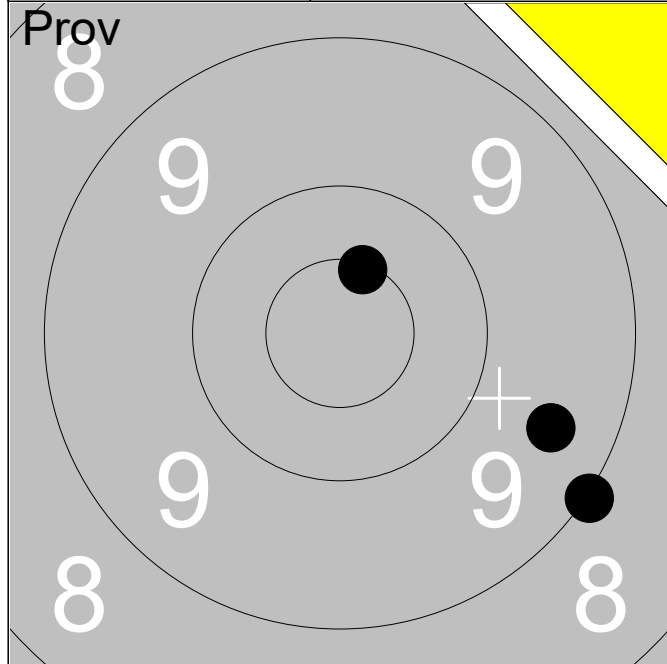
	1:	9.7	↑
	2:	9.9	↘
	3:	9.5	←
Serie			27.0
Total			240.0



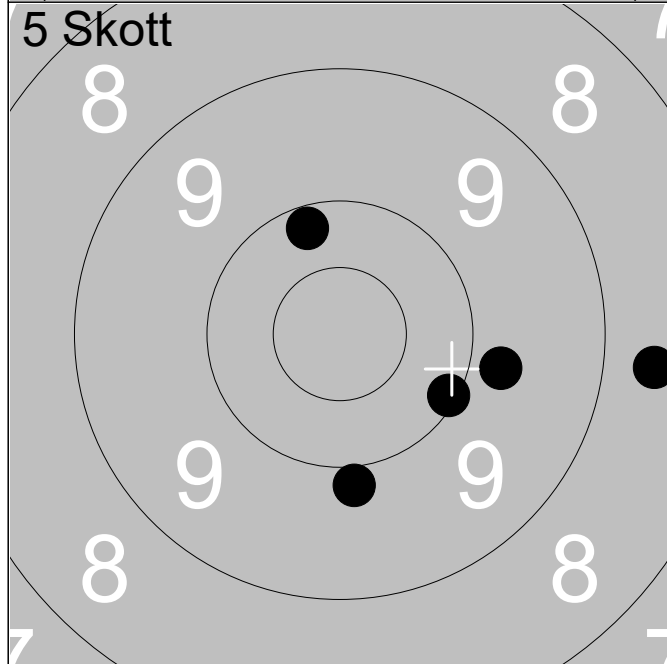
	1:	9.5	↖
	2:	10.6x	↗
	3:	10.0	←
	4:	9.7	↘
	5:	9.1	↘
Serie			47.0
Total			287.0



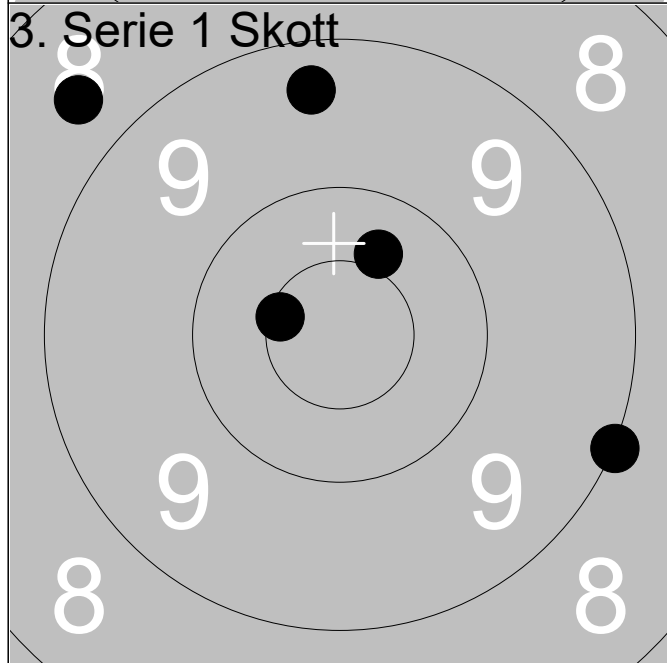
	1:	10.5x	→
	2:	10.3	↘
	3:	10.7x	↖
	4:	9.5	↑
	5:	9.9	→
Serie			48.0
Total			335.0



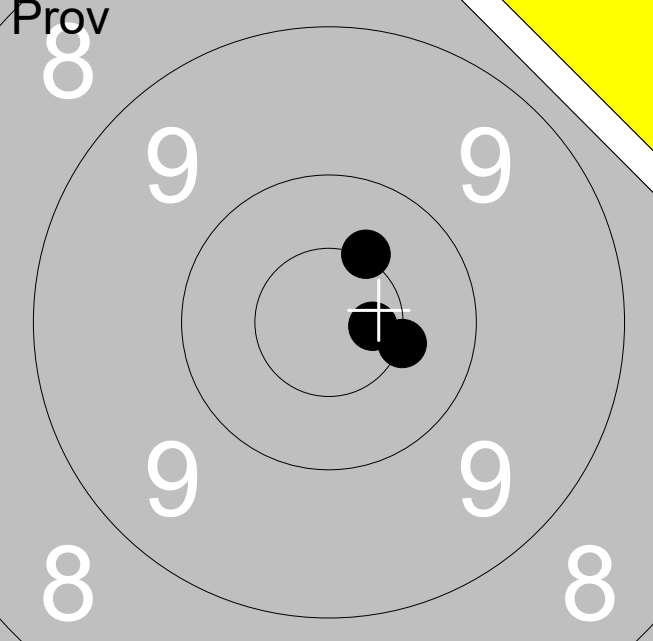
1:	9.5	→
2:	9.0	→
3:	10.5x	↑
Serie		28.0
Total		236.0

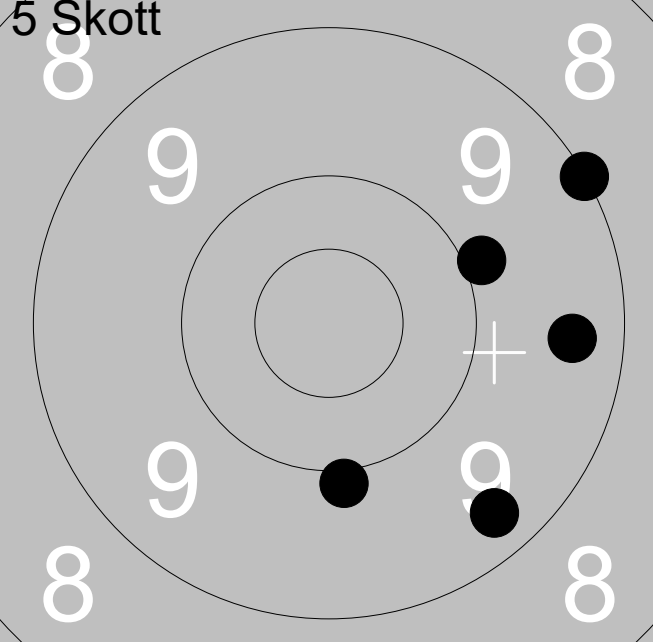


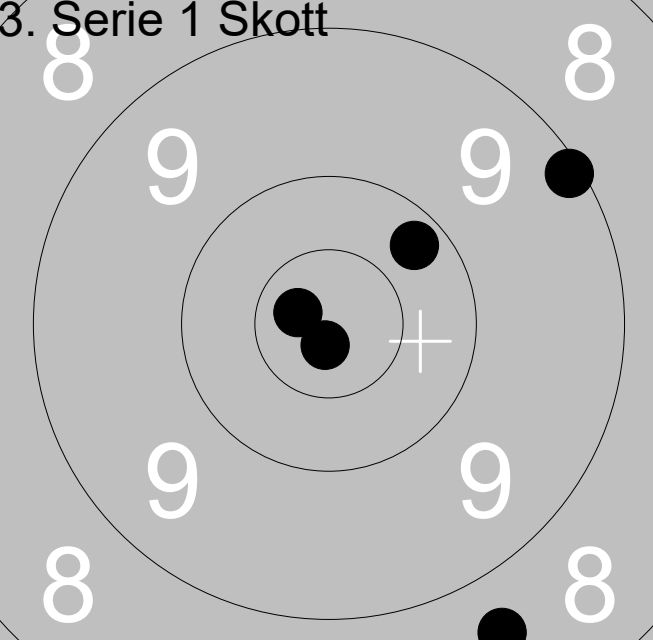
1:	10.2	↑
2:	9.9	↓
3:	10.1	→
4:	8.7	→
5:	9.8	→
Serie		46.0
Total		282.0

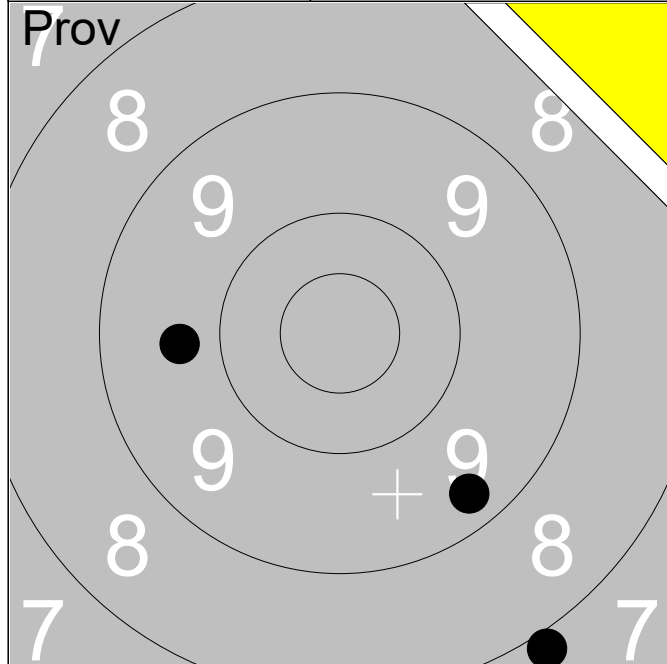


1:	10.6x	←
2:	8.6	↗
3:	10.4	↑
4:	9.4	↑
5:	9.0	→
Serie		46.0
Total		328.0

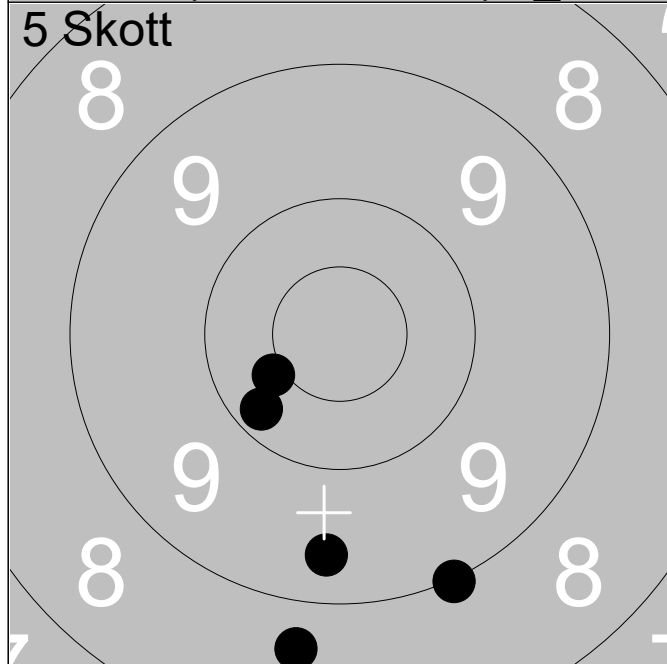
<p>Prov</p> 	<table style="width:100%; border-collapse: collapse;"> <tr> <td style="width:10%;">1:</td> <td style="width:20%;">10.7x</td> <td style="width:10%; text-align:right;">→</td> </tr> <tr> <td>2:</td> <td>10.5x</td> <td style="text-align:right;">→</td> </tr> <tr> <td>3:</td> <td>10.5x</td> <td style="text-align:right;">↗</td> </tr> </table> <table border="1" style="width:100%; border-collapse: collapse; margin-top: 10px;"> <tr> <td style="width:80%;">Serie</td> <td style="text-align:right;">30.0</td> </tr> <tr> <td>Total</td> <td style="text-align:right;">236.0</td> </tr> </table>	1:	10.7x	→	2:	10.5x	→	3:	10.5x	↗	Serie	30.0	Total	236.0
1:	10.7x	→												
2:	10.5x	→												
3:	10.5x	↗												
Serie	30.0													
Total	236.0													

<p>5 Skott</p> 	<table style="width:100%; border-collapse: collapse;"> <tr> <td style="width:10%;">1:</td> <td style="width:20%;">9.0</td> <td style="width:10%; text-align:right;">↗</td> </tr> <tr> <td>2:</td> <td>9.4</td> <td style="text-align:right;">→</td> </tr> <tr> <td>3:</td> <td>9.9</td> <td style="text-align:right;">↗</td> </tr> <tr> <td>4:</td> <td>9.9</td> <td style="text-align:right;">↓</td> </tr> <tr> <td>5:</td> <td>9.3</td> <td style="text-align:right;">↘</td> </tr> </table> <table border="1" style="width:100%; border-collapse: collapse; margin-top: 10px;"> <tr> <td style="width:80%;">Serie</td> <td style="text-align:right;">45.0</td> </tr> <tr> <td>Total</td> <td style="text-align:right;">281.0</td> </tr> </table>	1:	9.0	↗	2:	9.4	→	3:	9.9	↗	4:	9.9	↓	5:	9.3	↘	Serie	45.0	Total	281.0
1:	9.0	↗																		
2:	9.4	→																		
3:	9.9	↗																		
4:	9.9	↓																		
5:	9.3	↘																		
Serie	45.0																			
Total	281.0																			

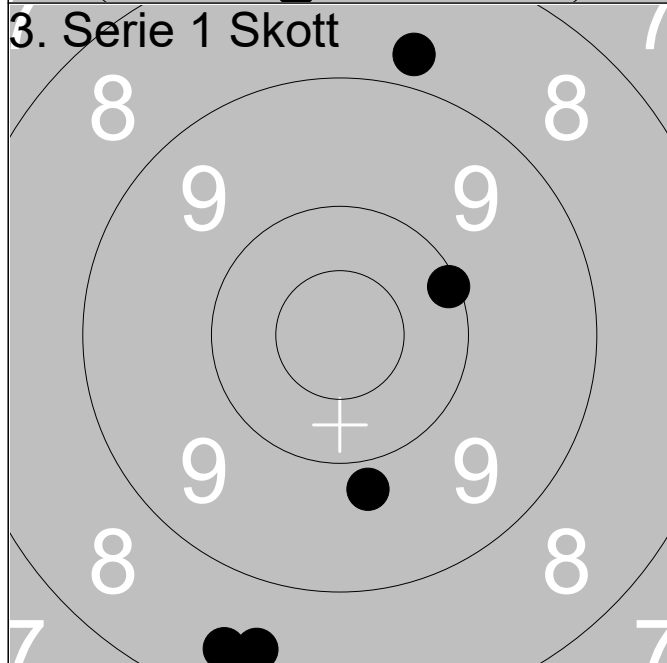
<p>3. Serie 1 Skott</p> 	<table style="width:100%; border-collapse: collapse;"> <tr> <td style="width:10%;">1:</td> <td style="width:20%;">9.1</td> <td style="width:10%; text-align:right;">↗</td> </tr> <tr> <td>2:</td> <td>10.8x</td> <td style="text-align:right;">↓</td> </tr> <tr> <td>3:</td> <td>10.2</td> <td style="text-align:right;">↗</td> </tr> <tr> <td>4:</td> <td>10.7x</td> <td style="text-align:right;">↖</td> </tr> <tr> <td>5:</td> <td>8.6</td> <td style="text-align:right;">↓</td> </tr> </table> <table border="1" style="width:100%; border-collapse: collapse; margin-top: 10px;"> <tr> <td style="width:80%;">Serie</td> <td style="text-align:right;">47.0</td> </tr> <tr> <td>Total</td> <td style="text-align:right;">328.0</td> </tr> </table>	1:	9.1	↗	2:	10.8x	↓	3:	10.2	↗	4:	10.7x	↖	5:	8.6	↓	Serie	47.0	Total	328.0
1:	9.1	↗																		
2:	10.8x	↓																		
3:	10.2	↗																		
4:	10.7x	↖																		
5:	8.6	↓																		
Serie	47.0																			
Total	328.0																			



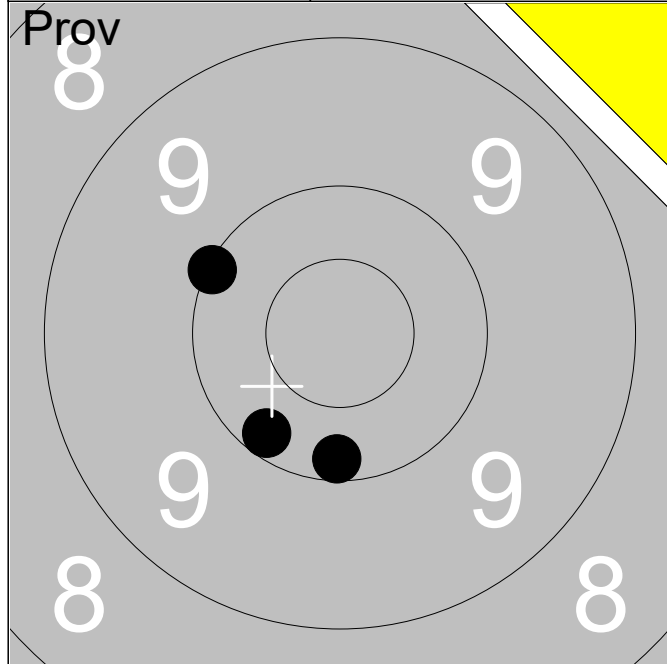
	1:	7.9		↓
	2:	9.3		↓
	3:	9.7		←
<hr/>				
Serie				25.0
Total				235.0



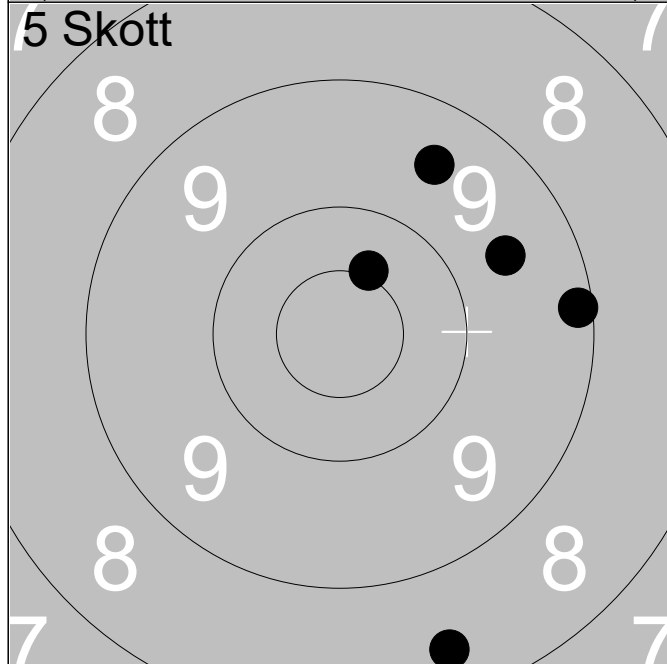
	1:	9.0		↓
	2:	10.4x		←
	3:	10.2		←
	4:	9.4		↓
	5:	8.7		↓
<hr/>				
Serie				46.0
Total				281.0



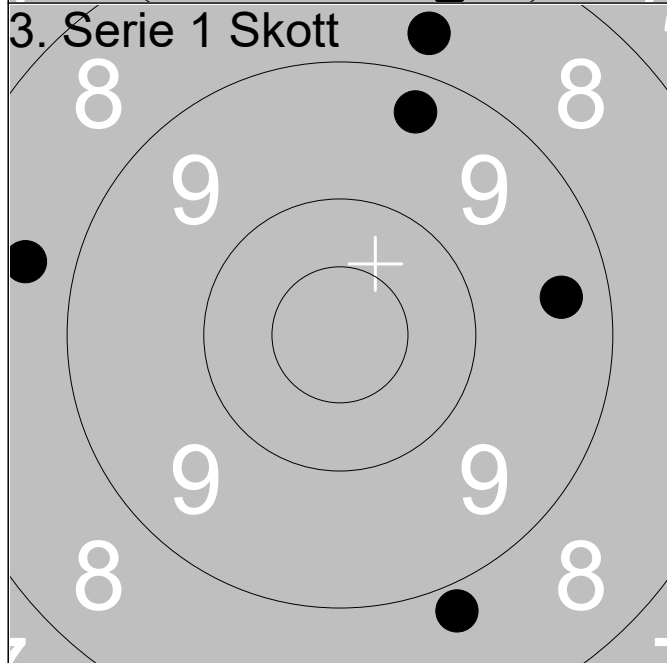
	1:	8.4		↓
	2:	8.5		↓
	3:	10.1		→
	4:	8.8		↑
	5:	9.8		↓
<hr/>				
Serie				43.0
Total				324.0



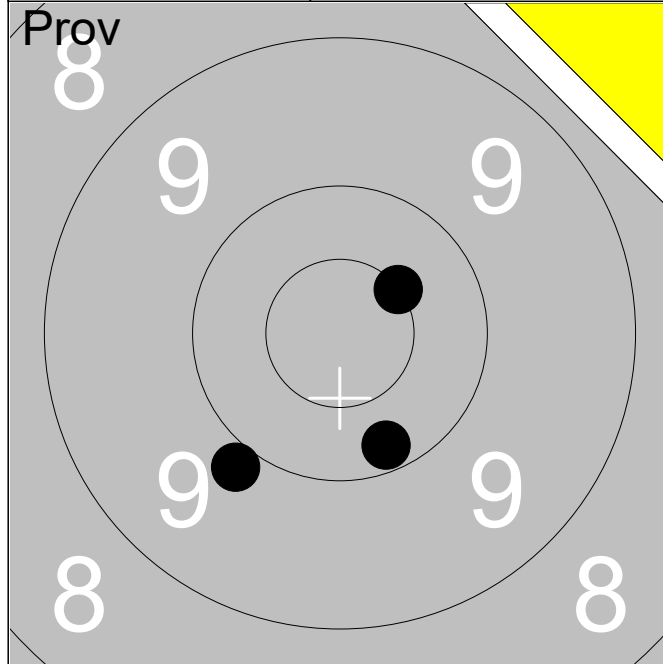
	1:	10.2	↓
	2:	10.2	↙
	3:	10.1	↘
Serie			30.0
Total			225.0



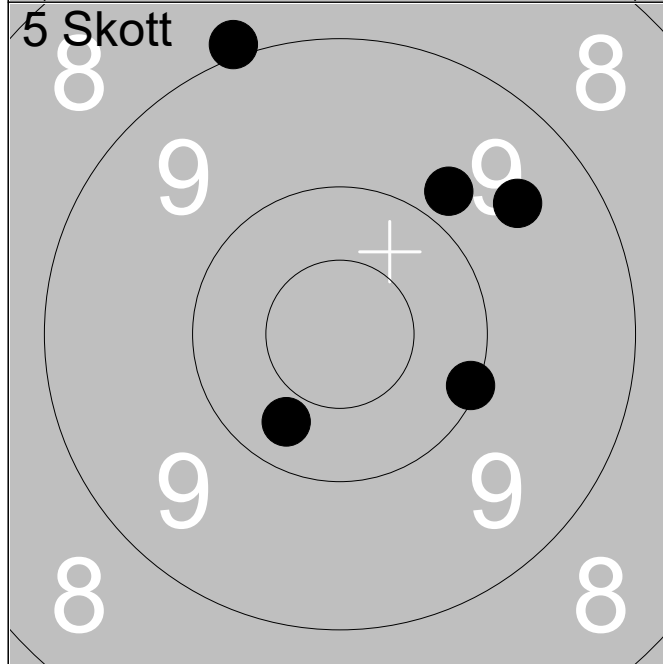
	1:	10.4x	↗
	2:	9.5	↗
	3:	9.1	→
	4:	8.4	↓
	5:	9.6	↗
Serie			45.0
Total			270.0



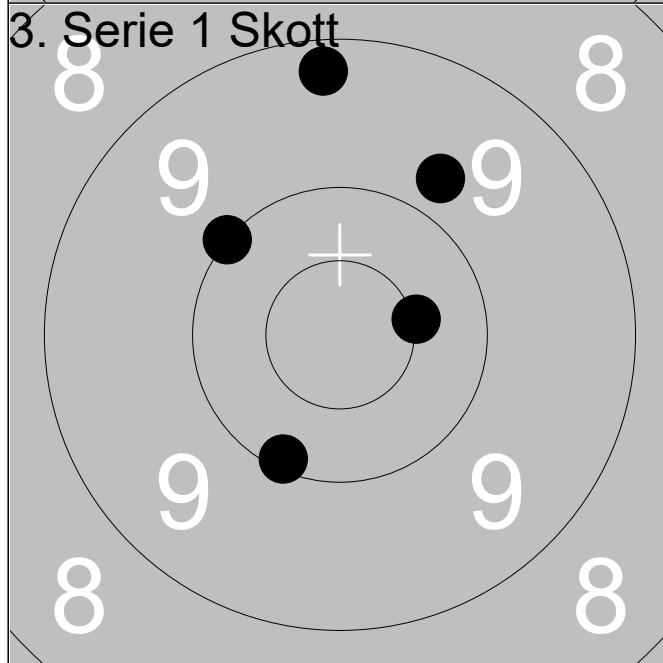
	1:	8.7	↖
	2:	9.4	→
	3:	8.7	↗
	4:	9.3	↗
	5:	8.8	↓
Serie			42.0
Total			312.0



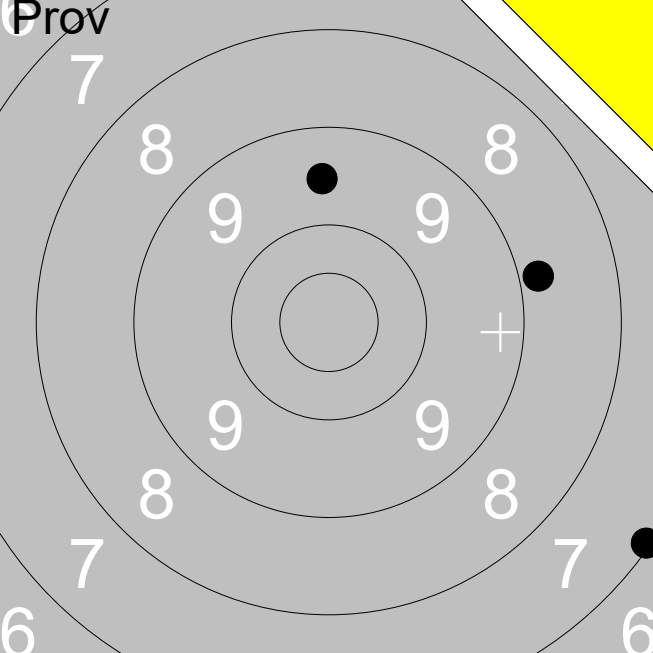
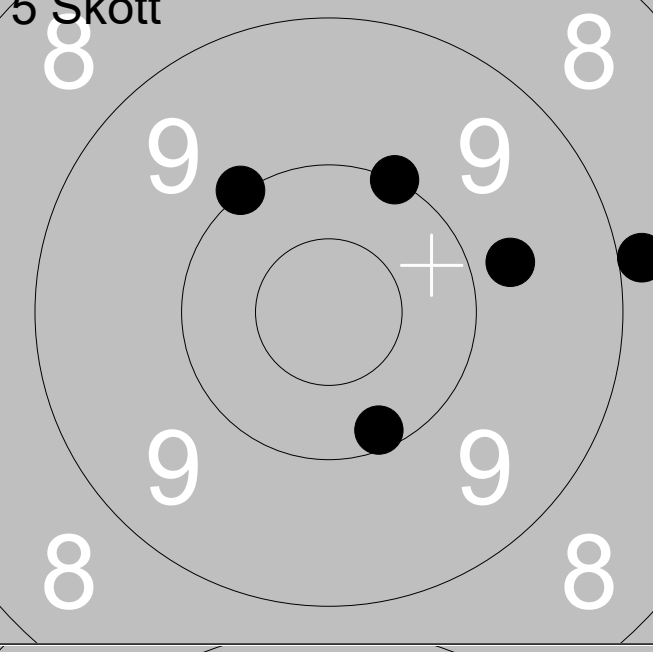
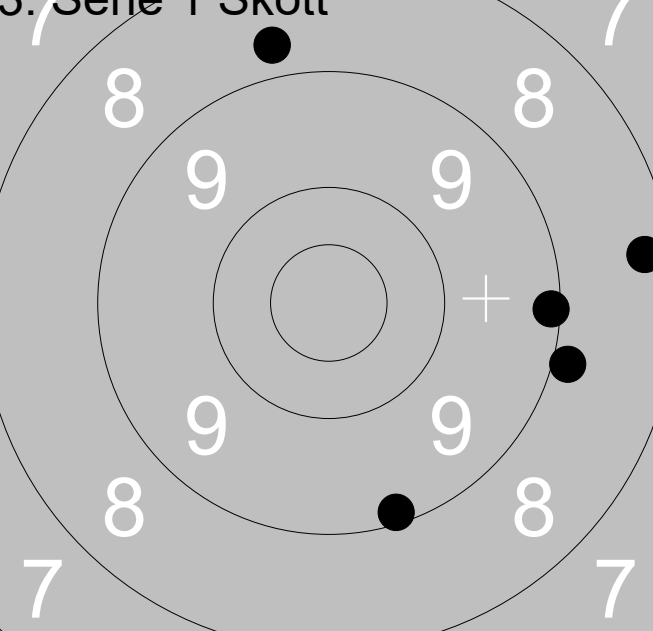
1:	10.5x	↗
2:	9.9	↘
3:	10.2	↘
Serie		29.0
Total		221.0



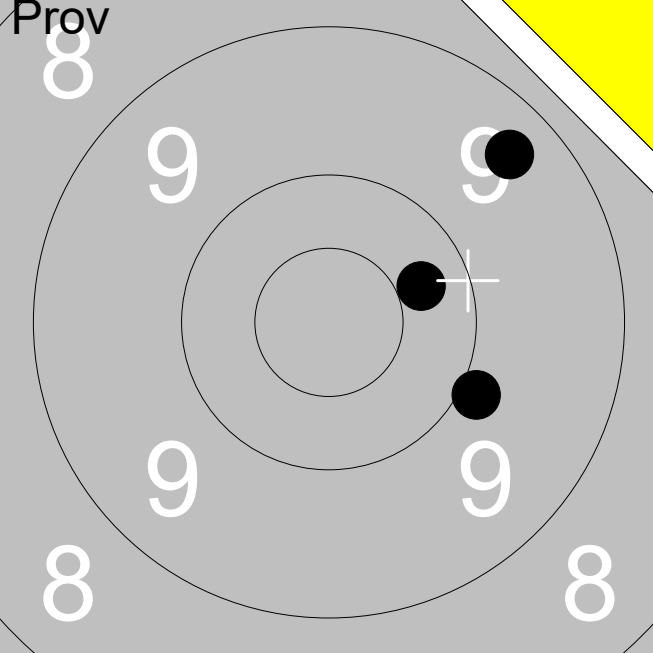
1:	9.5	↗
2:	10.1	→
3:	8.9	↑
4:	10.3	↘
5:	9.8	↗
Serie		46.0
Total		267.0

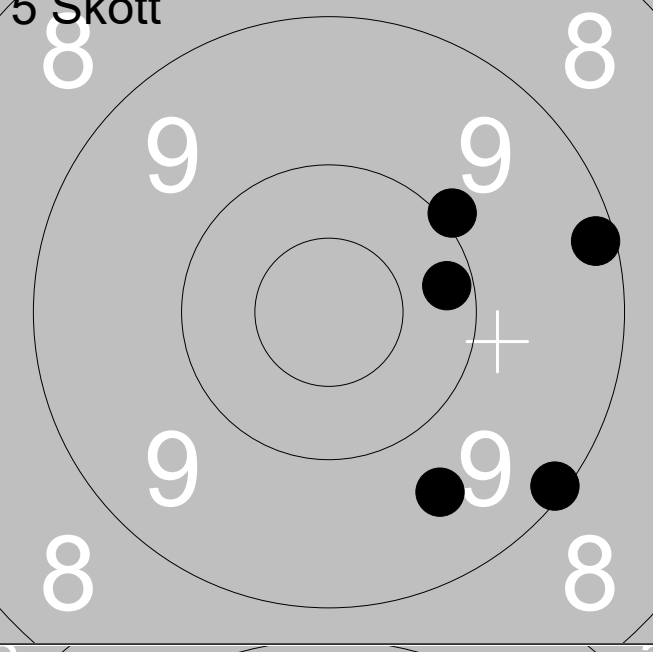


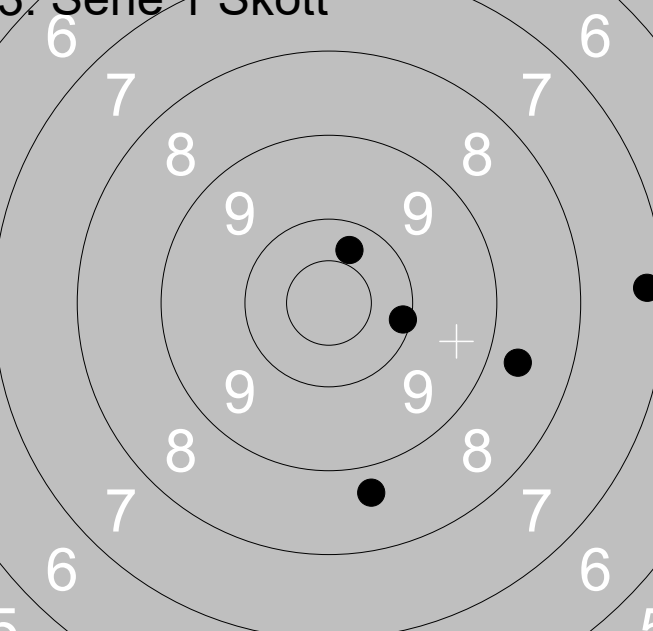
1:	9.8	↗
2:	10.5x	→
3:	9.2	↑
4:	10.1	↘
5:	10.0	↖
Serie		48.0
Total		315.0

07.07.2024	Tavelträffen A 2024	Ramselefors SKF															
<div style="display: flex; align-items: center;"> <div style="width: 40%; padding-right: 10px;"> <p>Prov</p>  </div> <div style="width: 60%;"> <table style="width:100%; border-collapse: collapse;"> <tr> <td style="width:10%;">1:</td> <td style="width:10%;">8.8</td> <td style="width:10%; text-align: center;">→</td> </tr> <tr> <td>2:</td> <td>7.1</td> <td style="text-align: center;">↘</td> </tr> <tr> <td>3:</td> <td>9.6</td> <td style="text-align: center;">↑</td> </tr> </table> </div> </div>		1:	8.8	→	2:	7.1	↘	3:	9.6	↑							
		1:	8.8	→													
		2:	7.1	↘													
		3:	9.6	↑													
Serie	24.0																
Total	234.0																
<div style="display: flex; align-items: center;"> <div style="width: 40%; padding-right: 10px;"> <p>5 Skott</p>  </div> <div style="width: 60%;"> <table style="width:100%; border-collapse: collapse;"> <tr> <td style="width:10%;">1:</td> <td style="width:10%;">10.0</td> <td style="width:10%; text-align: center;">↗</td> </tr> <tr> <td>2:</td> <td>10.1</td> <td style="text-align: center;">↘</td> </tr> <tr> <td>3:</td> <td>8.9</td> <td style="text-align: center;">→</td> </tr> <tr> <td>4:</td> <td>10.0</td> <td style="text-align: center;">↗</td> </tr> <tr> <td>5:</td> <td>9.7</td> <td style="text-align: center;">→</td> </tr> </table> </div> </div>		1:	10.0	↗	2:	10.1	↘	3:	8.9	→	4:	10.0	↗	5:	9.7	→	
		1:	10.0	↗													
		2:	10.1	↘													
		3:	8.9	→													
		4:	10.0	↗													
		5:	9.7	→													
Serie	47.0																
Total	281.0																
<div style="display: flex; align-items: center;"> <div style="width: 40%; padding-right: 10px;"> <p>3. Serie 1 Skott</p>  </div> <div style="width: 60%;"> <table style="width:100%; border-collapse: collapse;"> <tr> <td style="width:10%;">1:</td> <td style="width:10%;">8.7</td> <td style="width:10%; text-align: center;">↗</td> </tr> <tr> <td>2:</td> <td>9.1</td> <td style="text-align: center;">↘</td> </tr> <tr> <td>3:</td> <td>9.1</td> <td style="text-align: center;">→</td> </tr> <tr> <td>4:</td> <td>8.9</td> <td style="text-align: center;">→</td> </tr> <tr> <td>5:</td> <td>8.3</td> <td style="text-align: center;">→</td> </tr> </table> </div> </div>		1:	8.7	↗	2:	9.1	↘	3:	9.1	→	4:	8.9	→	5:	8.3	→	
		1:	8.7	↗													
		2:	9.1	↘													
		3:	9.1	→													
		4:	8.9	→													
		5:	8.3	→													
Serie	42.0																
Total	323.0																

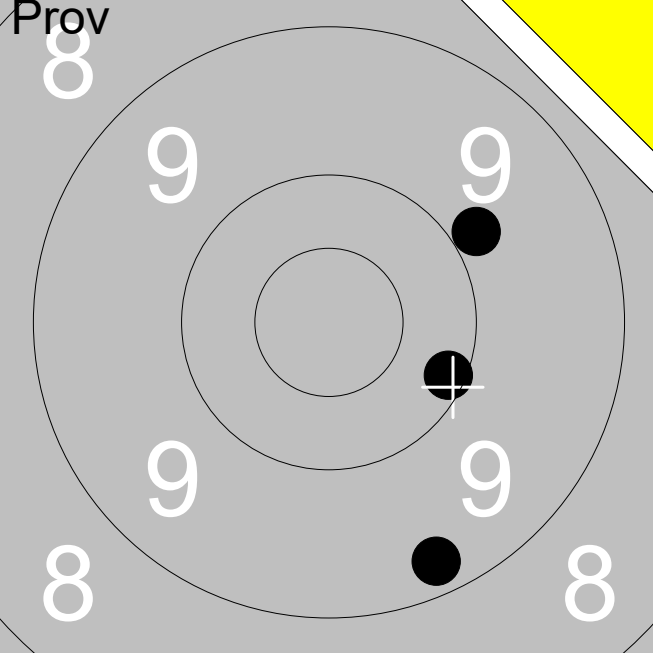
07.07.2024	Tavelträffen A 2024	Ramselefors SKF
------------	---------------------	-----------------

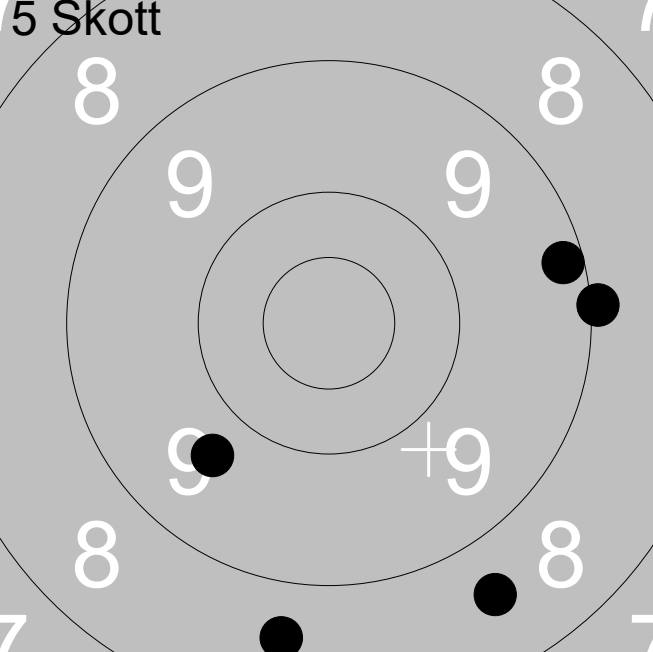
<div style="background-color: #cccccc; padding: 5px;"> Prov  </div>	<table style="width:100%; border-collapse: collapse;"> <tr> <td style="width:10%;">1:</td> <td style="width:30%;">10.3</td> <td style="width:10%; text-align: center;">→</td> </tr> <tr> <td>2:</td> <td>9.4</td> <td style="text-align: center;">↗</td> </tr> <tr> <td>3:</td> <td>9.9</td> <td style="text-align: center;">↘</td> </tr> </table>	1:	10.3	→	2:	9.4	↗	3:	9.9	↘
1:	10.3	→								
2:	9.4	↗								
3:	9.9	↘								
<table style="width:100%; border-collapse: collapse;"> <tr> <td style="width:80%;">Serie</td> <td style="text-align: right;">28.0</td> </tr> <tr> <td>Total</td> <td style="text-align: right;">229.0</td> </tr> </table>		Serie	28.0	Total	229.0					
Serie	28.0									
Total	229.0									

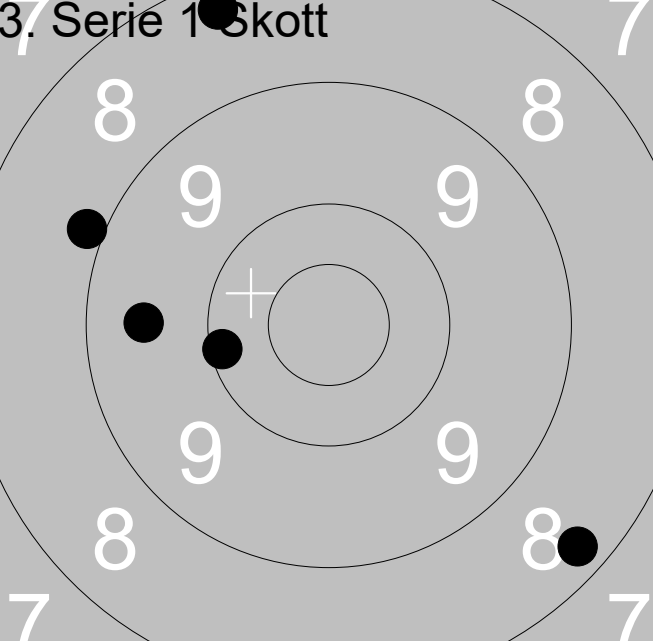
<div style="background-color: #cccccc; padding: 5px;"> 5 Skott  </div>	<table style="width:100%; border-collapse: collapse;"> <tr> <td style="width:10%;">1:</td> <td style="width:30%;">10.2</td> <td style="width:10%; text-align: center;">→</td> </tr> <tr> <td>2:</td> <td>10.0</td> <td style="text-align: center;">↗</td> </tr> <tr> <td>3:</td> <td>9.2</td> <td style="text-align: center;">→</td> </tr> <tr> <td>4:</td> <td>9.6</td> <td style="text-align: center;">↘</td> </tr> <tr> <td>5:</td> <td>9.1</td> <td style="text-align: center;">↘</td> </tr> </table>	1:	10.2	→	2:	10.0	↗	3:	9.2	→	4:	9.6	↘	5:	9.1	↘
1:	10.2	→														
2:	10.0	↗														
3:	9.2	→														
4:	9.6	↘														
5:	9.1	↘														
<table style="width:100%; border-collapse: collapse;"> <tr> <td style="width:80%;">Serie</td> <td style="text-align: right;">47.0</td> </tr> <tr> <td>Total</td> <td style="text-align: right;">276.0</td> </tr> </table>		Serie	47.0	Total	276.0											
Serie	47.0															
Total	276.0															

<div style="background-color: #cccccc; padding: 5px;"> 3. Serie 1 Skott  </div>	<table style="width:100%; border-collapse: collapse;"> <tr> <td style="width:10%;">1:</td> <td style="width:30%;">10.3</td> <td style="width:10%; text-align: center;">↗</td> </tr> <tr> <td>2:</td> <td>7.2</td> <td style="text-align: center;">→</td> </tr> <tr> <td>3:</td> <td>8.7</td> <td style="text-align: center;">↘</td> </tr> <tr> <td>4:</td> <td>8.7</td> <td style="text-align: center;">→</td> </tr> <tr> <td>5:</td> <td>10.1</td> <td style="text-align: center;">→</td> </tr> </table>	1:	10.3	↗	2:	7.2	→	3:	8.7	↘	4:	8.7	→	5:	10.1	→
1:	10.3	↗														
2:	7.2	→														
3:	8.7	↘														
4:	8.7	→														
5:	10.1	→														
<table style="width:100%; border-collapse: collapse;"> <tr> <td style="width:80%;">Serie</td> <td style="text-align: right;">43.0</td> </tr> <tr> <td>Total</td> <td style="text-align: right;">319.0</td> </tr> </table>		Serie	43.0	Total	319.0											
Serie	43.0															
Total	319.0															

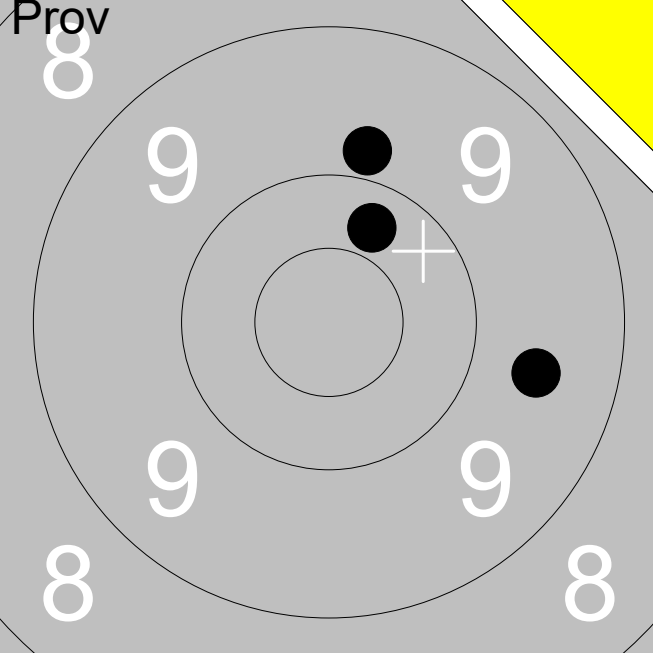
07.07.2024	Tavelträffen A 2024	Ramselefors SKF
------------	---------------------	-----------------

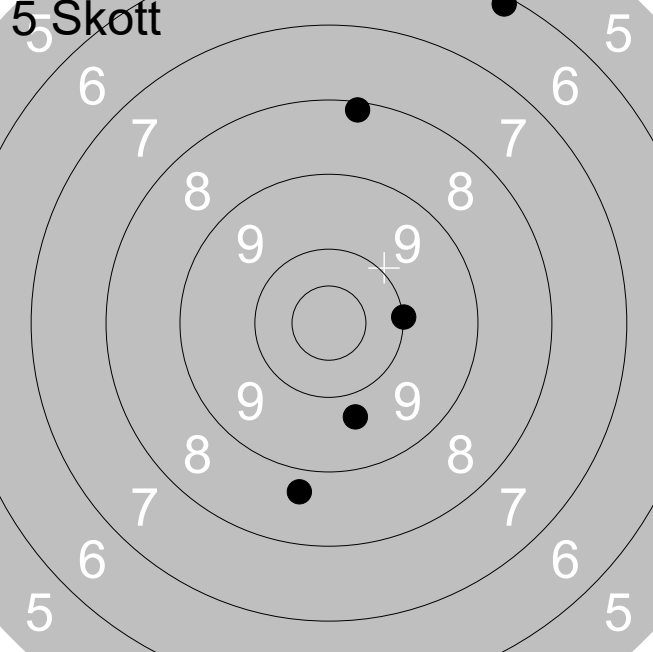
<div style="border: 1px solid black; padding: 5px;"> <p>Prov</p>  </div>	<table style="width:100%; border-collapse: collapse;"> <tr> <td style="width:10%;">1:</td> <td style="width:30%;">9.3</td> <td style="width:10%; text-align: center;">↓</td> </tr> <tr> <td>2:</td> <td>10.1</td> <td style="text-align: center;">→</td> </tr> <tr> <td>3:</td> <td>9.9</td> <td style="text-align: center;">↗</td> </tr> </table>	1:	9.3	↓	2:	10.1	→	3:	9.9	↗
1:	9.3	↓								
2:	10.1	→								
3:	9.9	↗								
Serie		28.0								
Total		222.0								

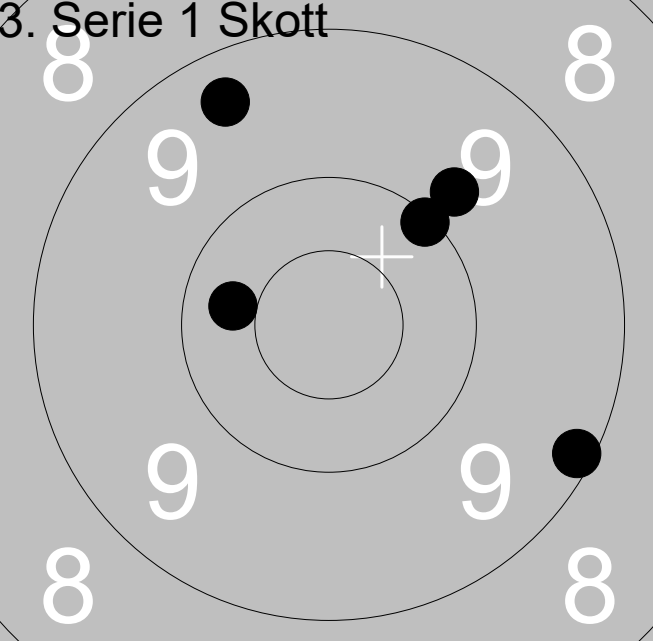
<div style="border: 1px solid black; padding: 5px;"> <p>5 Skott</p>  </div>	<table style="width:100%; border-collapse: collapse;"> <tr> <td style="width:10%;">1:</td> <td style="width:30%;">8.6</td> <td style="width:10%; text-align: center;">↓</td> </tr> <tr> <td>2:</td> <td>9.7</td> <td style="text-align: center;">↙</td> </tr> <tr> <td>3:</td> <td>8.6</td> <td style="text-align: center;">↓</td> </tr> <tr> <td>4:</td> <td>9.0</td> <td style="text-align: center;">→</td> </tr> <tr> <td>5:</td> <td>9.2</td> <td style="text-align: center;">↗</td> </tr> </table>	1:	8.6	↓	2:	9.7	↙	3:	8.6	↓	4:	9.0	→	5:	9.2	↗
1:	8.6	↓														
2:	9.7	↙														
3:	8.6	↓														
4:	9.0	→														
5:	9.2	↗														
Serie		43.0														
Total		265.0														

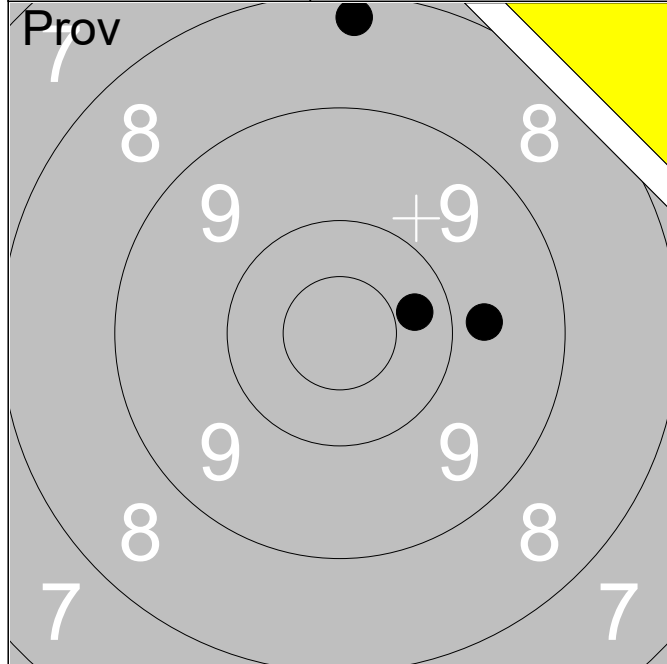
<div style="border: 1px solid black; padding: 5px;"> <p>3. Serie 1 Skott</p>  </div>	<table style="width:100%; border-collapse: collapse;"> <tr> <td style="width:10%;">1:</td> <td style="width:30%;">8.3</td> <td style="width:10%; text-align: center;">↓</td> </tr> <tr> <td>2:</td> <td>8.9</td> <td style="text-align: center;">↖</td> </tr> <tr> <td>3:</td> <td>8.3</td> <td style="text-align: center;">↗</td> </tr> <tr> <td>4:</td> <td>10.1</td> <td style="text-align: center;">←</td> </tr> <tr> <td>5:</td> <td>9.5</td> <td style="text-align: center;">←</td> </tr> </table>	1:	8.3	↓	2:	8.9	↖	3:	8.3	↗	4:	10.1	←	5:	9.5	←
1:	8.3	↓														
2:	8.9	↖														
3:	8.3	↗														
4:	10.1	←														
5:	9.5	←														
Serie		43.0														
Total		308.0														

07.07.2024	Tavelträffen A 2024	Ramselefors SKF
------------	---------------------	-----------------

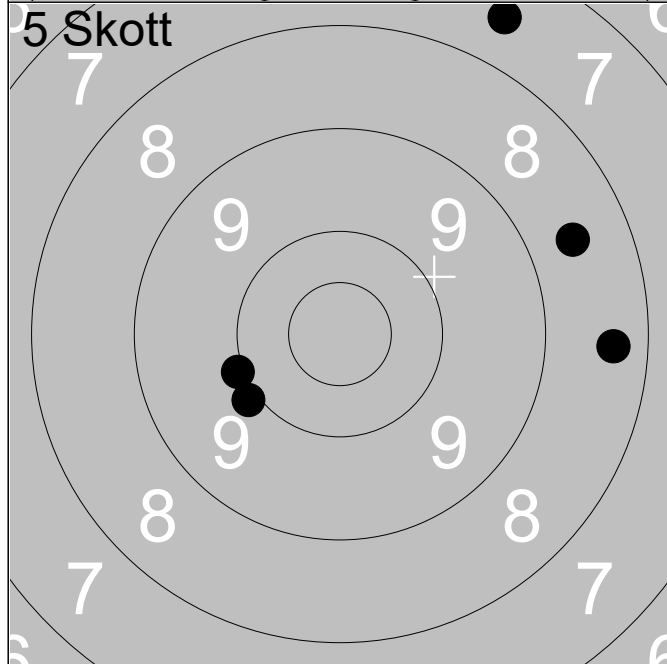
<p>Prov</p> 	<table style="width:100%; border-collapse: collapse;"> <tr><td style="width:10%;">1:</td><td style="width:30%;">9.8</td><td style="width:10%; text-align: center;">↑</td></tr> <tr><td>2:</td><td>10.3</td><td style="text-align: center;">↑</td></tr> <tr><td>3:</td><td>9.6</td><td style="text-align: center;">→</td></tr> </table>	1:	9.8	↑	2:	10.3	↑	3:	9.6	→
1:	9.8	↑								
2:	10.3	↑								
3:	9.6	→								
<table style="width:100%; border-collapse: collapse;"> <tr> <td style="width:10%;">Serie</td> <td style="width:80%;"></td> <td style="width:10%; text-align: right;">28.0</td> </tr> <tr> <td>Total</td> <td></td> <td style="text-align: right;">218.0</td> </tr> </table>		Serie		28.0	Total		218.0			
Serie		28.0								
Total		218.0								

<p>5 Skott</p> 	<table style="width:100%; border-collapse: collapse;"> <tr><td style="width:10%;">1:</td><td style="width:30%;">9.7</td><td style="width:10%; text-align: center;">↓</td></tr> <tr><td>2:</td><td>8.7</td><td style="text-align: center;">↓</td></tr> <tr><td>3:</td><td>10.0</td><td style="text-align: center;">→</td></tr> <tr><td>4:</td><td>6.1</td><td style="text-align: center;">↑</td></tr> <tr><td>5:</td><td>8.1</td><td style="text-align: center;">↑</td></tr> </table>	1:	9.7	↓	2:	8.7	↓	3:	10.0	→	4:	6.1	↑	5:	8.1	↑
1:	9.7	↓														
2:	8.7	↓														
3:	10.0	→														
4:	6.1	↑														
5:	8.1	↑														
<table style="width:100%; border-collapse: collapse;"> <tr> <td style="width:10%;">Serie</td> <td style="width:80%;"></td> <td style="width:10%; text-align: right;">41.0</td> </tr> <tr> <td>Total</td> <td></td> <td style="text-align: right;">259.0</td> </tr> </table>		Serie		41.0	Total		259.0									
Serie		41.0														
Total		259.0														

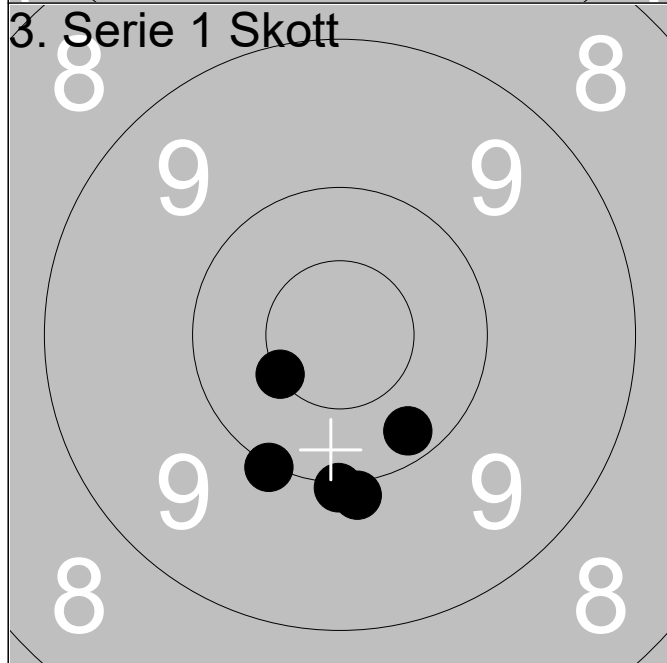
<p>3. Serie 1 Skott</p> 	<table style="width:100%; border-collapse: collapse;"> <tr><td style="width:10%;">1:</td><td style="width:30%;">9.1</td><td style="width:10%; text-align: center;">→</td></tr> <tr><td>2:</td><td>10.3</td><td style="text-align: center;">←</td></tr> <tr><td>3:</td><td>9.4</td><td style="text-align: center;">↑</td></tr> <tr><td>4:</td><td>10.1</td><td style="text-align: center;">↗</td></tr> <tr><td>5:</td><td>9.8</td><td style="text-align: center;">↗</td></tr> </table>	1:	9.1	→	2:	10.3	←	3:	9.4	↑	4:	10.1	↗	5:	9.8	↗
1:	9.1	→														
2:	10.3	←														
3:	9.4	↑														
4:	10.1	↗														
5:	9.8	↗														
<table style="width:100%; border-collapse: collapse;"> <tr> <td style="width:10%;">Serie</td> <td style="width:80%;"></td> <td style="width:10%; text-align: right;">47.0</td> </tr> <tr> <td>Total</td> <td></td> <td style="text-align: right;">306.0</td> </tr> </table>		Serie		47.0	Total		306.0									
Serie		47.0														
Total		306.0														



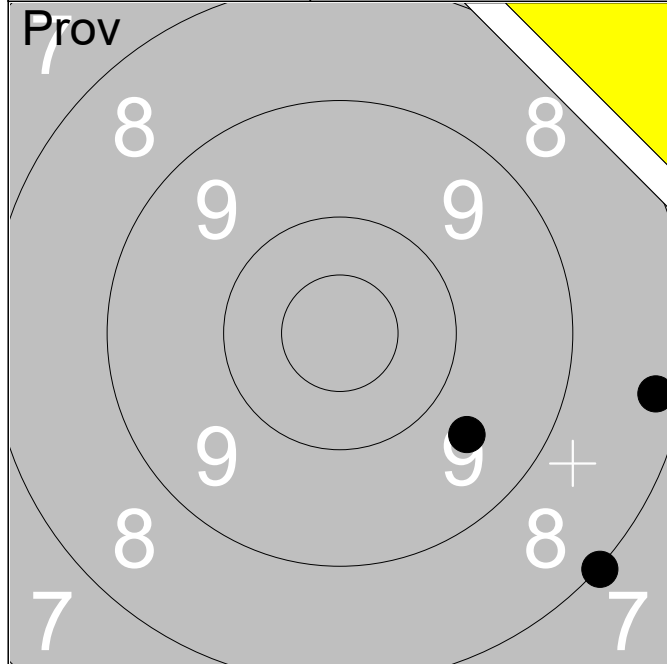
	1:	8.2		↑
	2:	9.7		→
	3:	10.3		→
Serie				27.0
Total				142.0



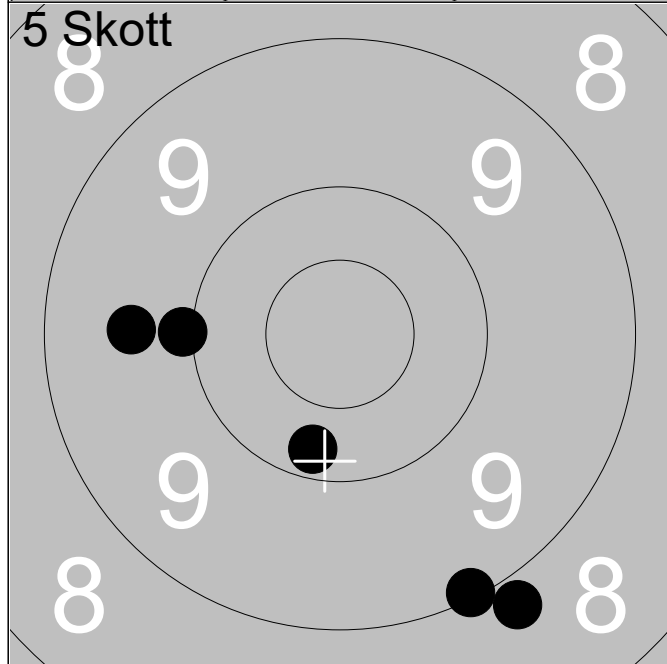
	1:	8.4		→
	2:	7.6		↑
	3:	8.6		→
	4:	9.9		←
	5:	10.0		←
Serie				42.0
Total				184.0



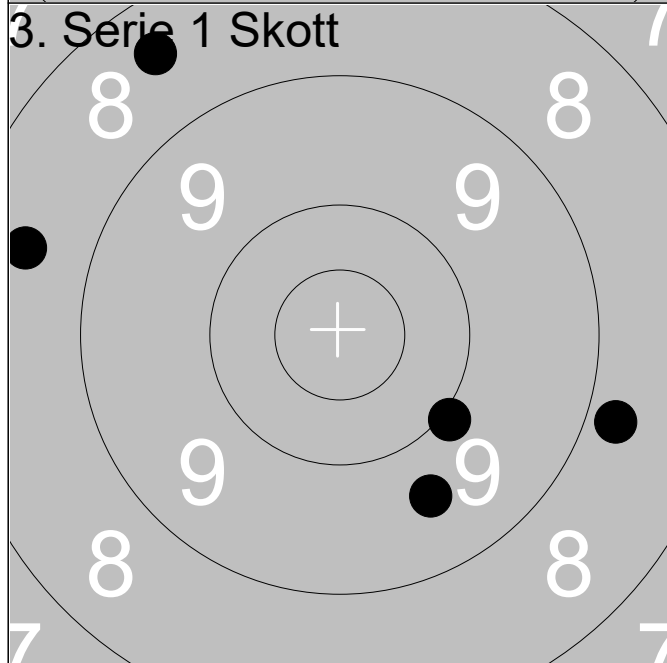
	1:	10.0		↓
	2:	9.9		↓
	3:	10.2		↓
	4:	10.0		↓
	5:	10.5x		↓
Serie				49.0
Total				233.0



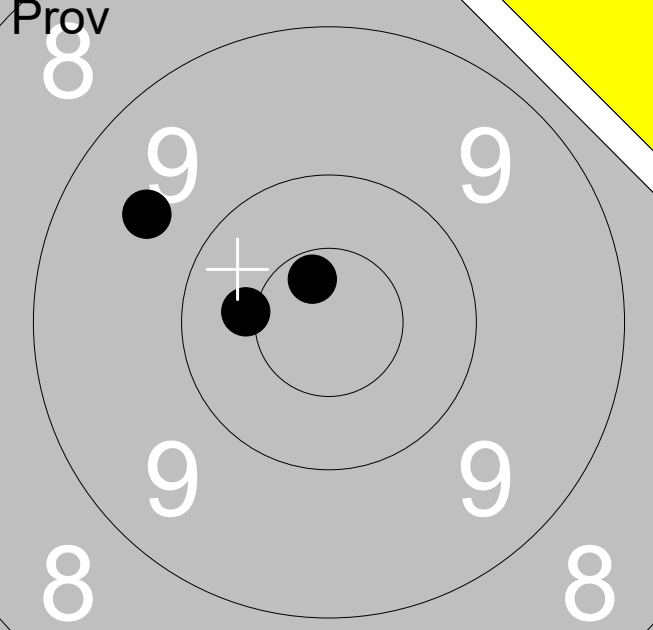
	1:	8.3	→
	2:	8.0	↘
	3:	9.6	↘
<hr/>			
Serie			25.0
Total			217.0

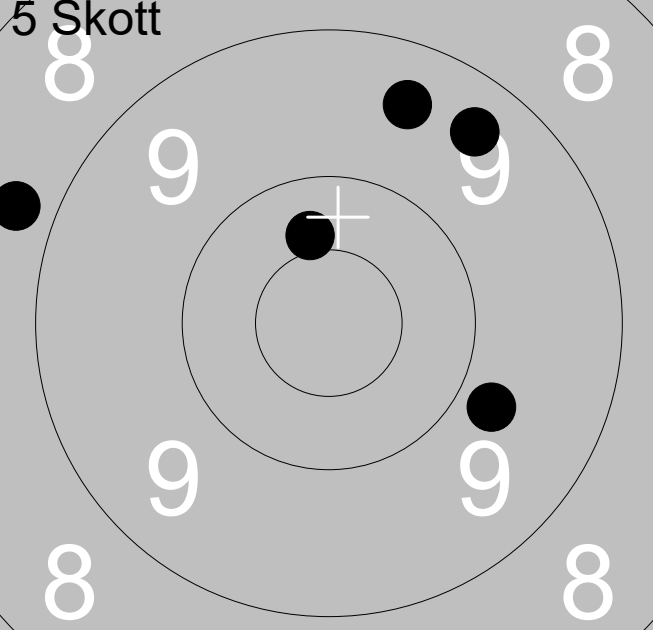


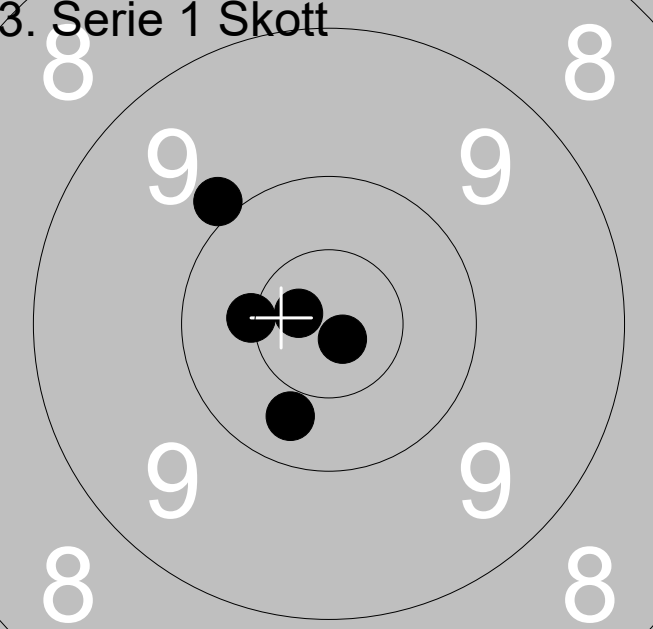
	1:	10.0	←
	2:	9.6	←
	3:	8.8	↘
	4:	10.2	↘
	5:	9.1	↘
<hr/>			
Serie			46.0
Total			263.0

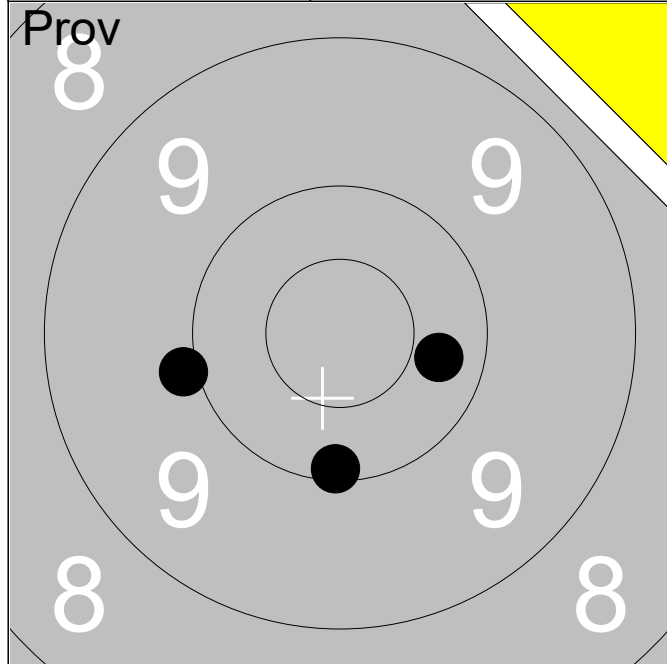


	1:	8.5	←
	2:	8.8	→
	3:	9.6	↘
	4:	10.0	↘
	5:	8.4	↗
<hr/>			
Serie			43.0
Total			306.0

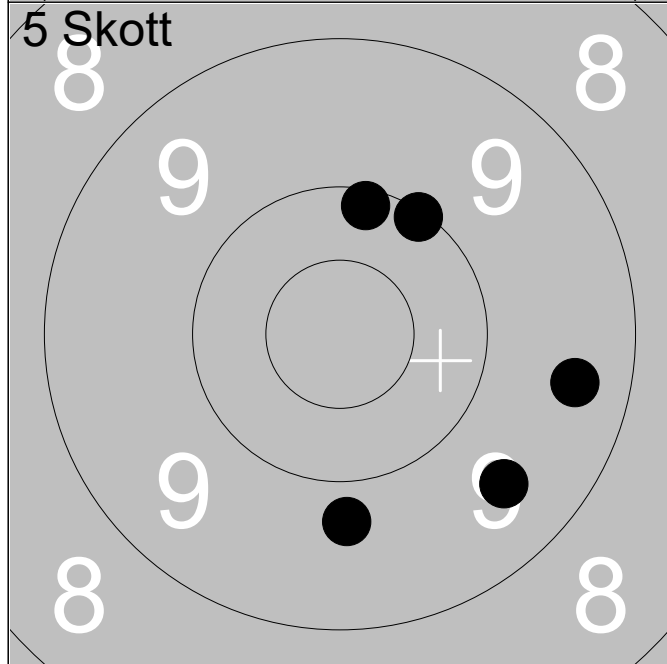
<p style="font-size: 24pt; font-weight: bold;">Prov</p> 	<table style="width:100%; border-collapse: collapse;"> <tr> <td style="width:10%; text-align: right;">1:</td> <td style="width:40%;">10.4x</td> <td style="width:10%; text-align: center;">←</td> </tr> <tr> <td style="text-align: right;">2:</td> <td>10.7x</td> <td style="text-align: center;">↑</td> </tr> <tr> <td style="text-align: right;">3:</td> <td>9.6</td> <td style="text-align: center;">↑</td> </tr> </table>	1:	10.4x	←	2:	10.7x	↑	3:	9.6	↑
1:	10.4x	←								
2:	10.7x	↑								
3:	9.6	↑								
Serie		29.0								
Total		243.0								

<p style="font-size: 24pt; font-weight: bold;">5 Skott</p> 	<table style="width:100%; border-collapse: collapse;"> <tr> <td style="width:10%; text-align: right;">1:</td> <td style="width:40%;">10.4</td> <td style="width:10%; text-align: center;">↑</td> </tr> <tr> <td style="text-align: right;">2:</td> <td>9.4</td> <td style="text-align: center;">↗</td> </tr> <tr> <td style="text-align: right;">3:</td> <td>9.4</td> <td style="text-align: center;">↑</td> </tr> <tr> <td style="text-align: right;">4:</td> <td>9.8</td> <td style="text-align: center;">↘</td> </tr> <tr> <td style="text-align: right;">5:</td> <td>8.7</td> <td style="text-align: center;">↑</td> </tr> </table>	1:	10.4	↑	2:	9.4	↗	3:	9.4	↑	4:	9.8	↘	5:	8.7	↑
1:	10.4	↑														
2:	9.4	↗														
3:	9.4	↑														
4:	9.8	↘														
5:	8.7	↑														
Serie		45.0														
Total		288.0														

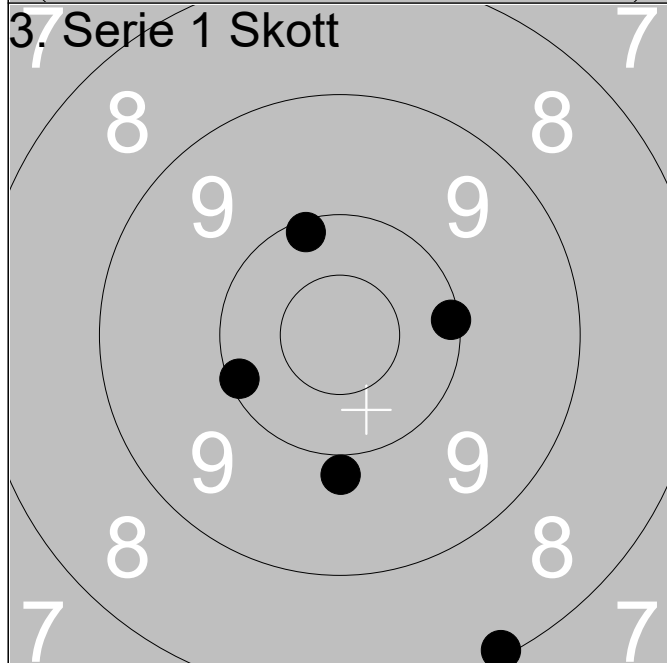
<p style="font-size: 24pt; font-weight: bold;">3. Serie 1 Skott</p> 	<table style="width:100%; border-collapse: collapse;"> <tr> <td style="width:10%; text-align: right;">1:</td> <td style="width:40%;">10.3</td> <td style="width:10%; text-align: center;">↘</td> </tr> <tr> <td style="text-align: right;">2:</td> <td>10.5x</td> <td style="text-align: center;">←</td> </tr> <tr> <td style="text-align: right;">3:</td> <td>9.9</td> <td style="text-align: center;">↗</td> </tr> <tr> <td style="text-align: right;">4:</td> <td>10.8x</td> <td style="text-align: center;">↑</td> </tr> <tr> <td style="text-align: right;">5:</td> <td>10.8x</td> <td style="text-align: center;">↘</td> </tr> </table>	1:	10.3	↘	2:	10.5x	←	3:	9.9	↗	4:	10.8x	↑	5:	10.8x	↘
1:	10.3	↘														
2:	10.5x	←														
3:	9.9	↗														
4:	10.8x	↑														
5:	10.8x	↘														
Serie		49.0														
Total		337.0														



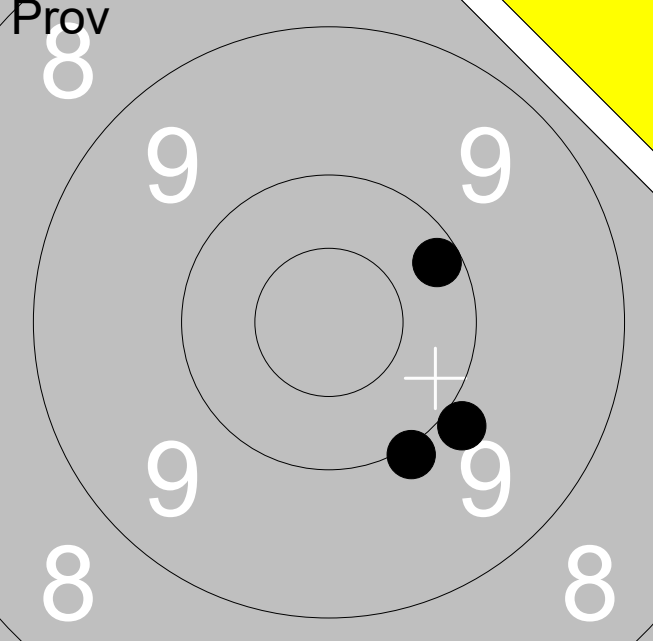
	1:	10.3	→
	2:	10.1	↓
	3:	9.9	←
Serie			29.0
Total			241.0

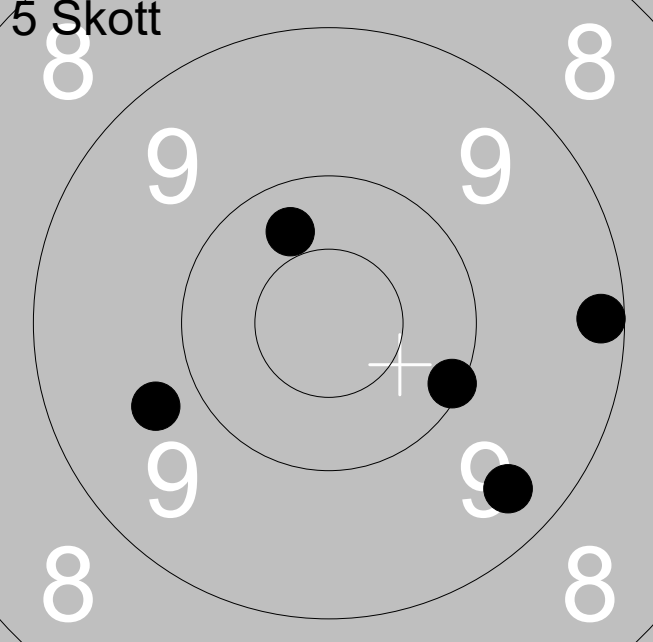


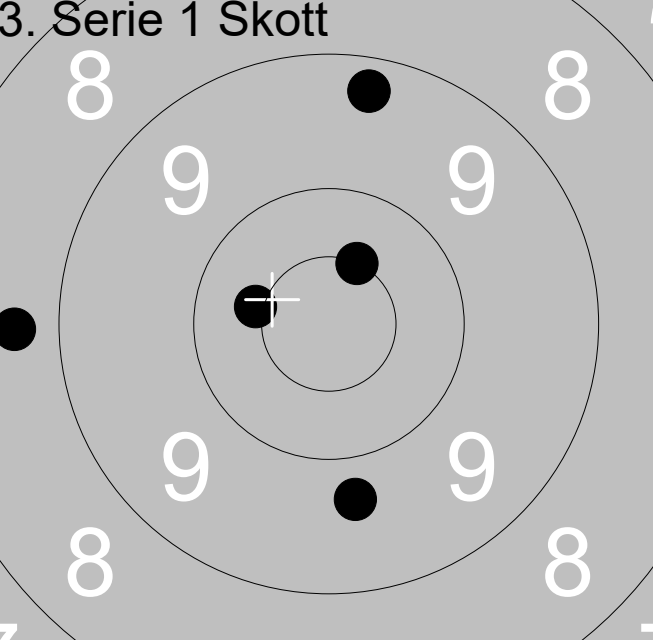
	1:	9.4	→
	2:	9.8	↓
	3:	9.5	↘
	4:	10.1	↑
	5:	10.1	↗
Serie			47.0
Total			288.0

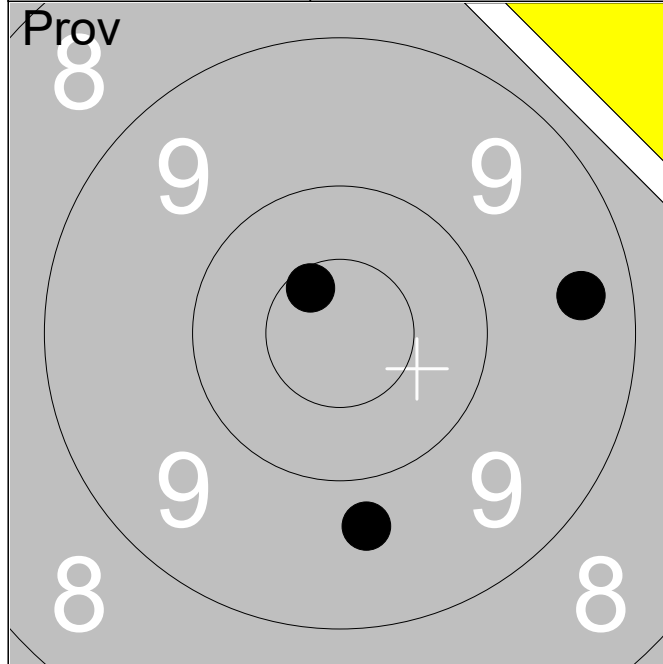


	1:	10.1	←
	2:	9.9	↓
	3:	8.1	↘
	4:	10.1	↑
	5:	10.1	→
Serie			47.0
Total			335.0

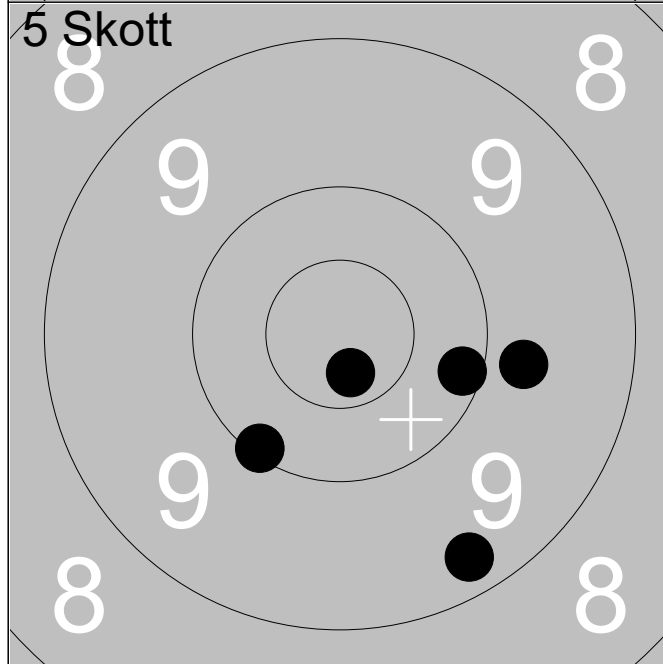
<p>Prov</p> 	<table style="width:100%; border-collapse: collapse;"> <tr> <td style="width:10%; text-align: right;">1:</td> <td style="width:10%;">10.0</td> <td style="width:10%; text-align: right;">↘</td> </tr> <tr> <td style="text-align: right;">2:</td> <td>10.2</td> <td style="text-align: right;">↗</td> </tr> <tr> <td style="text-align: right;">3:</td> <td>9.9</td> <td style="text-align: right;">↘</td> </tr> </table>	1:	10.0	↘	2:	10.2	↗	3:	9.9	↘
1:	10.0	↘								
2:	10.2	↗								
3:	9.9	↘								
<table style="width:100%; border-collapse: collapse;"> <tr> <td style="width:80%;">Serie</td> <td style="text-align: right;">29.0</td> </tr> <tr> <td>Total</td> <td style="text-align: right;">241.0</td> </tr> </table>		Serie	29.0	Total	241.0					
Serie	29.0									
Total	241.0									

<p>5 Skott</p> 	<table style="width:100%; border-collapse: collapse;"> <tr> <td style="width:10%; text-align: right;">1:</td> <td style="width:10%;">9.4</td> <td style="width:10%; text-align: right;">↘</td> </tr> <tr> <td style="text-align: right;">2:</td> <td>9.2</td> <td style="text-align: right;">→</td> </tr> <tr> <td style="text-align: right;">3:</td> <td>10.1</td> <td style="text-align: right;">↘</td> </tr> <tr> <td style="text-align: right;">4:</td> <td>10.3</td> <td style="text-align: right;">↑</td> </tr> <tr> <td style="text-align: right;">5:</td> <td>9.7</td> <td style="text-align: right;">↙</td> </tr> </table>	1:	9.4	↘	2:	9.2	→	3:	10.1	↘	4:	10.3	↑	5:	9.7	↙
1:	9.4	↘														
2:	9.2	→														
3:	10.1	↘														
4:	10.3	↑														
5:	9.7	↙														
<table style="width:100%; border-collapse: collapse;"> <tr> <td style="width:80%;">Serie</td> <td style="text-align: right;">47.0</td> </tr> <tr> <td>Total</td> <td style="text-align: right;">288.0</td> </tr> </table>		Serie	47.0	Total	288.0											
Serie	47.0															
Total	288.0															

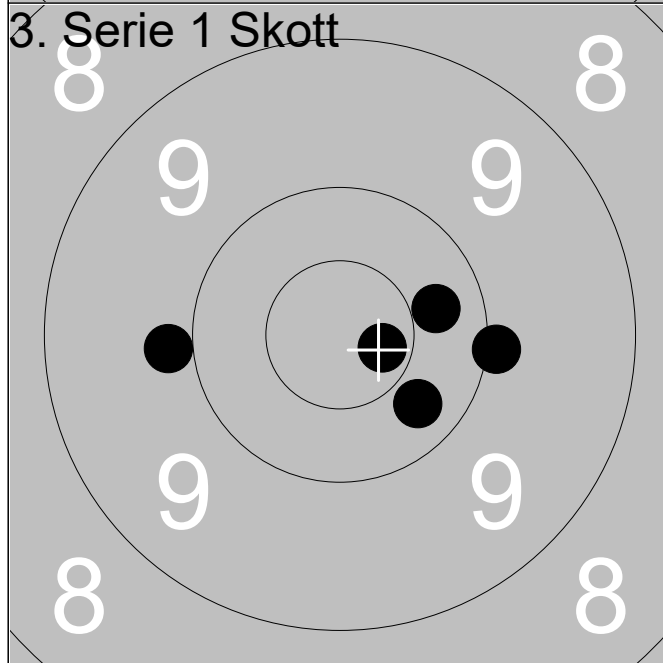
<p>3. Serie 1 Skott</p> 	<table style="width:100%; border-collapse: collapse;"> <tr> <td style="width:10%; text-align: right;">1:</td> <td style="width:10%;">8.7</td> <td style="width:10%; text-align: right;">←</td> </tr> <tr> <td style="text-align: right;">2:</td> <td>10.4x</td> <td style="text-align: right;">←</td> </tr> <tr> <td style="text-align: right;">3:</td> <td>9.7</td> <td style="text-align: right;">↓</td> </tr> <tr> <td style="text-align: right;">4:</td> <td>9.3</td> <td style="text-align: right;">↑</td> </tr> <tr> <td style="text-align: right;">5:</td> <td>10.5x</td> <td style="text-align: right;">↑</td> </tr> </table>	1:	8.7	←	2:	10.4x	←	3:	9.7	↓	4:	9.3	↑	5:	10.5x	↑
1:	8.7	←														
2:	10.4x	←														
3:	9.7	↓														
4:	9.3	↑														
5:	10.5x	↑														
<table style="width:100%; border-collapse: collapse;"> <tr> <td style="width:80%;">Serie</td> <td style="text-align: right;">46.0</td> </tr> <tr> <td>Total</td> <td style="text-align: right;">334.0</td> </tr> </table>		Serie	46.0	Total	334.0											
Serie	46.0															
Total	334.0															



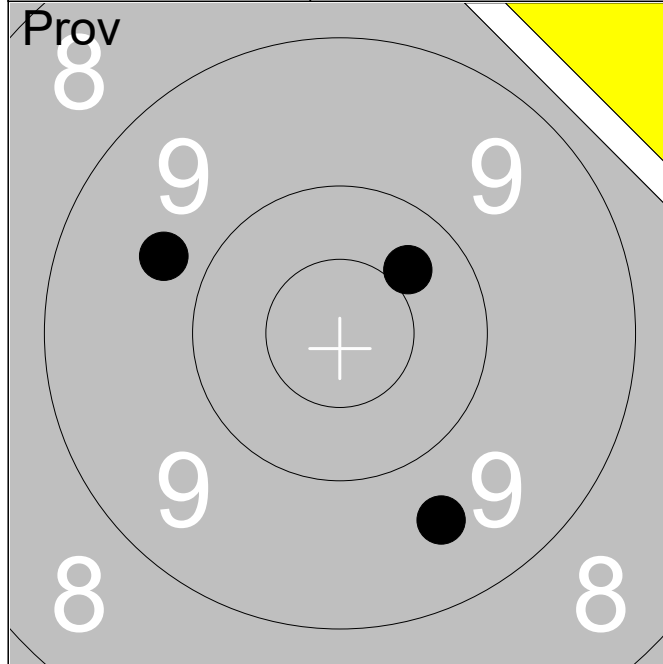
	1:	10.6x	↖
	2:	9.4	→
	3:	9.7	↘
Serie			28.0
Total			241.0



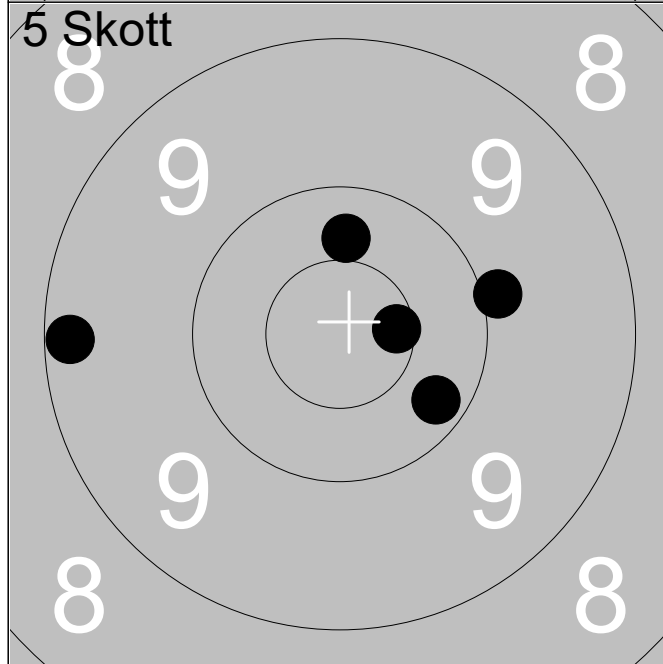
	1:	9.8	→
	2:	10.1	↘
	3:	10.7x	↘
	4:	10.2	→
	5:	9.3	↘
Serie			48.0
Total			289.0



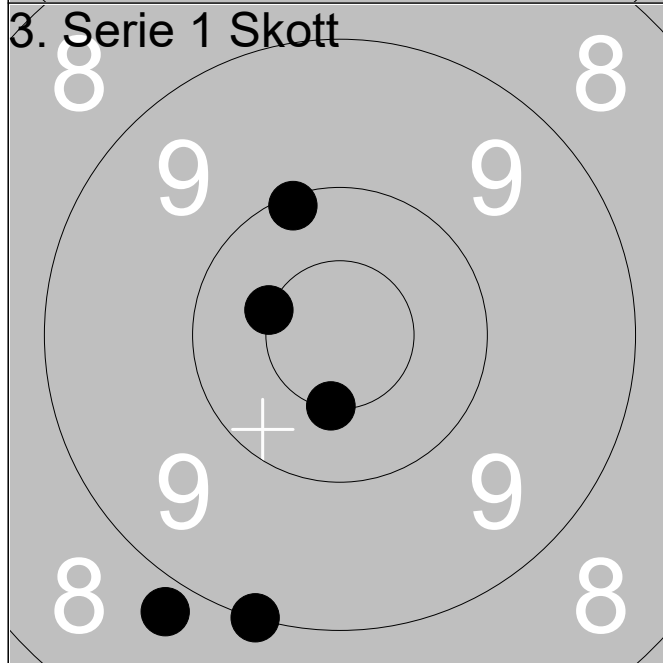
	1:	9.9	←
	2:	10.7x	→
	3:	10.0	→
	4:	10.3	↘
	5:	10.3	→
Serie			49.0
Total			338.0



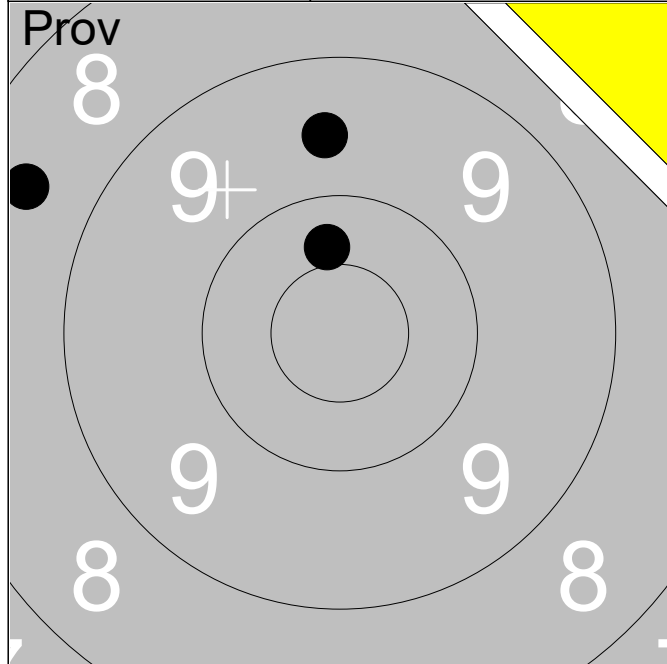
	1:	9.6			↘
	2:	10.4			↗
	3:	9.7			↖
Serie					28.0
Total					240.0



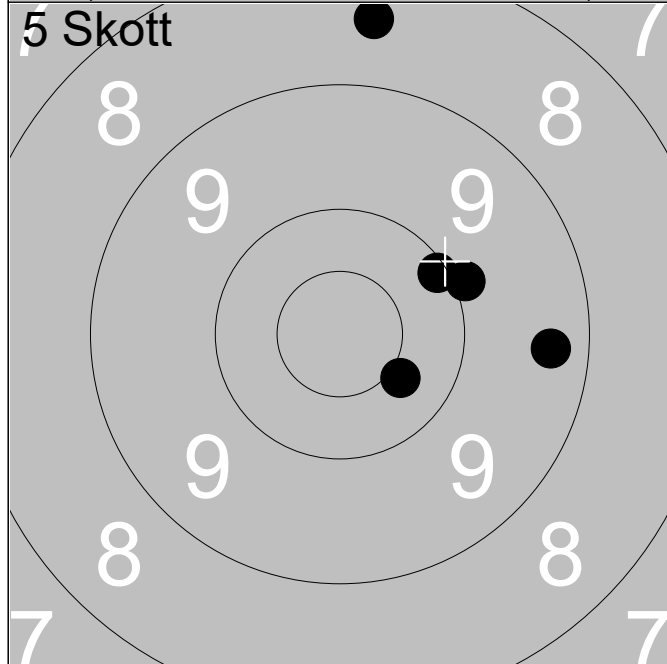
	1:	9.9			→
	2:	10.2			↘
	3:	10.3			↑
	4:	10.6x			→
	5:	9.2			←
Serie					48.0
Total					288.0



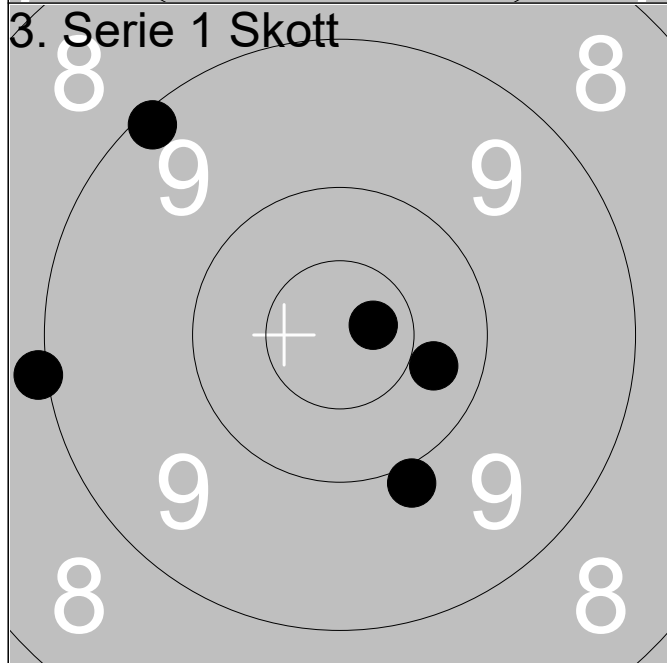
	1:	8.8			↘
	2:	10.5x			↘
	3:	10.1			↗
	4:	9.0			↘
	5:	10.5x			↖
Serie					47.0
Total					335.0



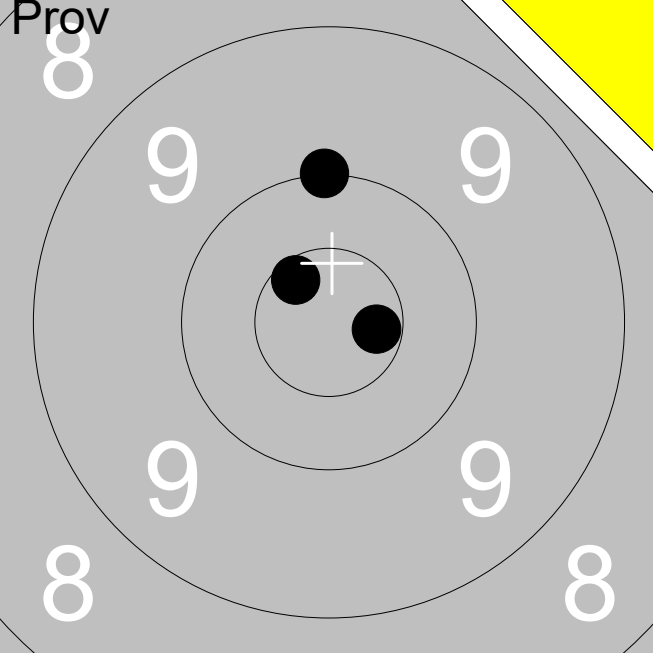
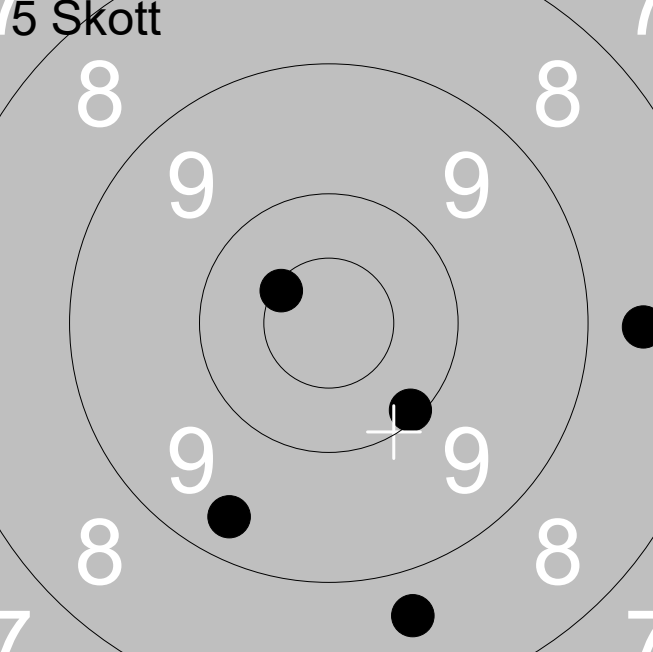
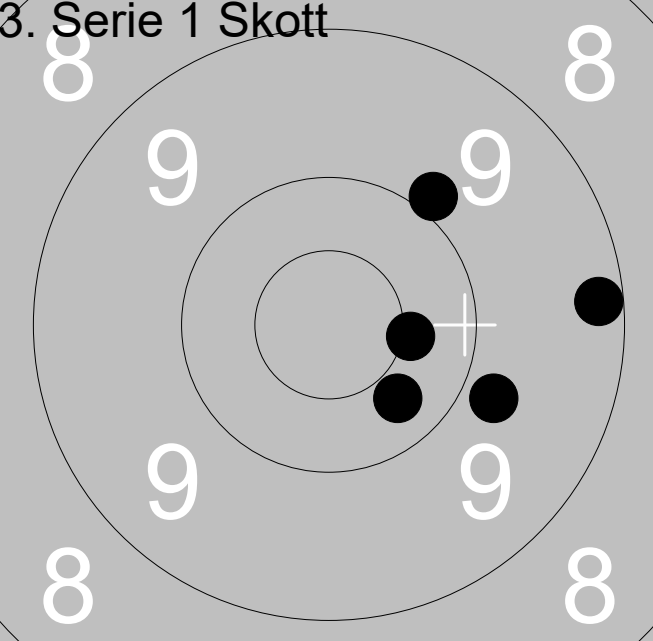
1:	8.5	↖
2:	9.6	↑
3:	10.4	↑
Serie		27.0
Total		237.0

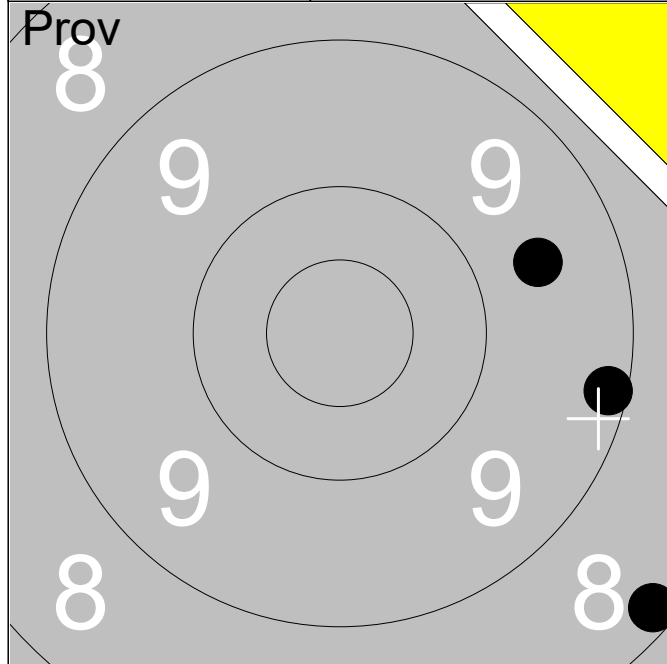


1:	8.5	↑
2:	9.3	→
3:	10.1	↗
4:	10.4	↘
5:	9.9	↗
Serie		46.0
Total		283.0

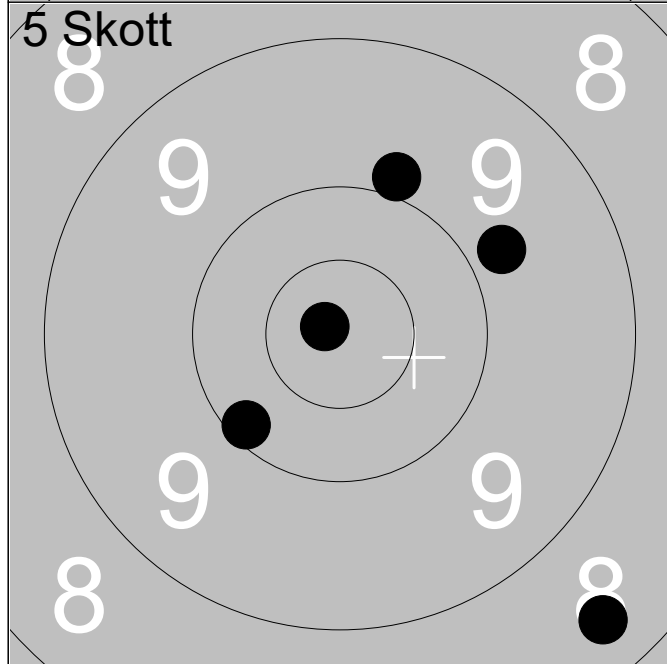


1:	10.3	→
2:	9.9	↘
3:	9.1	↗
4:	9.0	←
5:	10.7x	→
Serie		47.0
Total		330.0

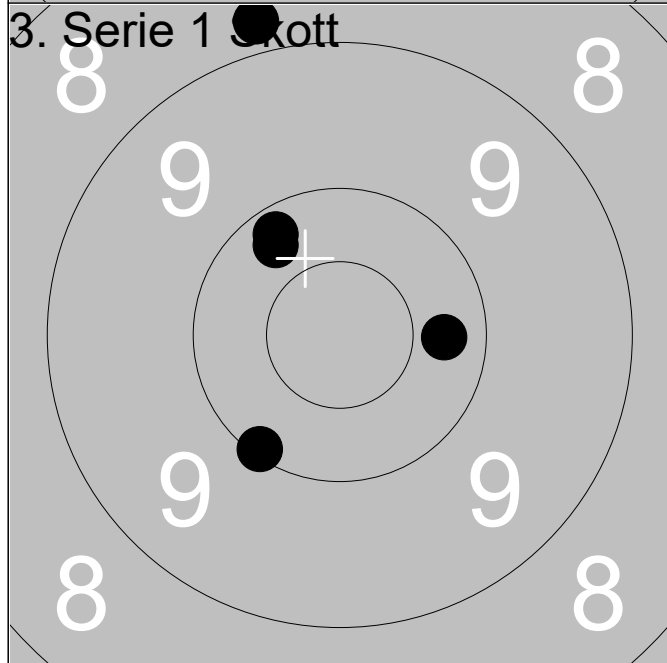
07.07.2024	Tavelträffen A 2024	Ramselefors SKF	
<div style="font-size: 1.5em; font-weight: bold;">Prov</div> 		1: 10.6x ↗	
		2: 10.0 ↑	
		3: 10.6x →	
		Serie 30.0	
Total 237.0			
<div style="font-size: 1.5em; font-weight: bold;">5 Skott</div> 		1: 9.3 ↘	
		2: 8.6 →	
		3: 8.7 ↘	
		4: 10.1 ↘	
		5: 10.5x ↗	
		Serie 45.0	
Total 282.0			
<div style="font-size: 1.5em; font-weight: bold;">3. Serie 1 Skott</div> 		1: 10.3 ↘	
		2: 10.4x →	
		3: 9.9 ↗	
		4: 9.2 →	
		5: 9.8 →	
		Serie 47.0	
Total 329.0			



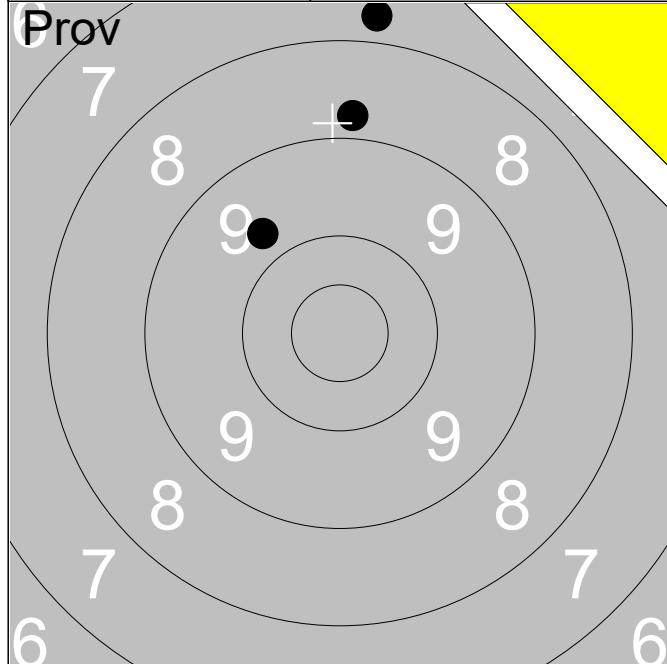
1:	9.6	→
2:	9.2	→
3:	8.2	↘
Serie		26.0
Total		229.0



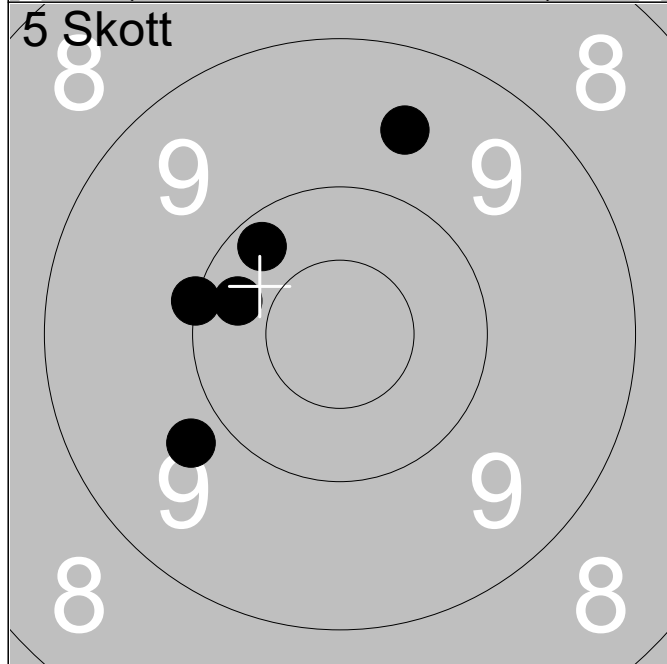
1:	8.4	↘
2:	10.8x	↖
3:	9.8	→
4:	9.9	↑
5:	10.1	↙
Serie		46.0
Total		275.0



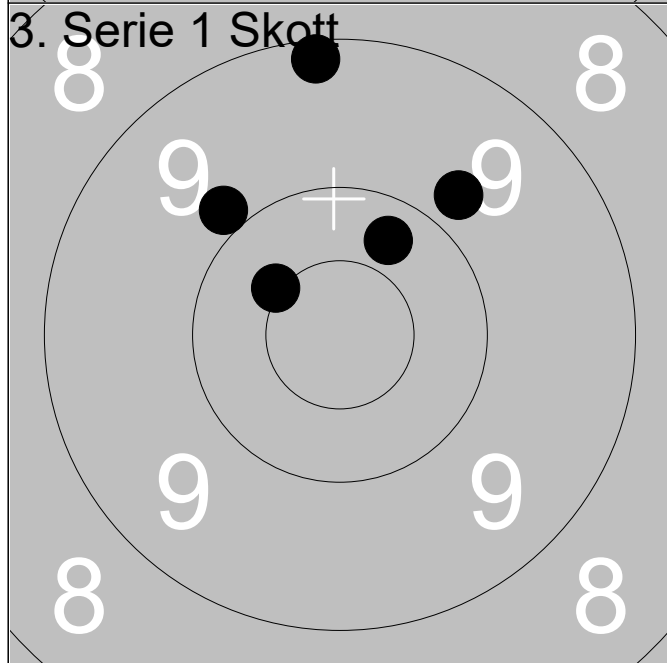
1:	10.2	↖
2:	10.1	↙
3:	10.3	↖
4:	8.8	↑
5:	10.3	→
Serie		48.0
Total		323.0



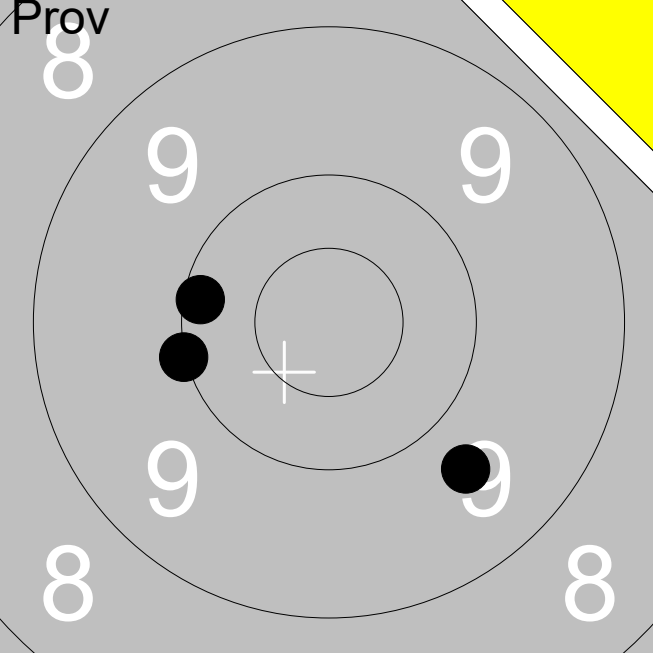
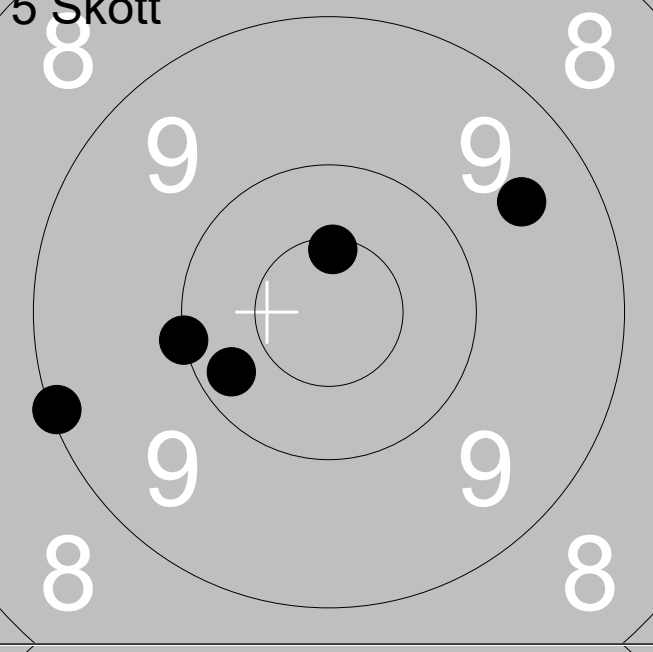
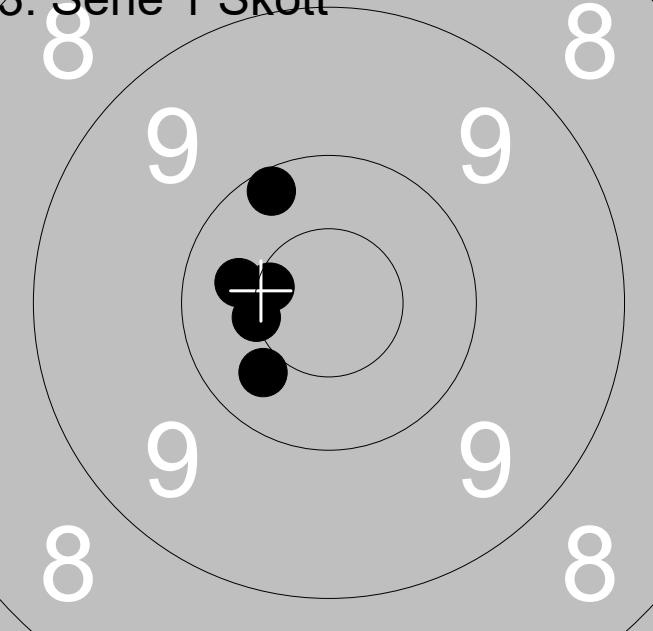
	1:	7.8	↑
	2:	8.8	↑
	3:	9.7	↖
Serie			24.0
Total			225.0

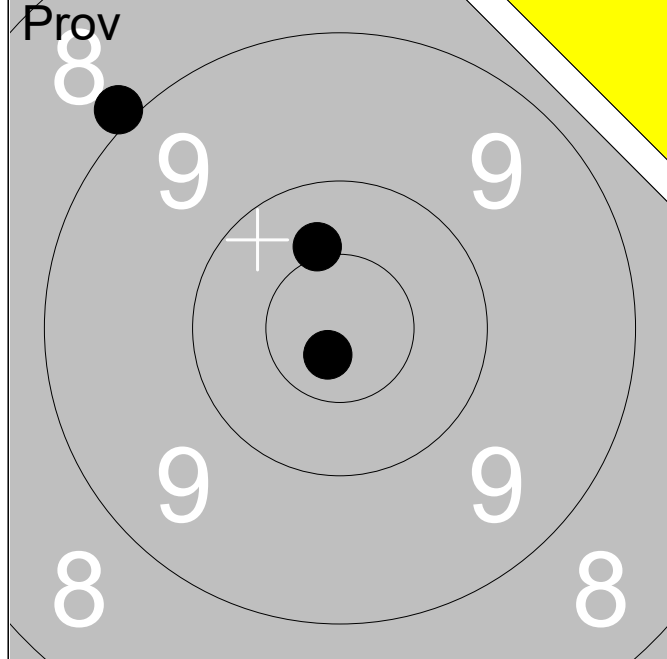


	1:	10.2	↖
	2:	10.0	←
	3:	9.6	↑
	4:	9.8	↙
	5:	10.3	←
Serie			48.0
Total			273.0

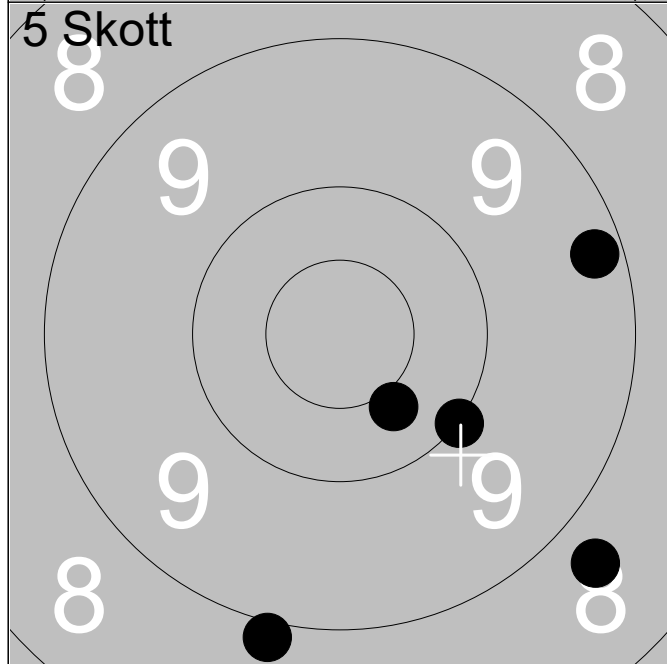


	1:	10.3	↗
	2:	9.2	↑
	3:	10.5x	↖
	4:	9.9	↗
	5:	9.8	↗
Serie			47.0
Total			320.0

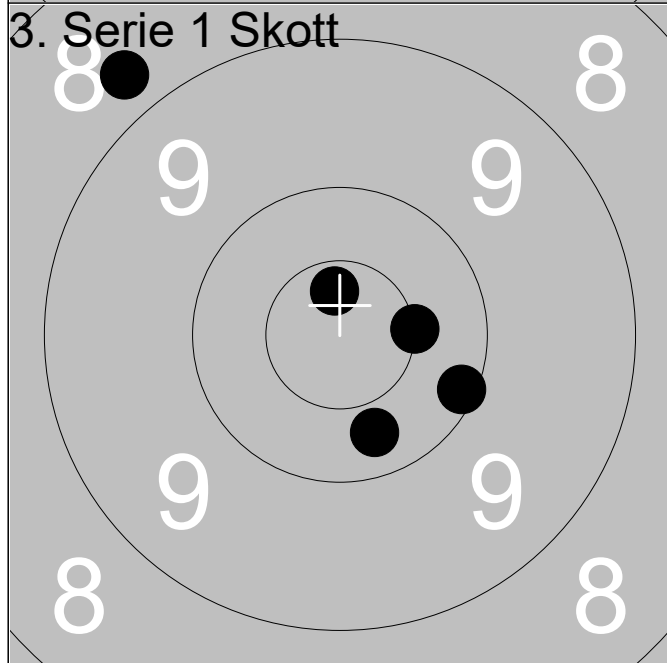
07.07.2024	Tavelträffen A 2024	Ramselefors SKF	
Prov 		1: 10.1	←
		2: 10.0	←
		3: 9.7	↘
		Serie 29.0	
		Total 220.0	
5 Skott 		1: 9.5	↗
		2: 9.1	←
		3: 10.6x	↑
		4: 10.2	←
		5: 10.0	←
		Serie 48.0	
		Total 268.0	
3. Serie 1 Skott 		1: 10.5x	←
		2: 10.2	↗
		3: 10.6x	←
		4: 10.3	↘
		5: 10.4	←
		Serie 50.0	
		Total 318.0	



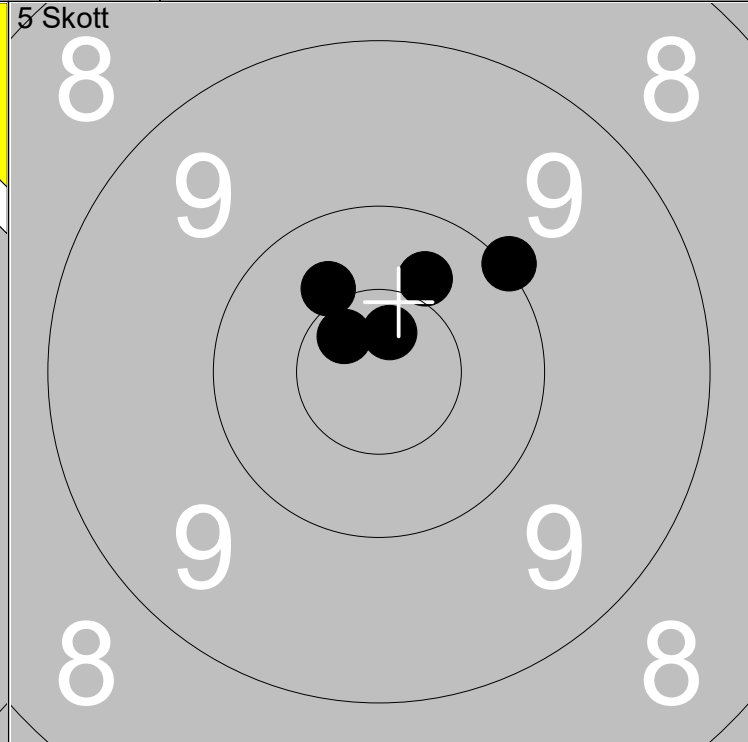
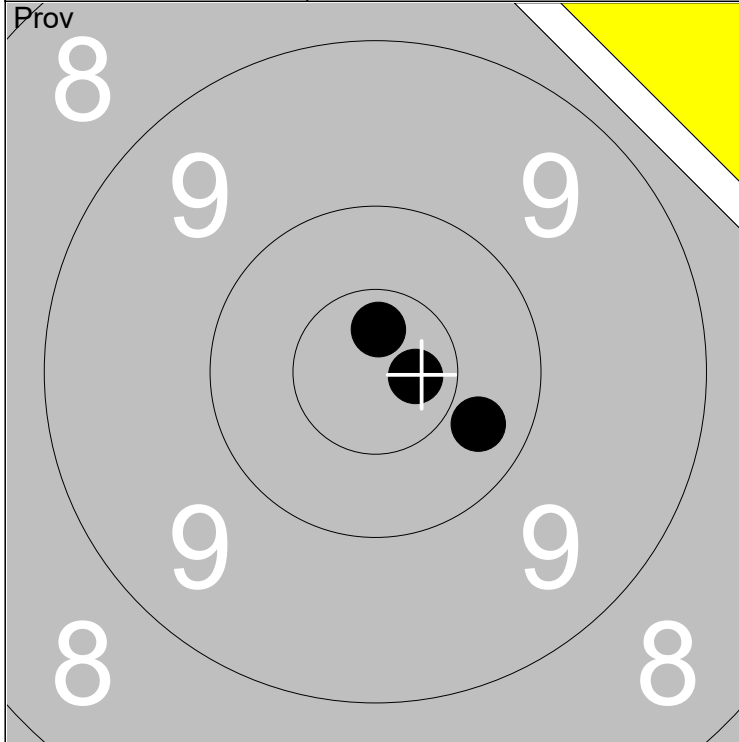
	1:	10.4x	↑
	2:	10.8x	↓
	3:	8.9	↑
Serie			28.0
Total			214.0



	1:	10.4	↓
	2:	10.0	↓
	3:	8.9	↓
	4:	8.7	↓
	5:	9.2	→
Serie			45.0
Total			259.0

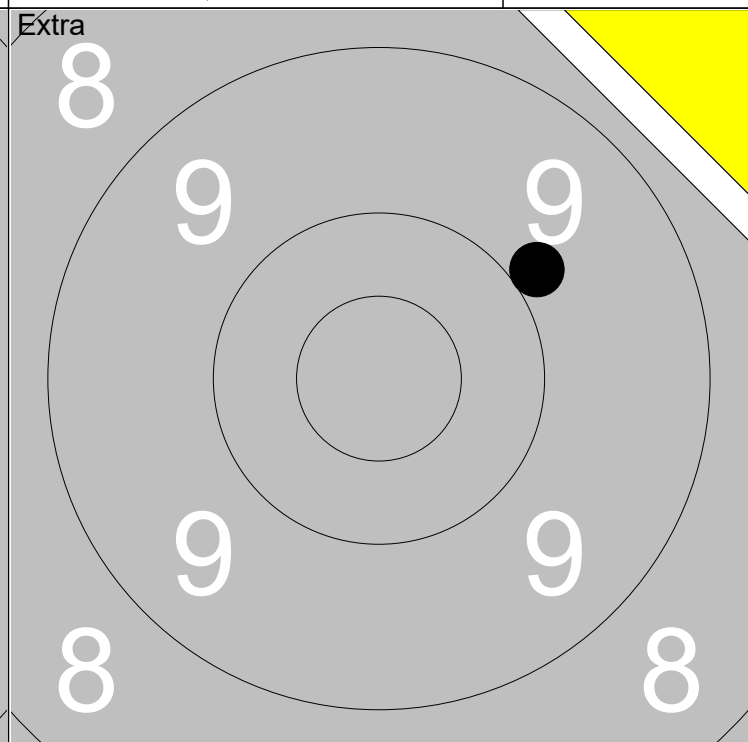
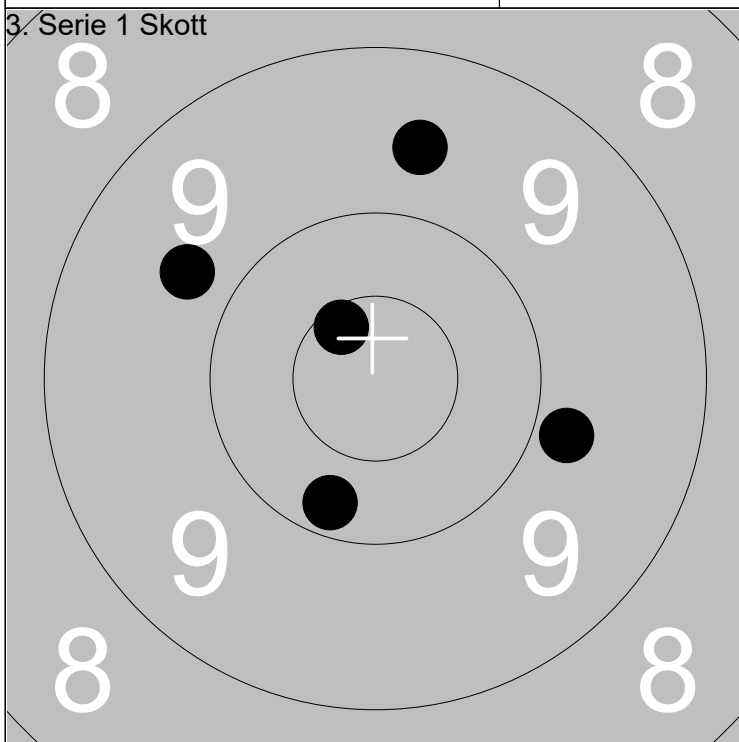


	1:	10.7x	↑
	2:	10.5x	→
	3:	10.3	↓
	4:	8.7	↑
	5:	10.1	↓
Serie			48.0
Total			307.0



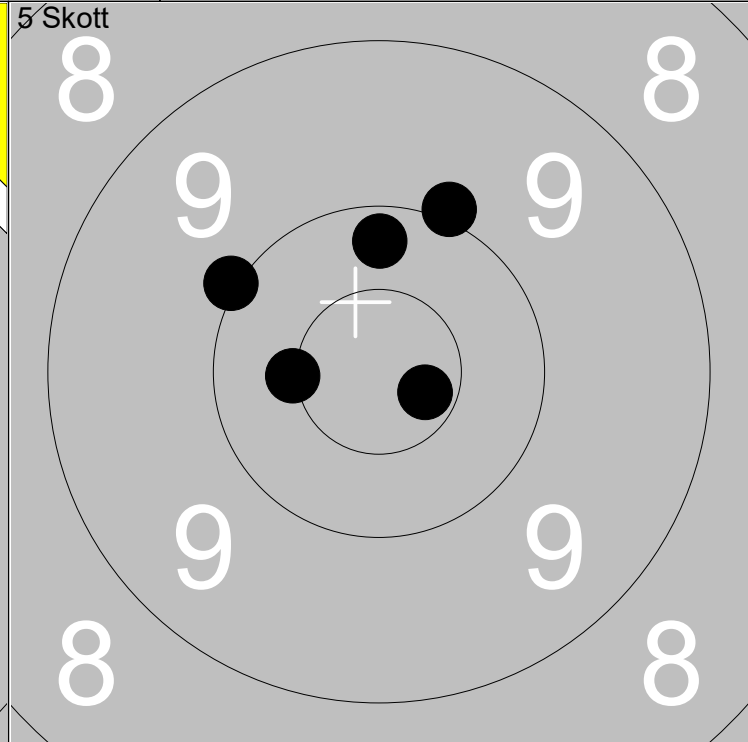
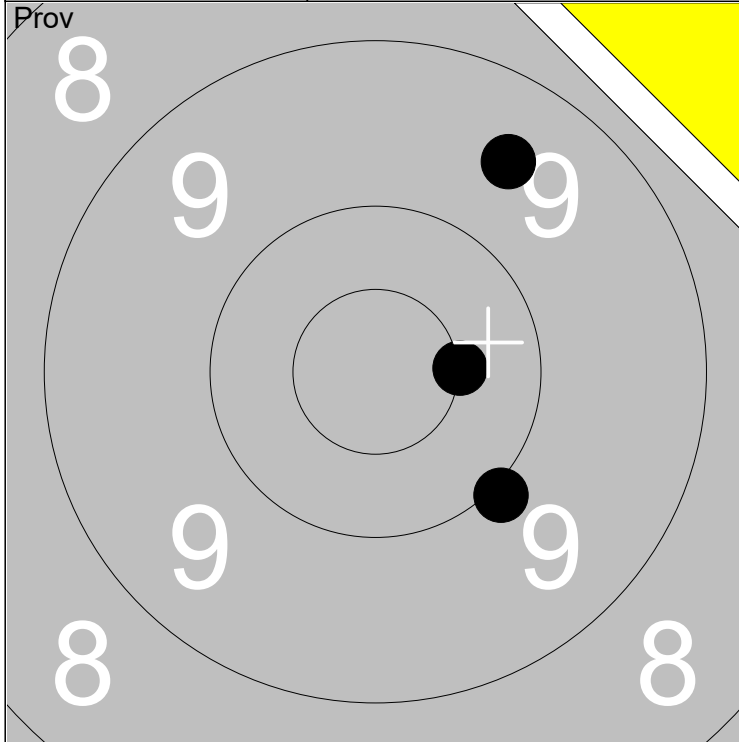
1: 10.7x ↑	Serie	30
2: 10.7x →		
3: 10.3 ↘		
Total		249

1: 10.4 ↗	Serie	50
2: 10.4 ↖		
3: 10.0 ↗		
4: 10.7x ↖		
5: 10.7x ↑		
Total		299



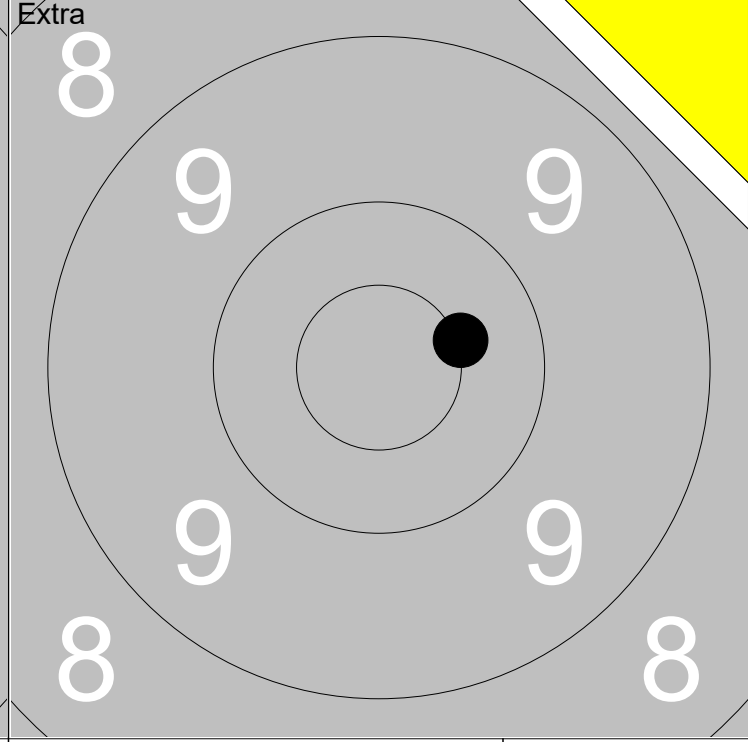
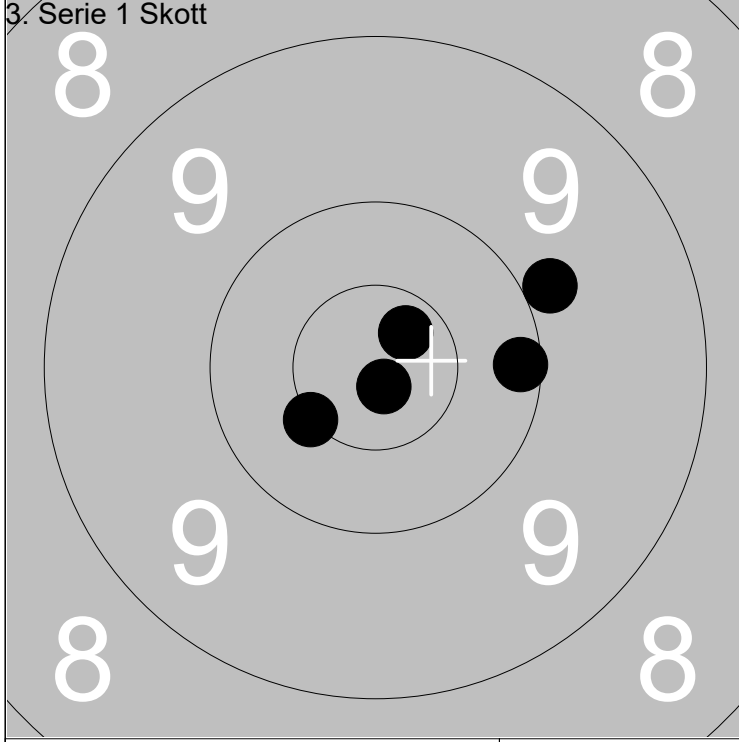
1: 9.6 ↑	Serie	47
2: 10.6x ↗		
3: 10.2 ↘		
4: 9.8 →		
5: 9.7 ↖		
Total		346

1: 9.9 ↗	Serie	9
Total		



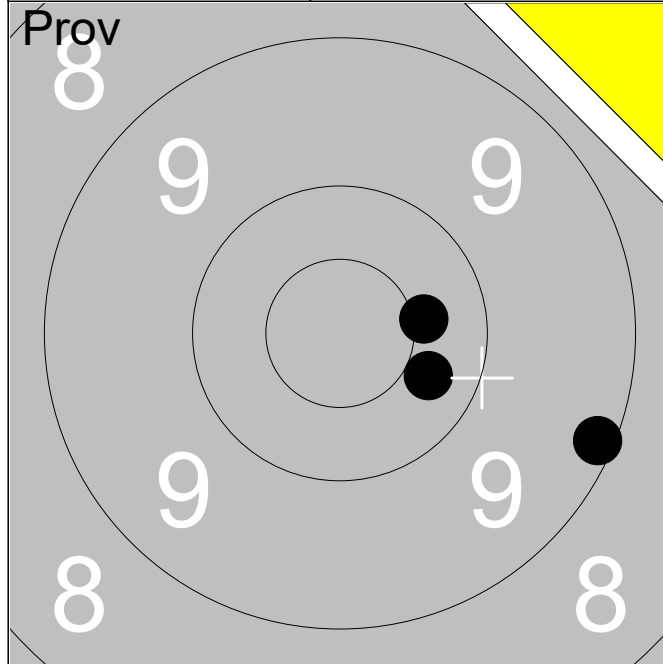
1: 9.5 ↗	Serie	29
2: 10.5x →		
3: 10.0 ↘		
Total		247

1: 10.0 ↖	Serie	50
2: 10.7x →		
3: 10.0 ↗		
4: 10.2 ↑		
5: 10.5x ←		
Total		297

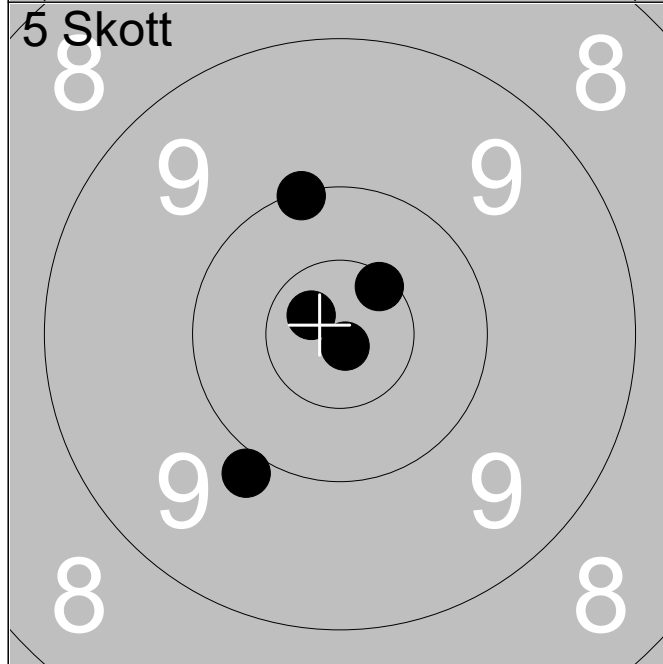


1: 10.7x ↗	Serie	49
2: 10.1 →		
3: 10.8x ↘		
4: 9.9 →		
5: 10.5x ↙		
Total		346

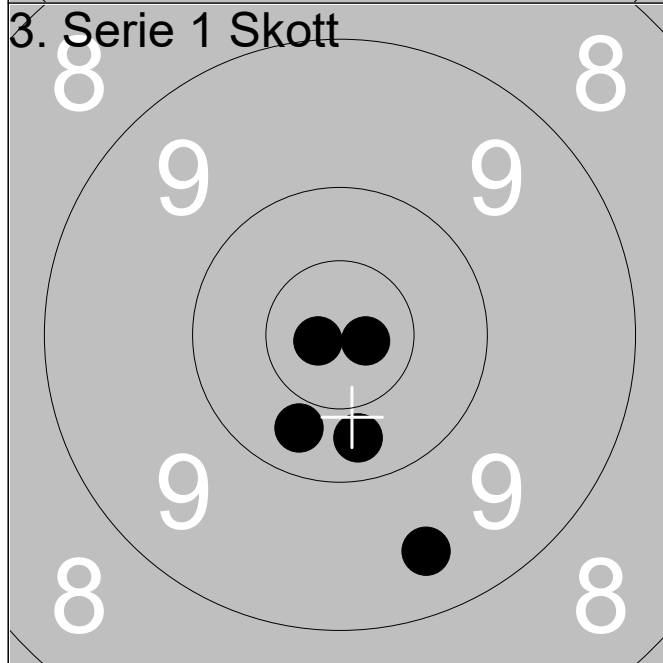
1: 10.5x →	Serie	10
Total		346



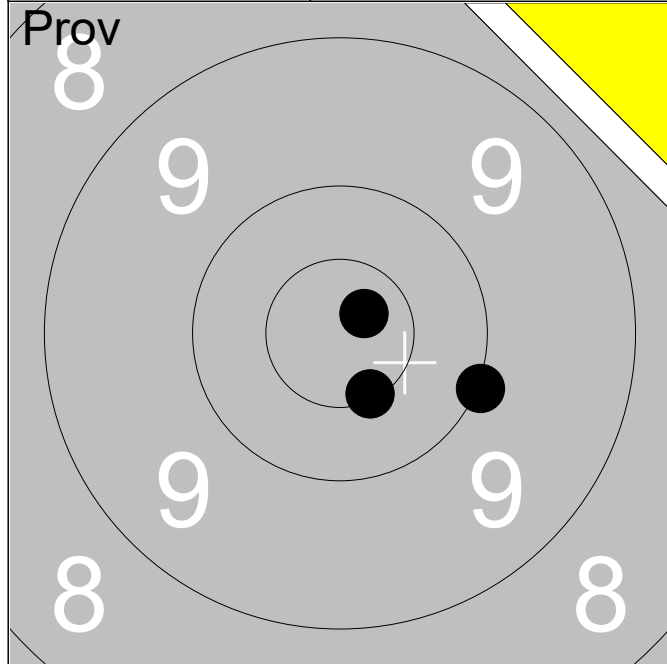
1:	9.1	→
2:	10.3	→
3:	10.4x	→
Serie		29.0
Total		247.0



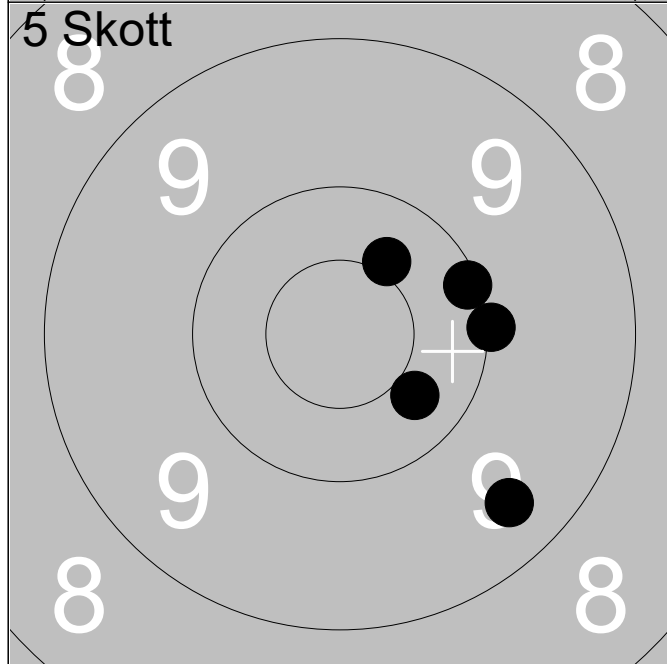
1:	10.9x	↓
2:	10.6x	↗
3:	10.7x	↗
4:	10.0	↑
5:	9.9	↙
Serie		49.0
Total		296.0



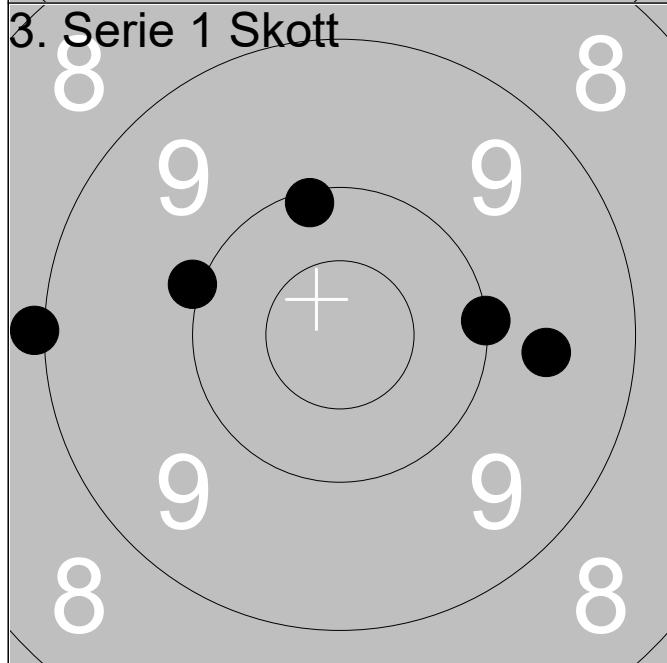
1:	10.8x	←
2:	10.3	↙
3:	10.8x	→
4:	10.3	↙
5:	9.5	↙
Serie		49.0
Total		345.0



1:	10.5x	↘
2:	10.8x	↗
3:	10.0	→
<hr/>		
Serie		30.0
Total		242.0

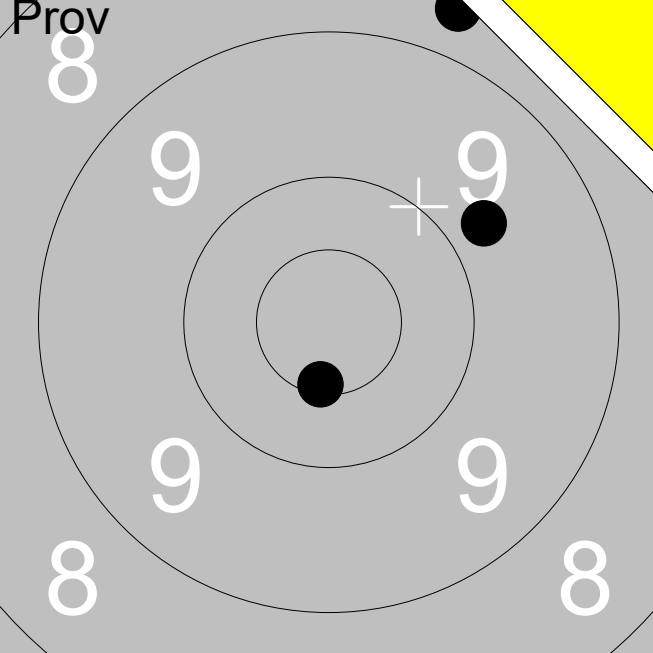
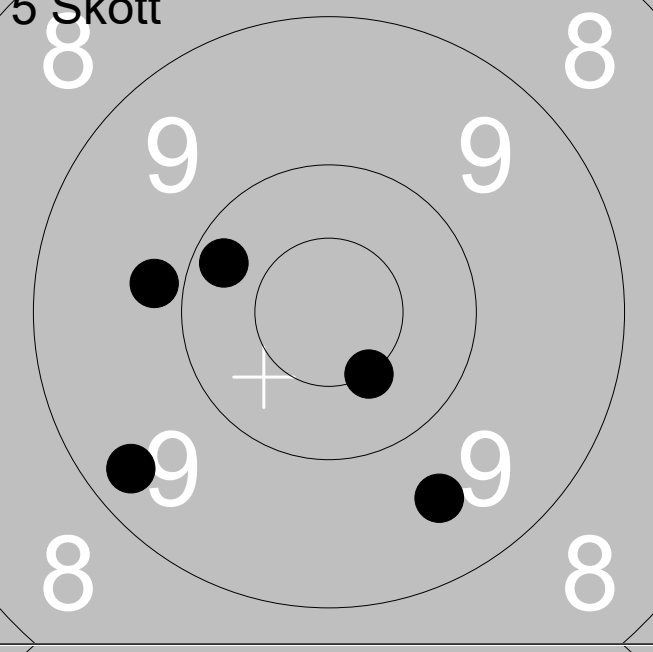
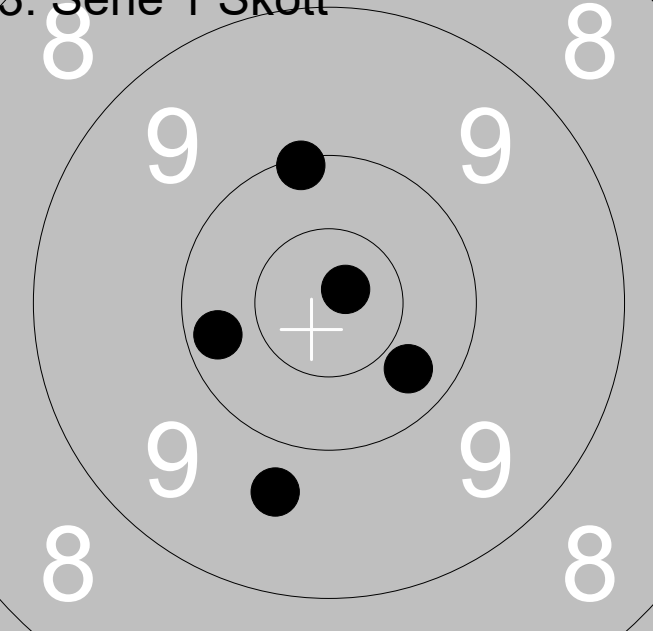


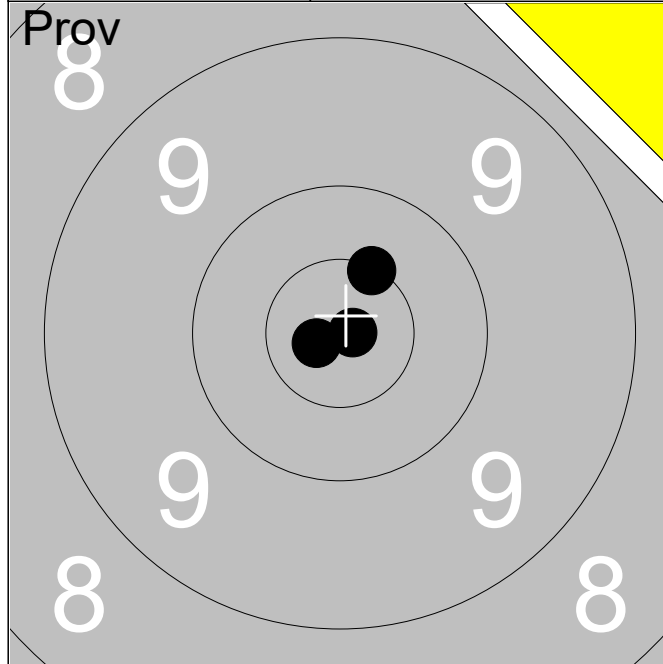
1:	10.3	↘
2:	10.1	↗
3:	10.0	→
4:	10.4	↗
5:	9.4	↘
<hr/>		
Serie		49.0
Total		291.0



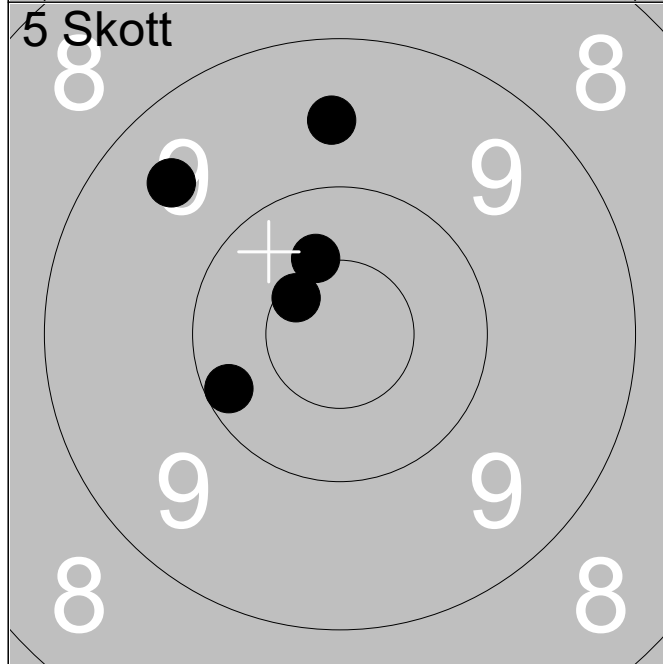
1:	10.1	↗
2:	9.0	←
3:	9.6	→
4:	10.0	→
5:	10.0	↖
<hr/>		
Serie		48.0
Total		339.0

07.07.2024	Tavelträffen A 2024	Ramselefors SKF														
<div style="display: flex; align-items: center;"> <div style="width: 40%; text-align: center;"> <p>Prov</p> </div> <div style="width: 60%;"> <table style="width:100%; border-collapse: collapse;"> <tr><td style="width:10%;">1:</td><td style="width:80%;">10.3</td><td style="width:10%; text-align:right;">→</td></tr> <tr><td>2:</td><td>9.8</td><td style="text-align:right;">↓</td></tr> <tr><td>3:</td><td>8.9</td><td style="text-align:right;">→</td></tr> </table> </div> </div>		1:	10.3	→	2:	9.8	↓	3:	8.9	→						
		1:	10.3	→												
		2:	9.8	↓												
		3:	8.9	→												
Serie 27.0																
Total 241.0																
<div style="display: flex; align-items: center;"> <div style="width: 40%; text-align: center;"> <p>5 Skott</p> </div> <div style="width: 60%;"> <table style="width:100%; border-collapse: collapse;"> <tr><td style="width:10%;">1:</td><td style="width:80%;">10.4x</td><td style="width:10%; text-align:right;">↓</td></tr> <tr><td>2:</td><td>10.7x</td><td style="text-align:right;">↓</td></tr> <tr><td>3:</td><td>10.0</td><td style="text-align:right;">↗</td></tr> <tr><td>4:</td><td>9.6</td><td style="text-align:right;">↓</td></tr> <tr><td>5:</td><td>9.8</td><td style="text-align:right;">→</td></tr> </table> </div> </div>		1:	10.4x	↓	2:	10.7x	↓	3:	10.0	↗	4:	9.6	↓	5:	9.8	→
		1:	10.4x	↓												
		2:	10.7x	↓												
		3:	10.0	↗												
		4:	9.6	↓												
		5:	9.8	→												
Serie 48.0																
Total 289.0																
<div style="display: flex; align-items: center;"> <div style="width: 40%; text-align: center;"> <p>3. Serie 1 Skott</p> </div> <div style="width: 60%;"> <table style="width:100%; border-collapse: collapse;"> <tr><td style="width:10%;">1:</td><td style="width:80%;">9.4</td><td style="width:10%; text-align:right;">→</td></tr> <tr><td>2:</td><td>9.5</td><td style="text-align:right;">↑</td></tr> <tr><td>3:</td><td>10.0</td><td style="text-align:right;">↑</td></tr> <tr><td>4:</td><td>9.4</td><td style="text-align:right;">↗</td></tr> <tr><td>5:</td><td>8.9</td><td style="text-align:right;">↓</td></tr> </table> </div> </div>		1:	9.4	→	2:	9.5	↑	3:	10.0	↑	4:	9.4	↗	5:	8.9	↓
		1:	9.4	→												
		2:	9.5	↑												
		3:	10.0	↑												
4:	9.4	↗														
5:	8.9	↓														
Serie 45.0																
Total 334.0																

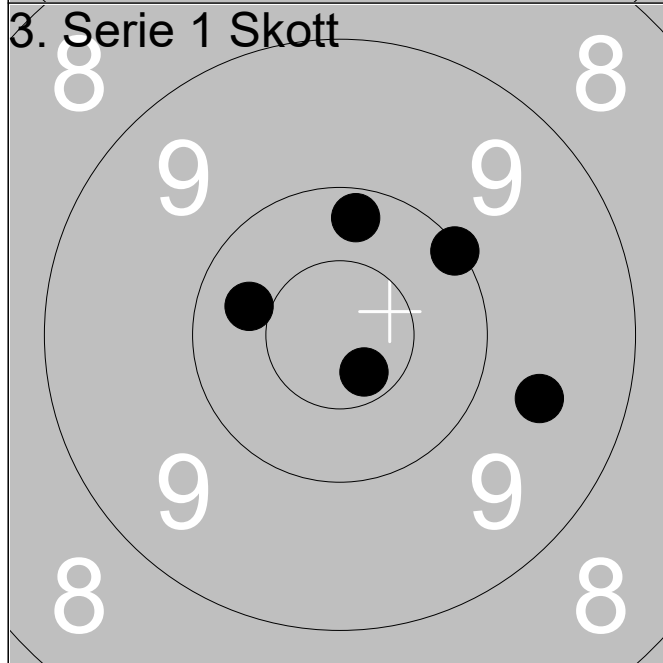
07.07.2024	Tavelträffen A 2024	Ramselefors SKF
<div style="text-align: left; padding-left: 5px;">Prov</div> 		1: 8.7 ↑
		2: 9.8 ↗
		3: 10.5x ↓
		Serie 27.0
<div style="text-align: left; padding-left: 5px;">5 Skott</div> 		1: 9.8 ←
		2: 10.2 ↗
		3: 9.6 ↓
		4: 10.5x ↓
<div style="text-align: left; padding-left: 5px;">3. Serie 1 Skott</div> 		5: 9.3 ↖
		1: 9.7 ↓
		2: 10.8x ↗
		3: 10.1 ↑
<div style="border-top: 1px solid black; padding: 5px;">Serie 49.0</div> <div style="border-top: 1px solid black; padding: 5px;">Total 337.0</div>		4: 10.3 ↓
		5: 10.2 ←



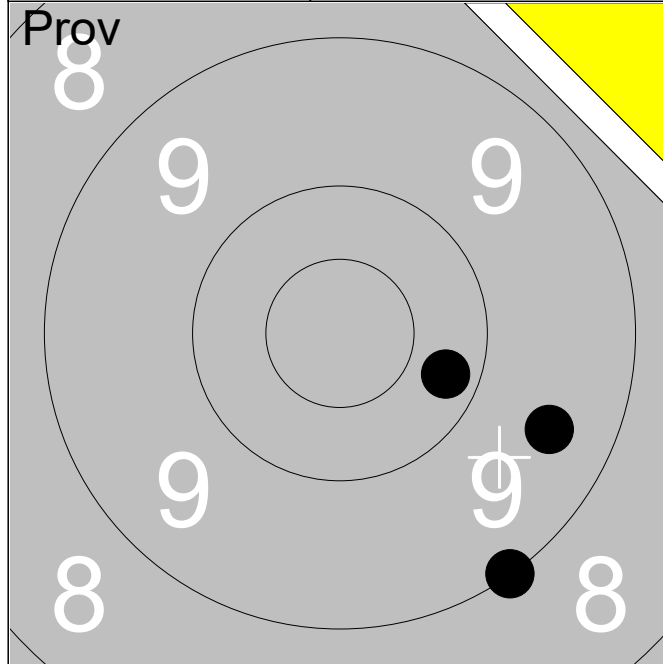
	1:	10.9x	→
	2:	10.5x	↗
	3:	10.8x	↖
Serie			30.0
Total			239.0



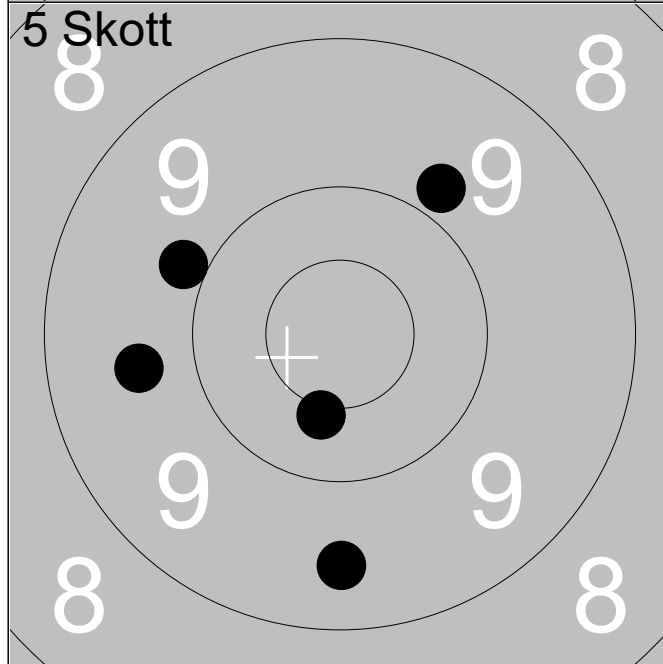
	1:	9.6	↑
	2:	10.5x	↗
	3:	9.5	↘
	4:	10.6x	↖
	5:	10.2	↙
Serie			48.0
Total			287.0



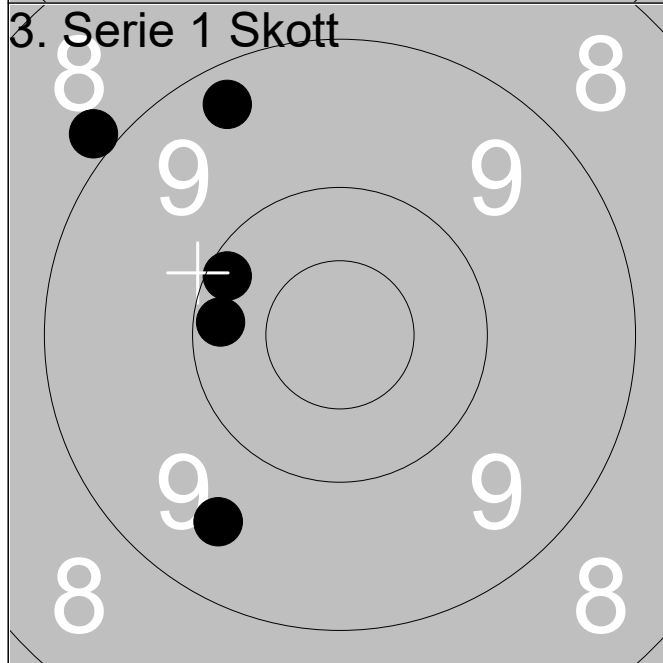
	1:	10.7x	↘
	2:	10.1	↗
	3:	10.2	↑
	4:	10.4	↖
	5:	9.6	→
Serie			49.0
Total			336.0



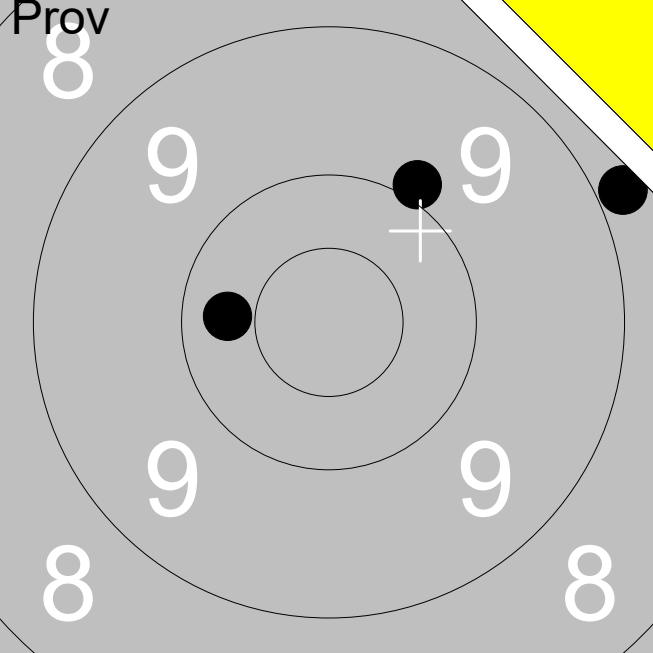
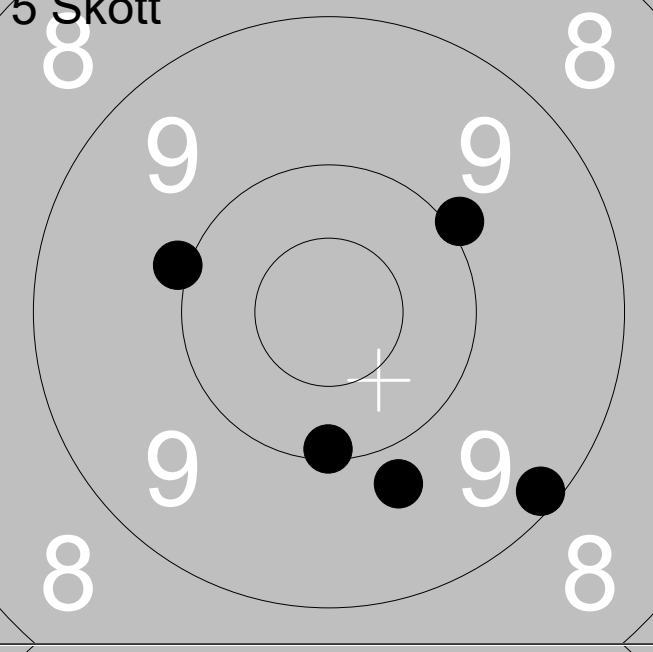
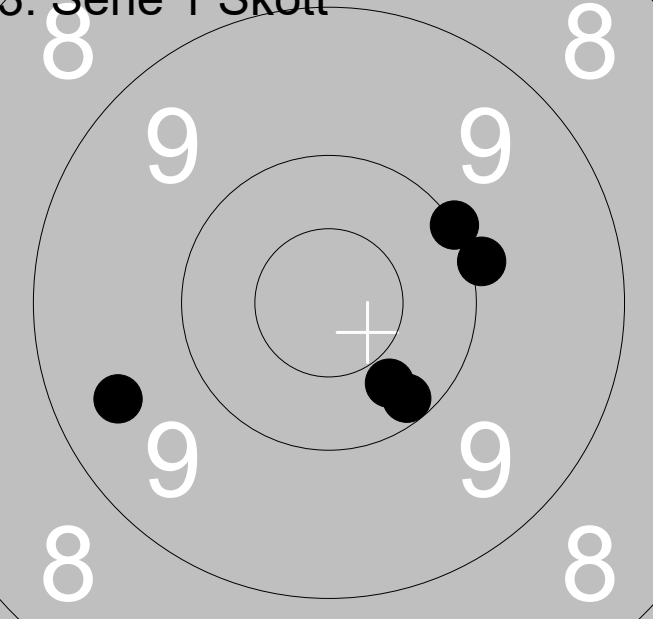
	1:	9.5	↘
	2:	10.2	↘
	3:	9.0	↘
Serie			28.0
Total			229.0

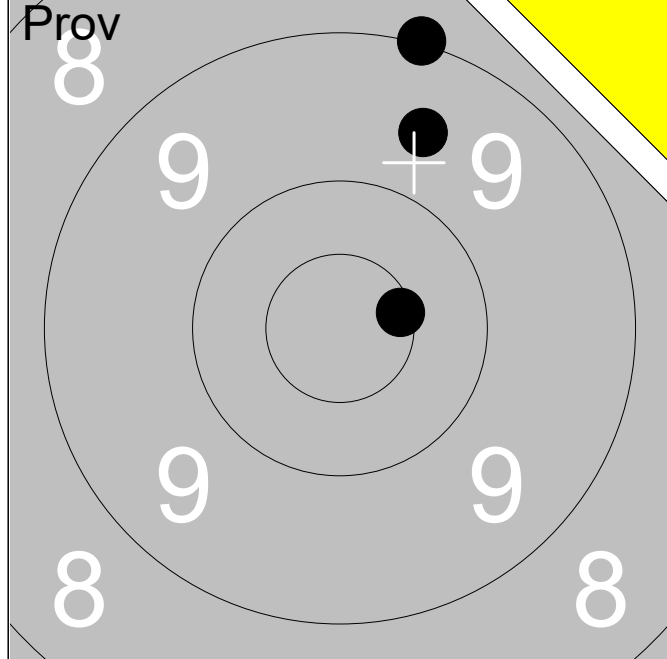


	1:	9.8	↗
	2:	9.7	←
	3:	10.4x	↘
	4:	9.5	↘
	5:	9.9	↗
Serie			46.0
Total			275.0

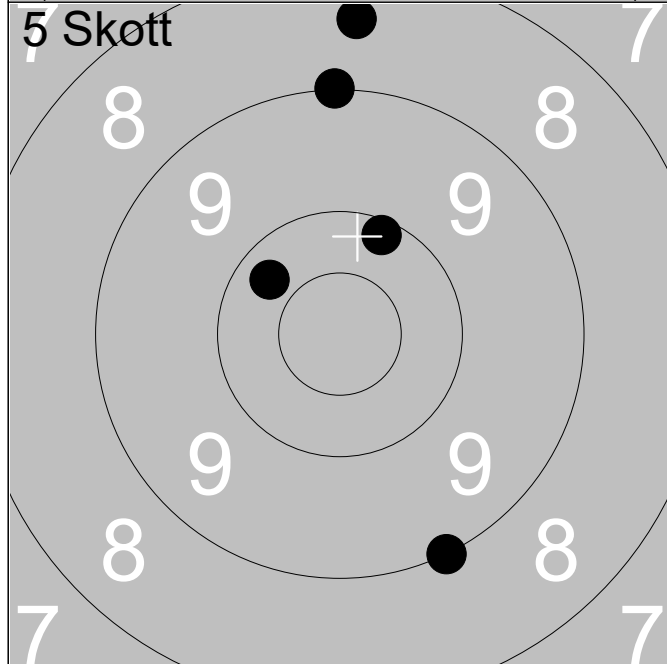


	1:	10.2	←
	2:	9.3	↗
	3:	8.9	↗
	4:	9.5	↘
	5:	10.2	↗
Serie			46.0
Total			321.0

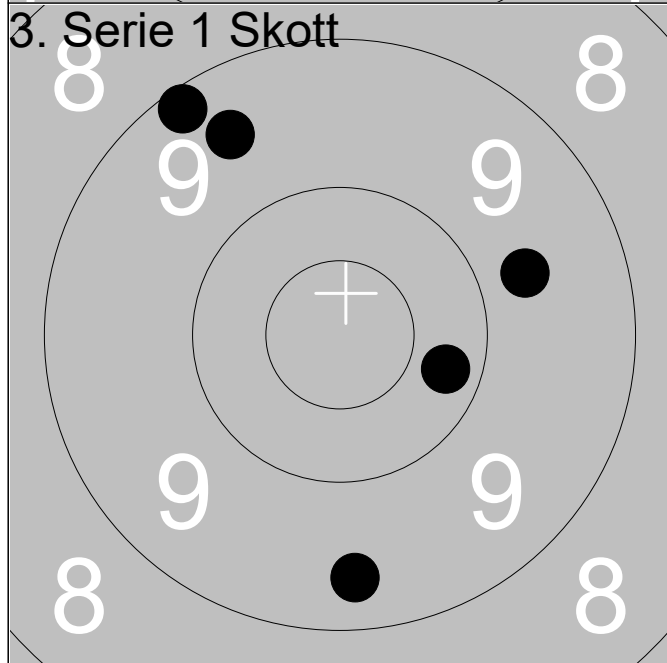
07.07.2024	Tavelträffen A 2024	Ramselefors SKF															
Prov 		<table style="width:100%; border-collapse: collapse;"> <tr><td style="width:10%;">1:</td><td style="width:15%;">8.8</td><td style="width:10%; text-align: center;">↗</td></tr> <tr><td>2:</td><td>9.9</td><td style="text-align: center;">↗</td></tr> <tr><td>3:</td><td>10.3</td><td style="text-align: center;">←</td></tr> </table>	1:	8.8	↗	2:	9.9	↗	3:	10.3	←						
1:	8.8	↗															
2:	9.9	↗															
3:	10.3	←															
		Serie 27.0															
		Total 243.0															
5 Skott 		<table style="width:100%; border-collapse: collapse;"> <tr><td style="width:10%;">1:</td><td style="width:15%;">10.0</td><td style="width:10%; text-align: center;">←</td></tr> <tr><td>2:</td><td>9.2</td><td style="text-align: center;">↘</td></tr> <tr><td>3:</td><td>9.8</td><td style="text-align: center;">↘</td></tr> <tr><td>4:</td><td>10.0</td><td style="text-align: center;">↗</td></tr> <tr><td>5:</td><td>10.1</td><td style="text-align: center;">↓</td></tr> </table>	1:	10.0	←	2:	9.2	↘	3:	9.8	↘	4:	10.0	↗	5:	10.1	↓
1:	10.0	←															
2:	9.2	↘															
3:	9.8	↘															
4:	10.0	↗															
5:	10.1	↓															
		Serie 48.0															
		Total 291.0															
3. Serie 1 Skott 		<table style="width:100%; border-collapse: collapse;"> <tr><td style="width:10%;">1:</td><td style="width:15%;">10.2</td><td style="width:10%; text-align: center;">↘</td></tr> <tr><td>2:</td><td>10.3</td><td style="text-align: center;">↘</td></tr> <tr><td>3:</td><td>10.0</td><td style="text-align: center;">↗</td></tr> <tr><td>4:</td><td>10.0</td><td style="text-align: center;">→</td></tr> <tr><td>5:</td><td>9.5</td><td style="text-align: center;">←</td></tr> </table>	1:	10.2	↘	2:	10.3	↘	3:	10.0	↗	4:	10.0	→	5:	9.5	←
1:	10.2	↘															
2:	10.3	↘															
3:	10.0	↗															
4:	10.0	→															
5:	9.5	←															
		Serie 49.0															
		Total 340.0															



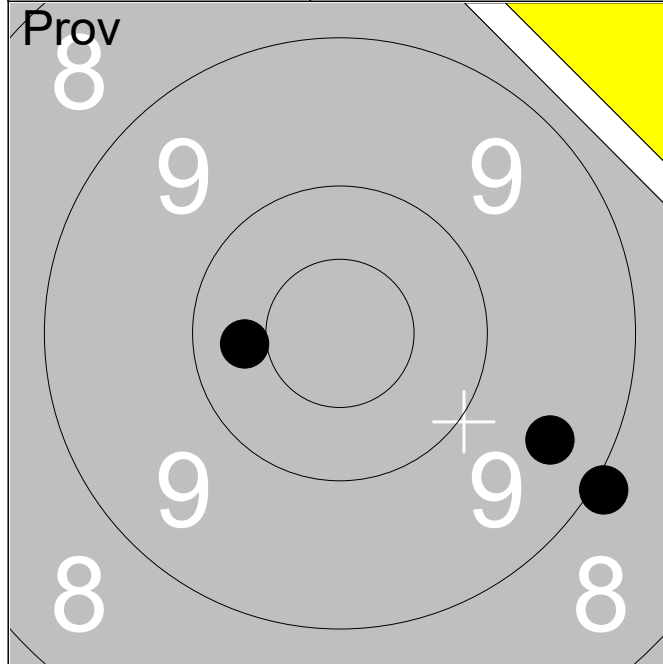
1:	9.0	↑
2:	9.6	↑
3:	10.6x	→
Serie		28.0
Total		243.0



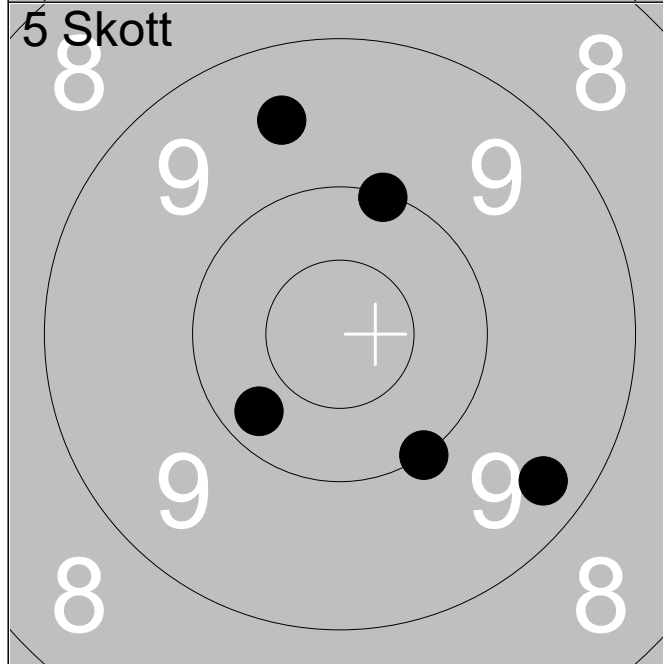
1:	9.0	↓
2:	10.3	↖
3:	8.4	↑
4:	10.1	↑
5:	9.0	↑
Serie		46.0
Total		289.0



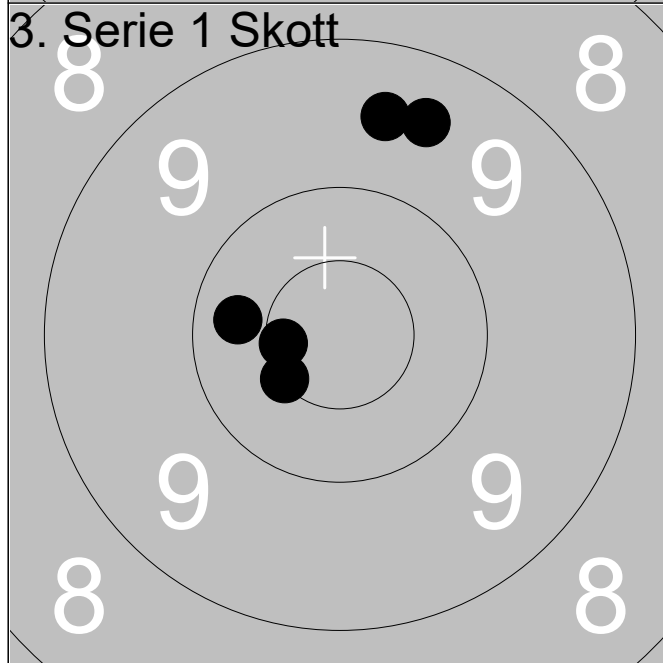
1:	10.3	→
2:	9.7	→
3:	9.5	↗
4:	9.4	↓
5:	9.2	↗
Serie		46.0
Total		335.0



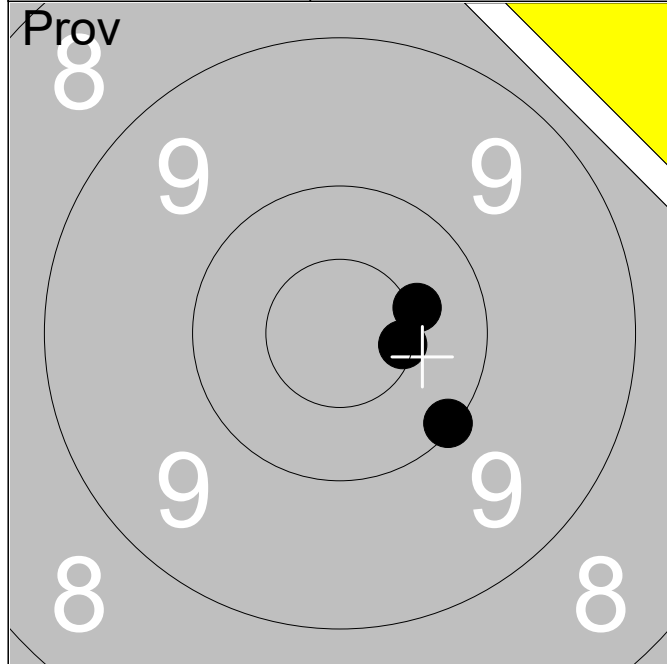
	1:	9.4	↘
	2:	9.0	↘
	3:	10.4	←
<hr/>			
Serie			28.0
Total			240.0



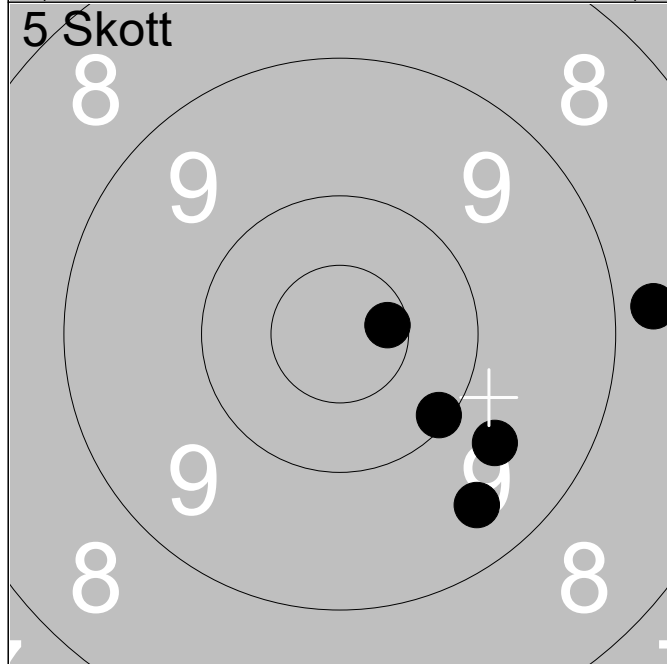
	1:	10.0	↘
	2:	10.2	↙
	3:	9.5	↑
	4:	10.0	↑
	5:	9.3	↘
<hr/>			
Serie			48.0
Total			288.0



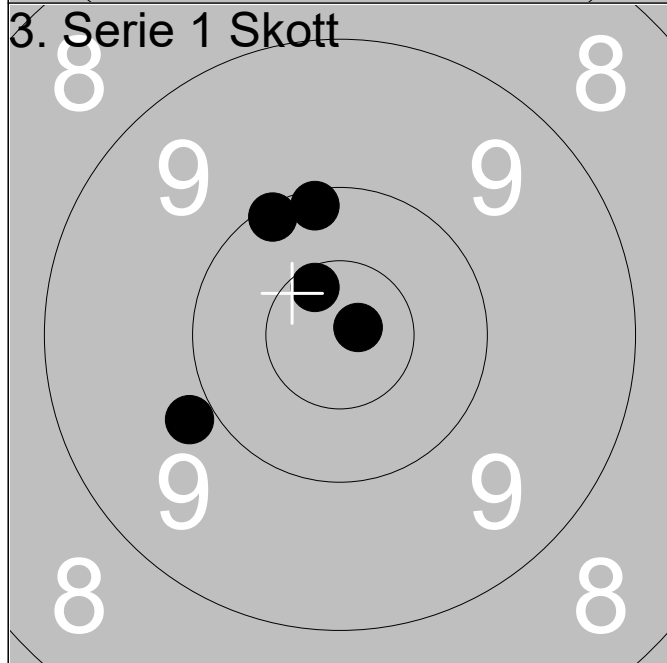
	1:	10.6x	←
	2:	9.5	↑
	3:	10.3	←
	4:	9.5	↑
	5:	10.5x	↙
<hr/>			
Serie			48.0
Total			336.0



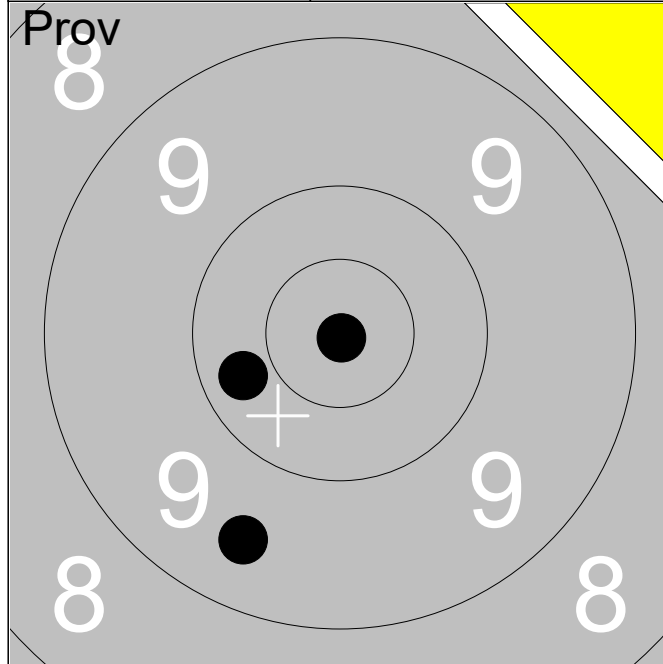
	1:	10.5x	→
	2:	10.4x	→
	3:	10.1	↘
<hr/>			
Serie			30.0
Total			239.0



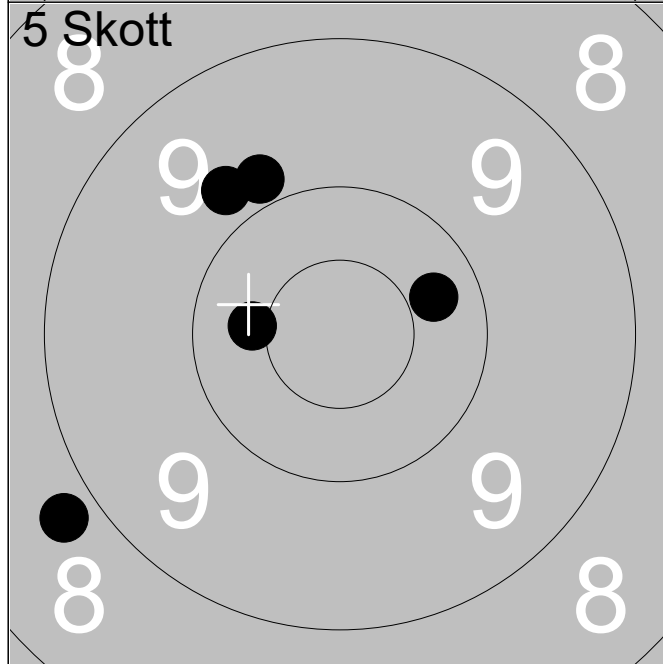
	1:	9.7	↘
	2:	10.1	↘
	3:	10.6x	→
	4:	8.7	→
	5:	9.4	↘
<hr/>			
Serie			46.0
Total			285.0



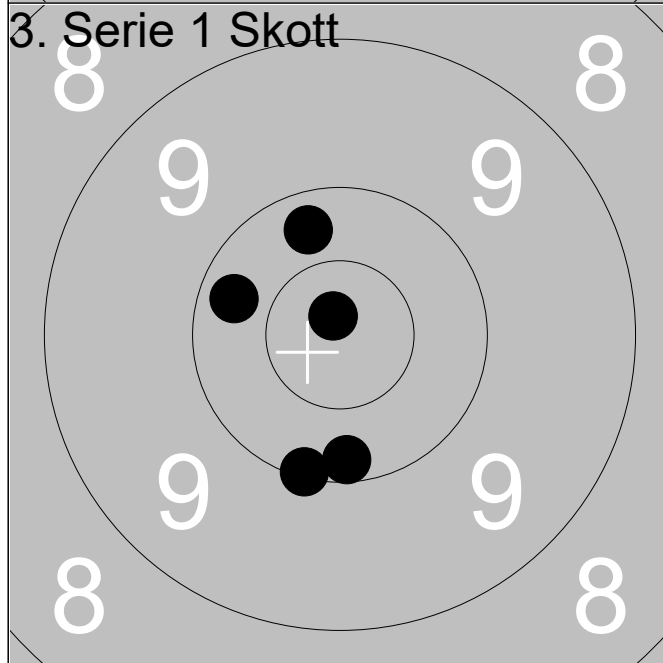
	1:	10.1	↑
	2:	9.9	↙
	3:	10.8x	→
	4:	10.6x	↑
	5:	10.1	↑
<hr/>			
Serie			49.0
Total			334.0



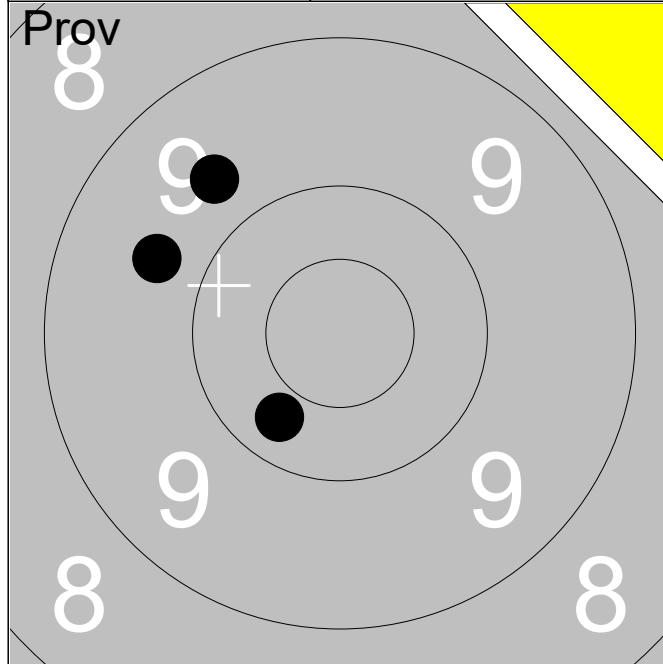
	1:	10.3	←
	2:	10.9x	↓
	3:	9.5	↓
Serie			29.0
Total			235.0



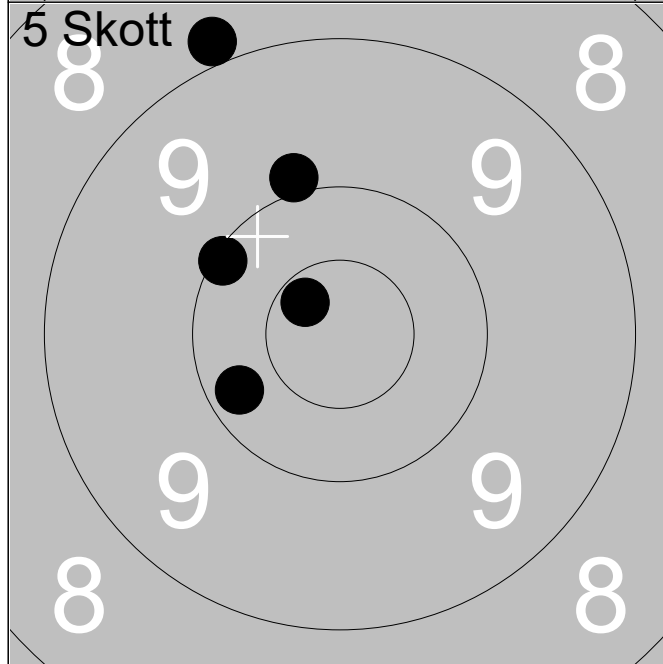
	1:	10.3	→
	2:	9.8	↗
	3:	10.4	←
	4:	9.8	↗
	5:	8.8	↘
Serie			46.0
Total			281.0



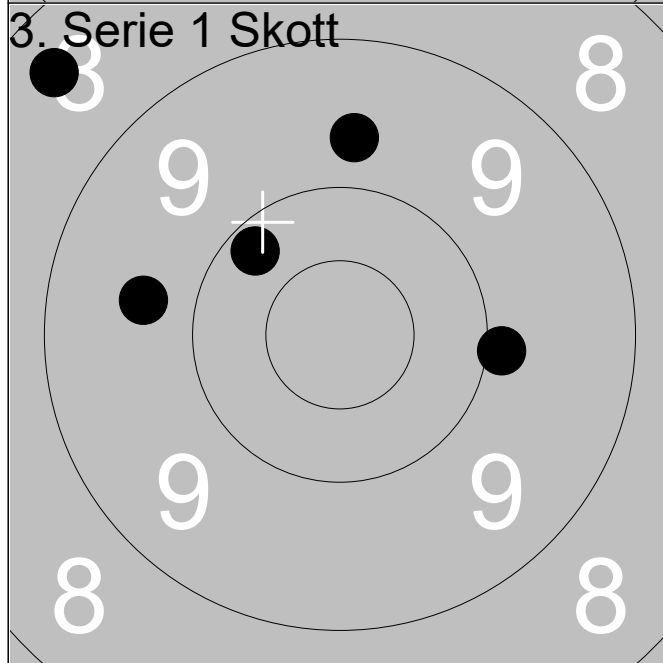
	1:	10.1	↓
	2:	10.2	↓
	3:	10.2	←
	4:	10.3	↗
	5:	10.8x	↗
Serie			50.0
Total			331.0



1:	9.7	↖
2:	10.3	↙
3:	9.7	↗
Serie		28.0
Total		235.0

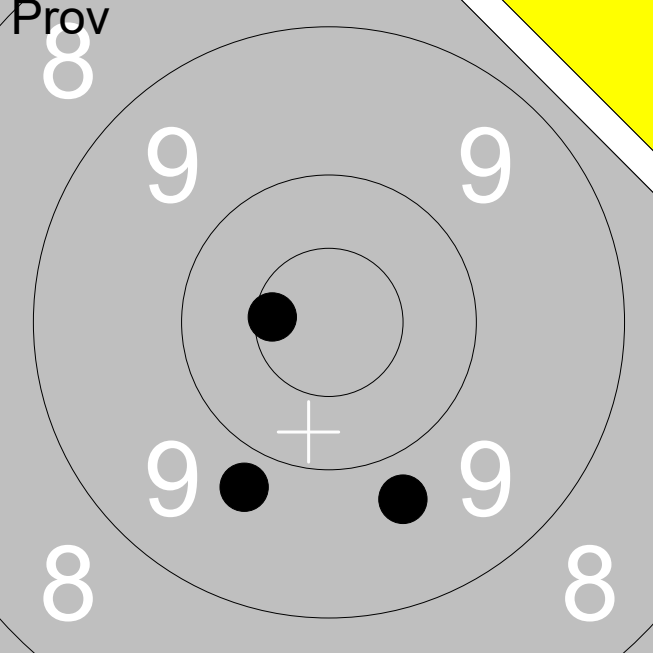
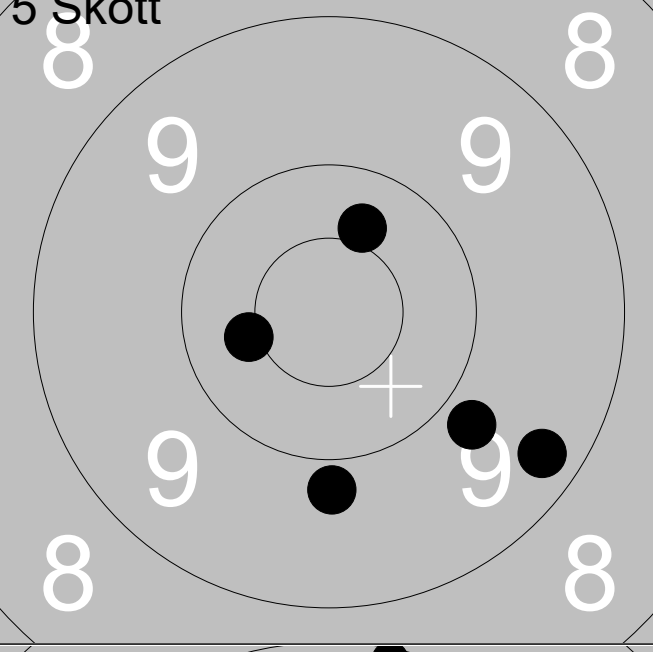
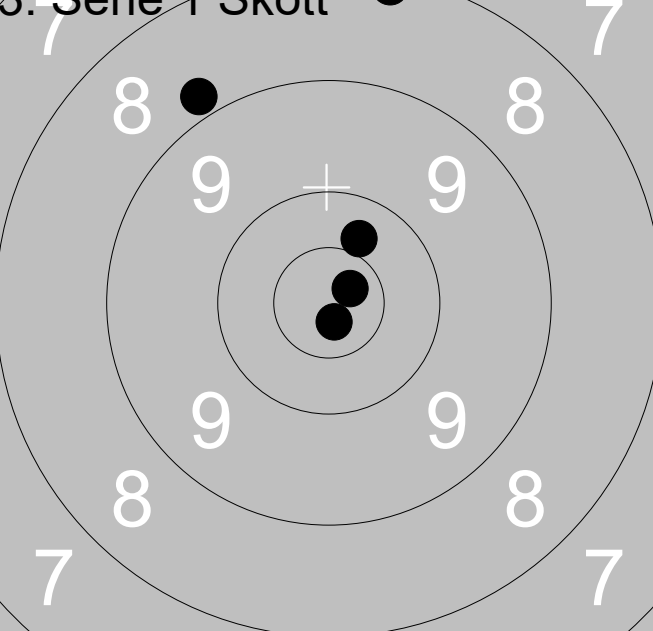


1:	10.2	↙
2:	10.1	↗
3:	8.9	↗
4:	10.7x	↗
5:	9.9	↗
Serie		47.0
Total		282.0



1:	8.4	↗
2:	9.9	→
3:	10.2	↗
4:	9.7	↙
5:	9.7	↑
Serie		45.0
Total		327.0

07.07.2024	Tavelträffen A 2024	Ramselefors SKF														
<div style="display: flex; align-items: center;"> <div style="width: 40%; text-align: center;"> <p>Prov</p> </div> <div style="width: 60%; padding-left: 20px;"> <table style="width:100%; border-collapse: collapse;"> <tr><td style="width:10%;">1:</td><td style="width:10%;">9.4</td><td style="width:10%; text-align: right;">→</td></tr> <tr><td>2:</td><td>10.2</td><td style="text-align: right;">↘</td></tr> <tr><td>3:</td><td>9.4</td><td style="text-align: right;">↘</td></tr> </table> </div> </div>		1:	9.4	→	2:	10.2	↘	3:	9.4	↘						
		1:	9.4	→												
		2:	10.2	↘												
		3:	9.4	↘												
Serie	28.0															
Total	233.0															
<div style="display: flex; align-items: center;"> <div style="width: 40%; text-align: center;"> <p>5 Skott</p> </div> <div style="width: 60%; padding-left: 20px;"> <table style="width:100%; border-collapse: collapse;"> <tr><td style="width:10%;">1:</td><td style="width:10%;">9.8</td><td style="width:10%; text-align: right;">↙</td></tr> <tr><td>2:</td><td>9.0</td><td style="text-align: right;">←</td></tr> <tr><td>3:</td><td>9.5</td><td style="text-align: right;">↙</td></tr> <tr><td>4:</td><td>10.5x</td><td style="text-align: right;">↓</td></tr> <tr><td>5:</td><td>9.0</td><td style="text-align: right;">↗</td></tr> </table> </div> </div>		1:	9.8	↙	2:	9.0	←	3:	9.5	↙	4:	10.5x	↓	5:	9.0	↗
		1:	9.8	↙												
		2:	9.0	←												
		3:	9.5	↙												
		4:	10.5x	↓												
		5:	9.0	↗												
Serie	46.0															
Total	279.0															
<div style="display: flex; align-items: center;"> <div style="width: 40%; text-align: center;"> <p>3. Serie 1 Skott</p> </div> <div style="width: 60%; padding-left: 20px;"> <table style="width:100%; border-collapse: collapse;"> <tr><td style="width:10%;">1:</td><td style="width:10%;">10.8x</td><td style="width:10%; text-align: right;">→</td></tr> <tr><td>2:</td><td>9.6</td><td style="text-align: right;">↑</td></tr> <tr><td>3:</td><td>9.8</td><td style="text-align: right;">↗</td></tr> <tr><td>4:</td><td>10.4</td><td style="text-align: right;">→</td></tr> <tr><td>5:</td><td>10.1</td><td style="text-align: right;">↙</td></tr> </table> </div> </div>		1:	10.8x	→	2:	9.6	↑	3:	9.8	↗	4:	10.4	→	5:	10.1	↙
		1:	10.8x	→												
		2:	9.6	↑												
		3:	9.8	↗												
		4:	10.4	→												
5:	10.1	↙														
Serie	48.0															
Total	327.0															

07.07.2024	Tavelträffen A 2024	Ramselefors SKF
Prov 		1: 9.7 ↘
		2: 10.6x ←
		3: 9.8 ↘
		Serie 28.0
		Total 233.0
5 Skott 		1: 9.8 ↘
		2: 9.8 ↓
		3: 10.4x ←
		4: 9.3 ↘
		5: 10.4 ↑
		Serie 47.0
		Total 280.0
3. Serie 1 Skott 		1: 8.1 ↑
		2: 10.8x ↓
		3: 10.4 ↑
		4: 8.8 ↖
		5: 10.7x ↗
		Serie 46.0
		Total 326.0