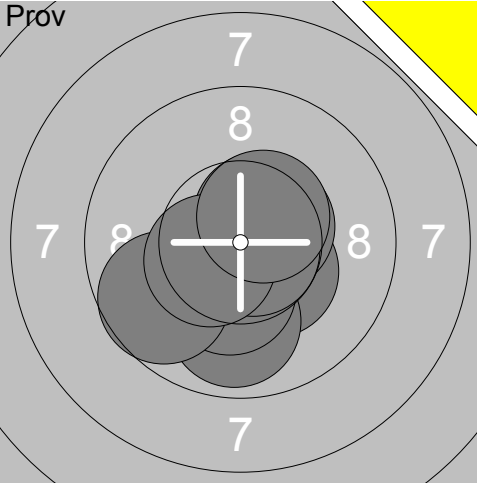
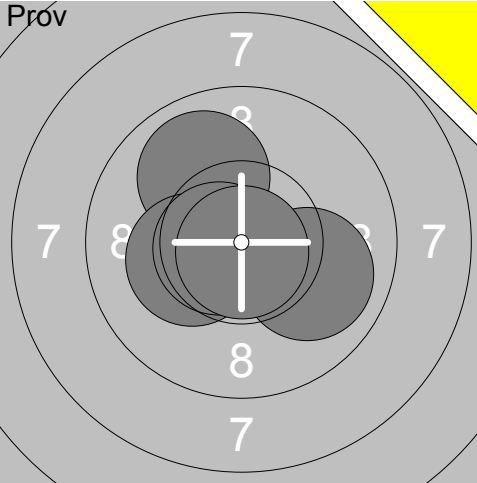
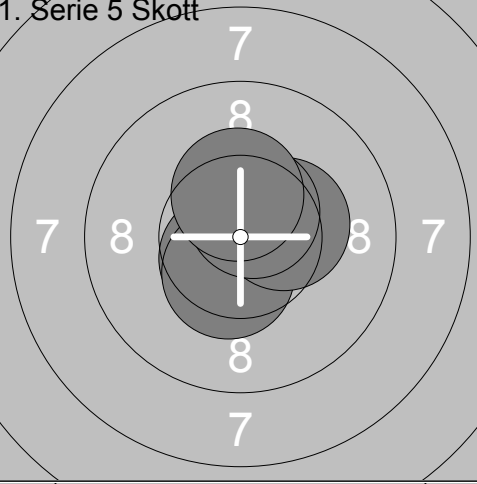
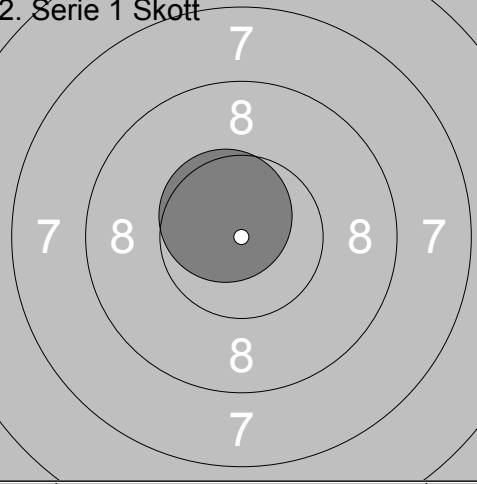
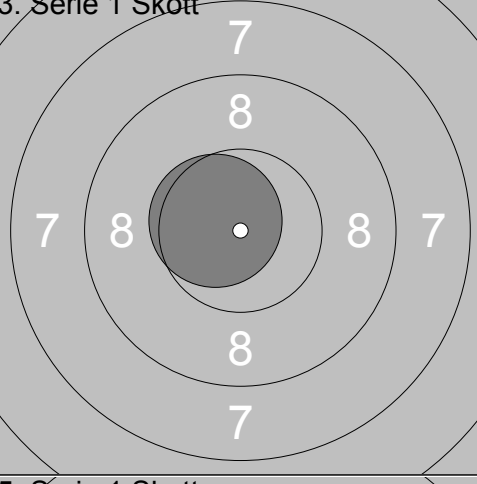
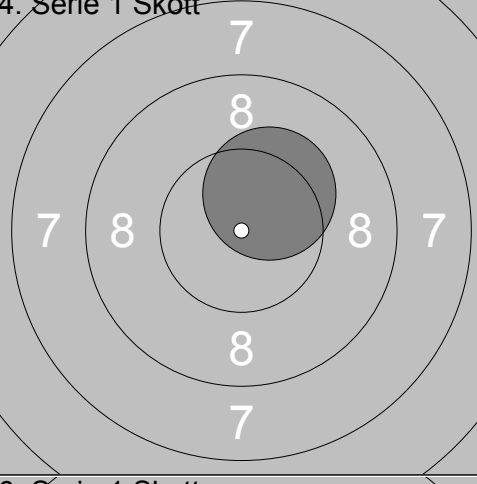
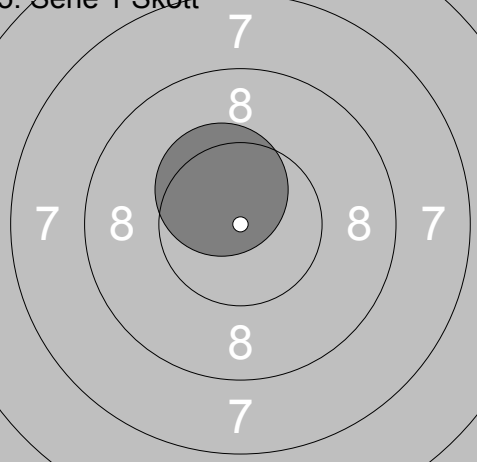
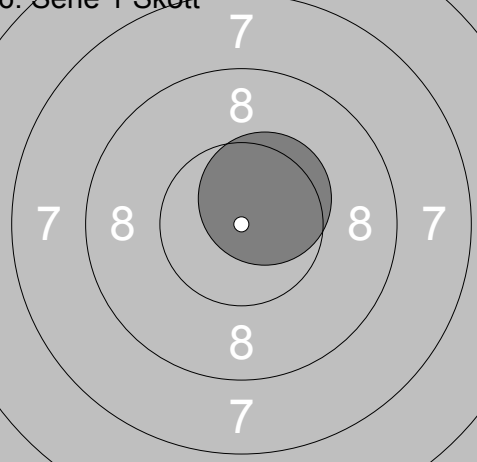
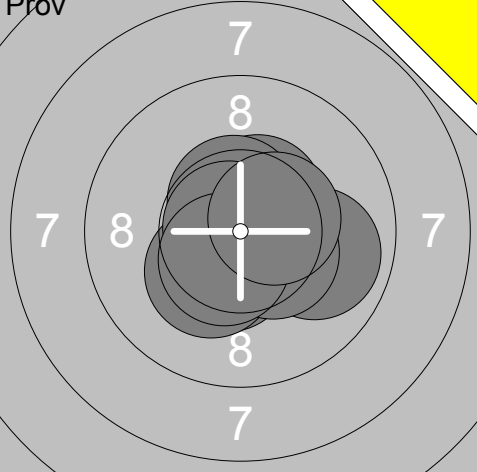
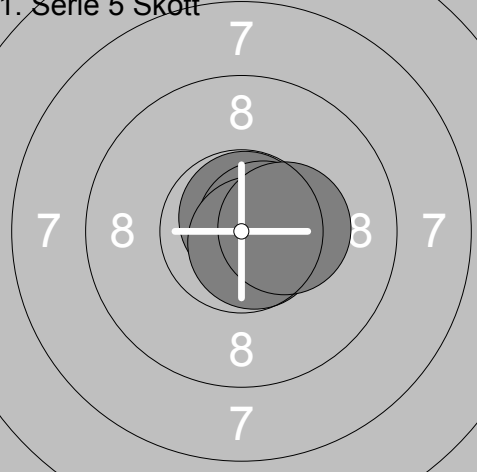
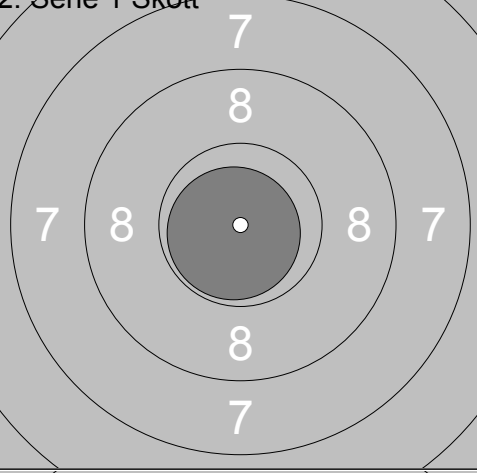
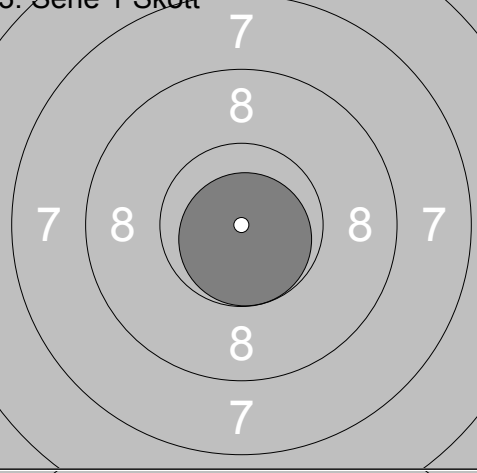
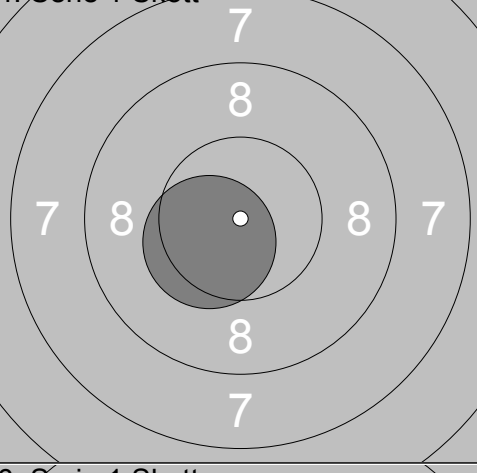
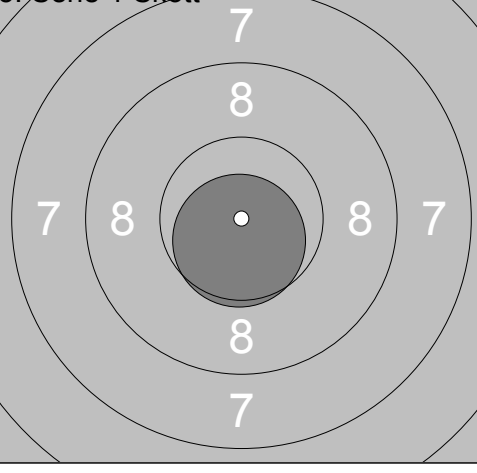
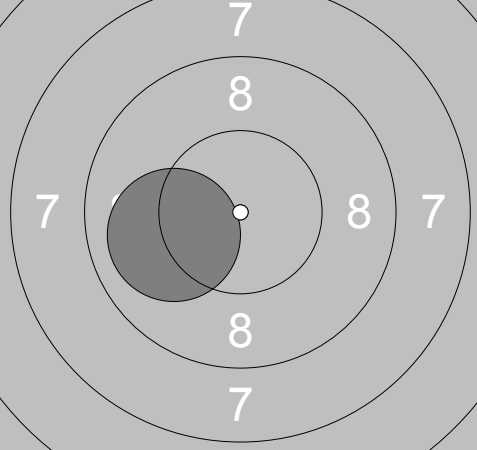
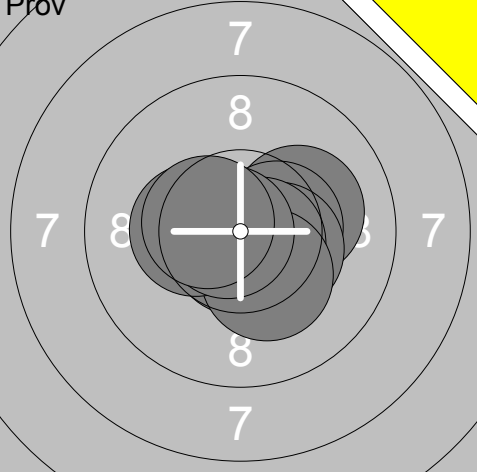

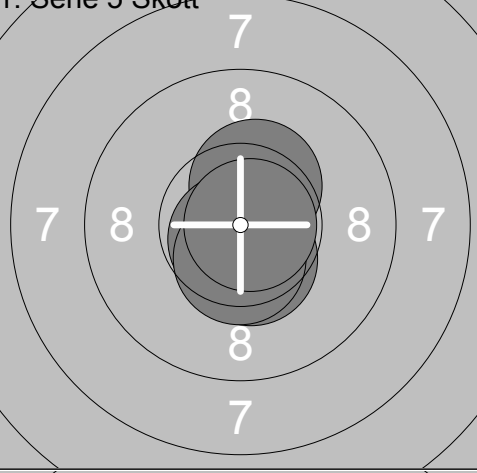
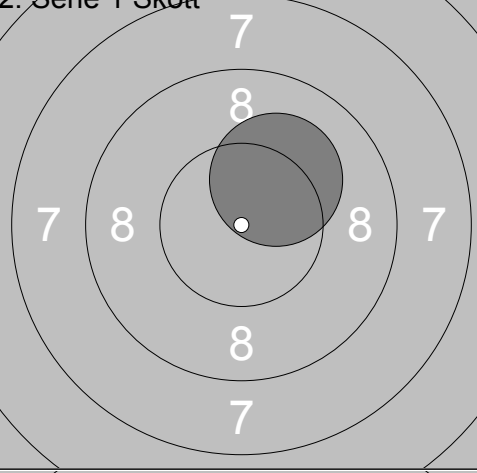
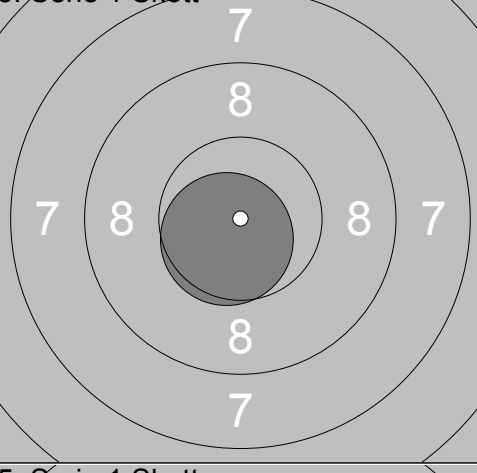
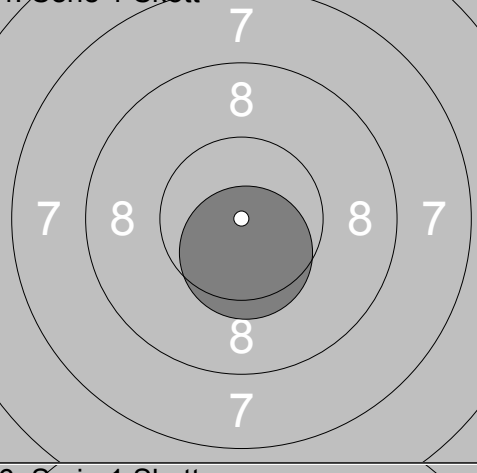

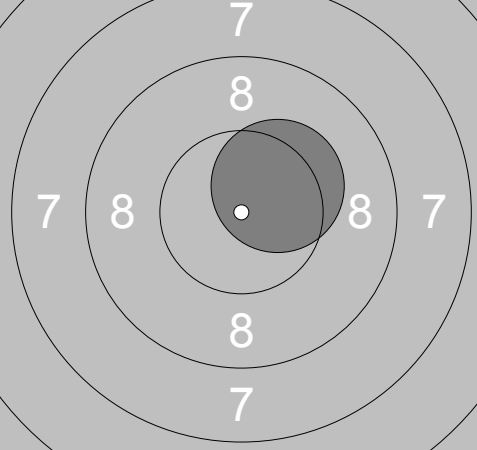
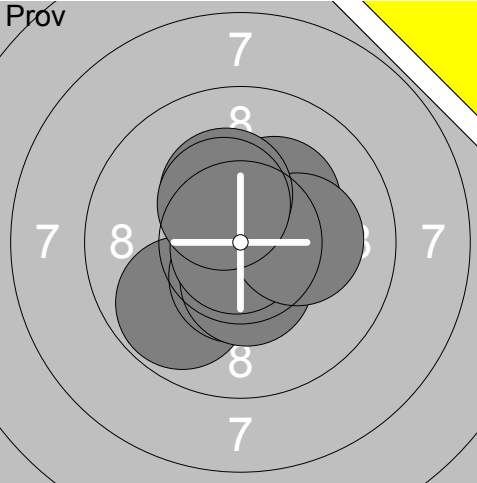
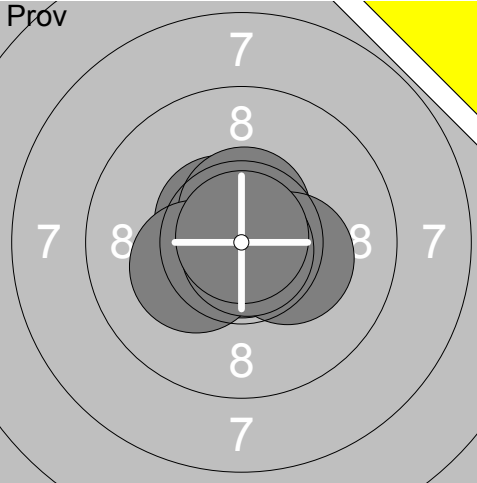
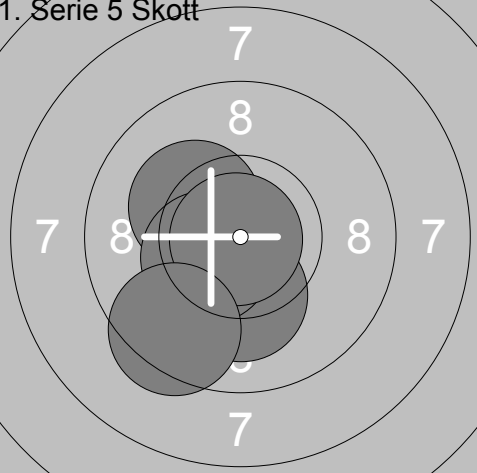
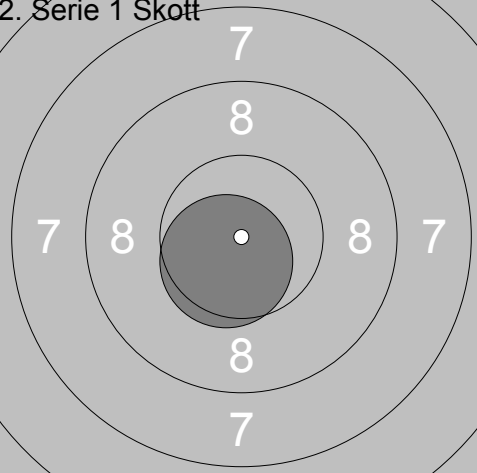
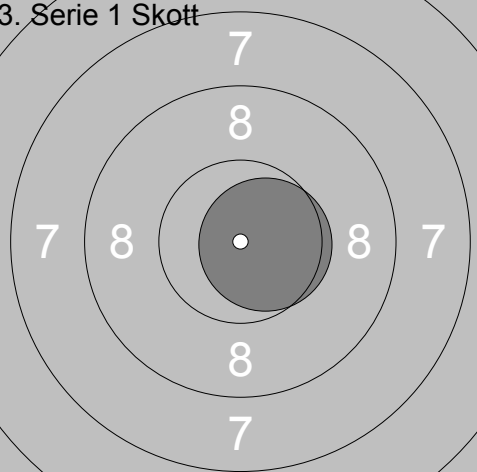
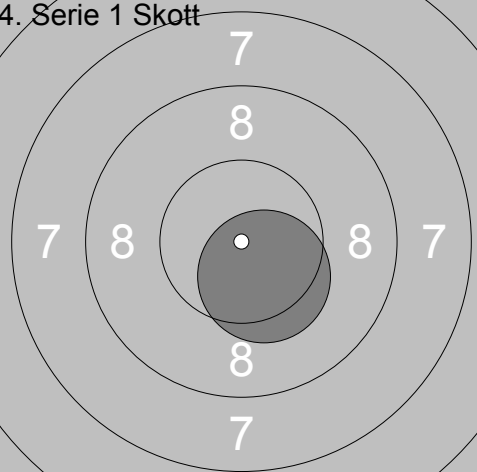
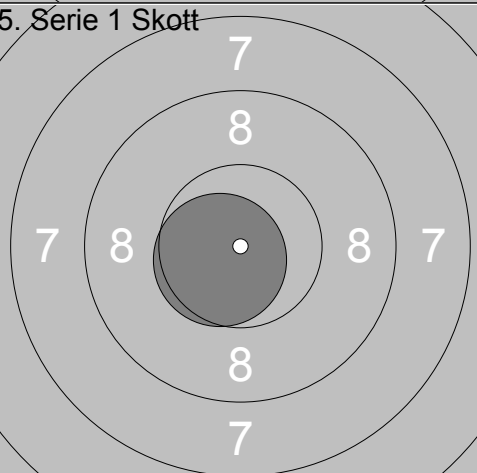
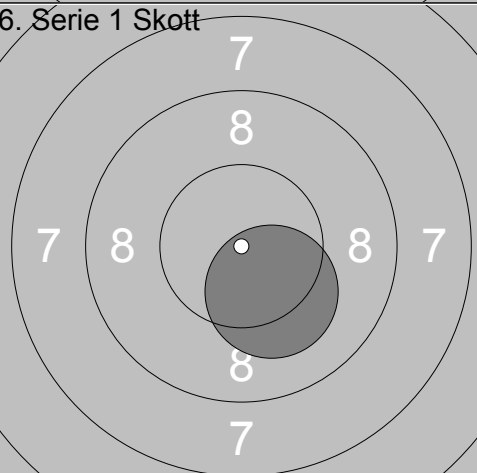


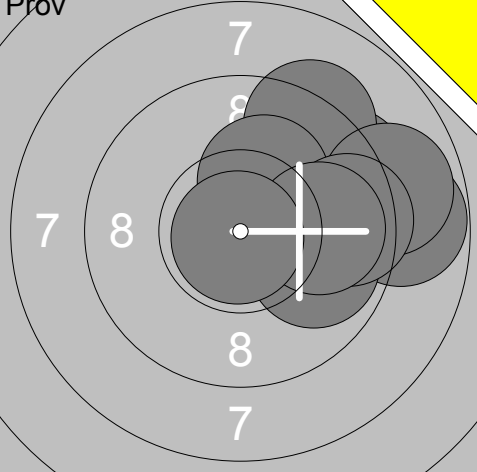
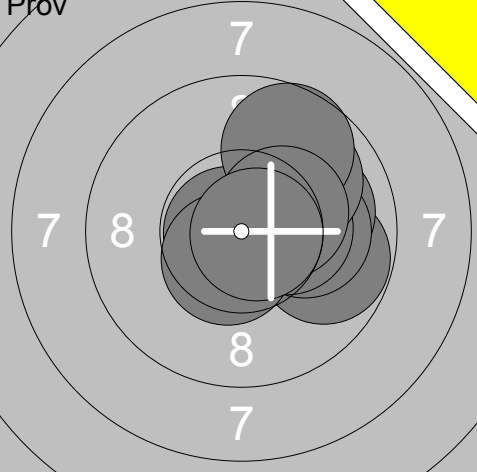
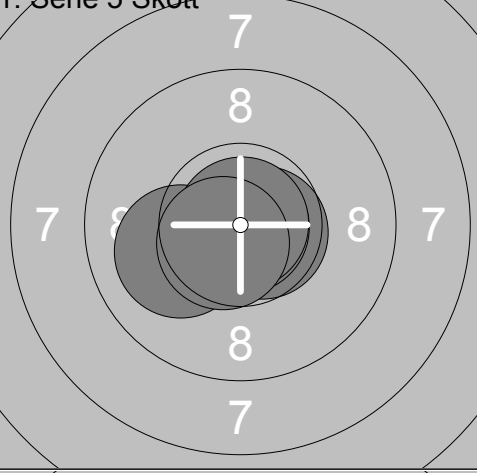
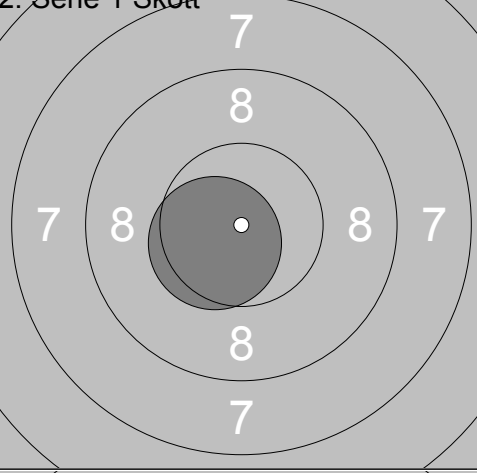
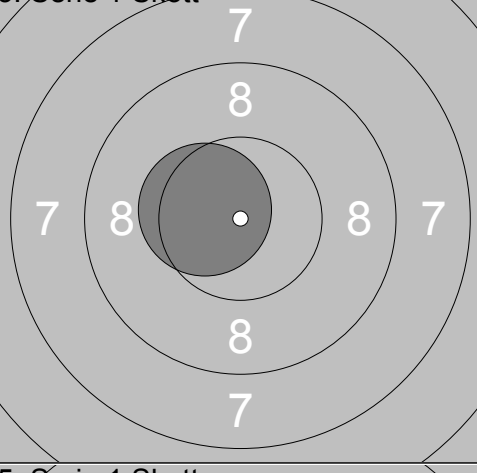
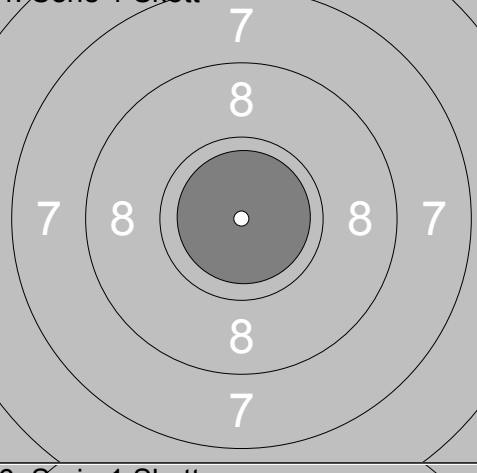

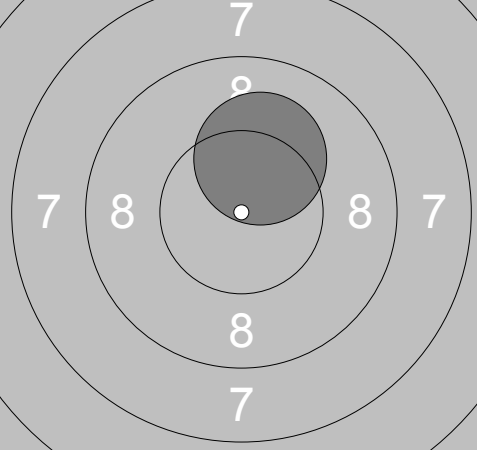
<p>Pröv</p>	<p>1: 10.3x ↖                  2: 10.1 ↓                  3: 10.5x →                  4: 10.8x ↓                  5: 10.4x ←                  6: 10.5x ↗                  7: 10.7x ↘                  8: 10.5x ↗                  9: 10.2x ↖                  10: 10.4x ↗</p> <table border="1" style="width:100%; border-collapse: collapse;"> <tr><td>Serie</td><td style="text-align: right;">104.4</td></tr> <tr><td>Total</td><td style="text-align: right;">400.0</td></tr> </table>	Serie	104.4	Total	400.0	<p>Pröv</p>	<p>11: 10.8x ↓                  12: 10.1 ←                  13: 10.3x ←                  14: 10.5x ↓                  15: 10.8x ↘</p> <table border="1" style="width:100%; border-collapse: collapse;"> <tr><td>Serie</td><td style="text-align: right;">52.5</td></tr> <tr><td>Total</td><td style="text-align: right;">400.0</td></tr> </table>	Serie	52.5	Total	400.0
Serie	104.4										
Total	400.0										
Serie	52.5										
Total	400.0										
<p>1. Serie 5 Skott</p>	<p>1: 10.4x ↓                  2: 10.6x ↖                  3: 10.0 ←                  4: 10.9x ↓                  5: 10.5x ↓</p> <table border="1" style="width:100%; border-collapse: collapse;"> <tr><td>Serie</td><td style="text-align: right;">52.4</td></tr> <tr><td>Total</td><td style="text-align: right;">452.4</td></tr> </table>	Serie	52.4	Total	452.4	<p>2. Serie 1 Skott</p>	<p>1: 10.3x ↓</p> <table border="1" style="width:100%; border-collapse: collapse;"> <tr><td>Serie</td><td style="text-align: right;">10.3</td></tr> <tr><td>Total</td><td style="text-align: right;">462.7</td></tr> </table>	Serie	10.3	Total	462.7
Serie	52.4										
Total	452.4										
Serie	10.3										
Total	462.7										
<p>3. Serie 1 Skott</p>	<p>1: 10.7x ↖</p> <table border="1" style="width:100%; border-collapse: collapse;"> <tr><td>Serie</td><td style="text-align: right;">10.7</td></tr> <tr><td>Total</td><td style="text-align: right;">473.4</td></tr> </table>	Serie	10.7	Total	473.4	<p>4. Serie 1 Skott</p>	<p>1: 10.7x ↖</p> <table border="1" style="width:100%; border-collapse: collapse;"> <tr><td>Serie</td><td style="text-align: right;">10.7</td></tr> <tr><td>Total</td><td style="text-align: right;">484.1</td></tr> </table>	Serie	10.7	Total	484.1
Serie	10.7										
Total	473.4										
Serie	10.7										
Total	484.1										
<p>5. Serie 1 Skott</p>	<p>1: 10.1 ↑</p> <table border="1" style="width:100%; border-collapse: collapse;"> <tr><td>Serie</td><td style="text-align: right;">10.1</td></tr> <tr><td>Total</td><td style="text-align: right;">494.2</td></tr> </table>	Serie	10.1	Total	494.2	<p>6. Serie 1 Skott</p>	<p>1: 9.9 ↖</p> <table border="1" style="width:100%; border-collapse: collapse;"> <tr><td>Serie</td><td style="text-align: right;">9.9</td></tr> <tr><td>Total</td><td style="text-align: right;">504.1</td></tr> </table>	Serie	9.9	Total	504.1
Serie	10.1										
Total	494.2										
Serie	9.9										
Total	504.1										

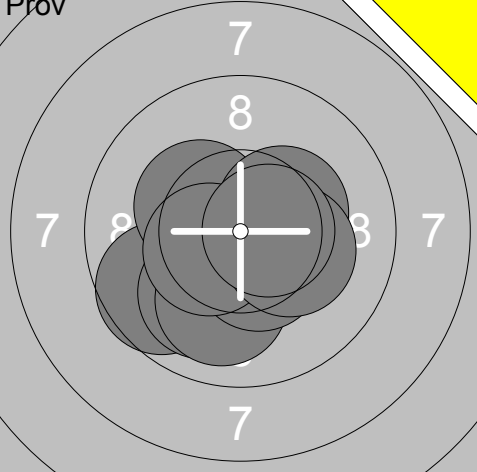
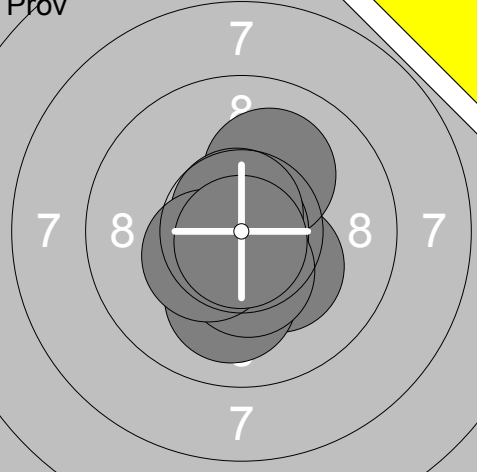
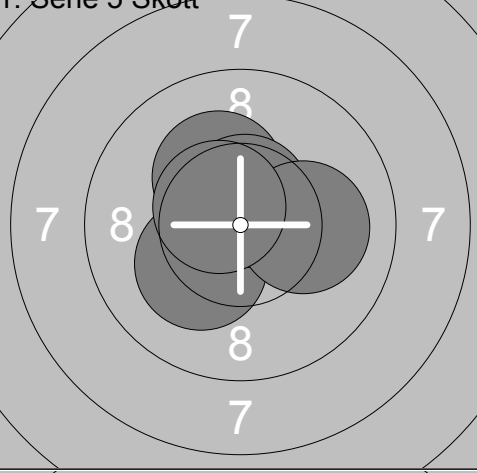
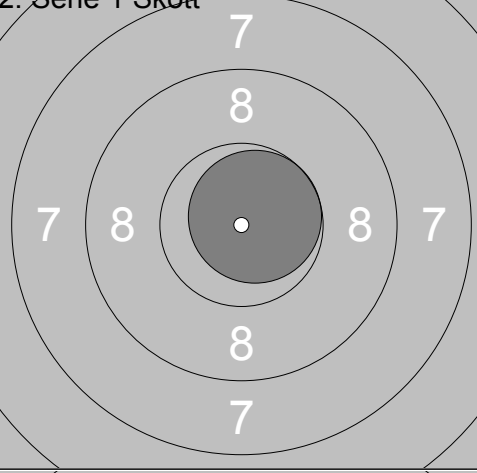
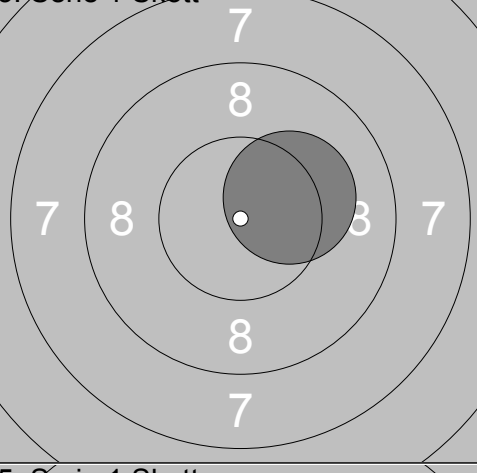
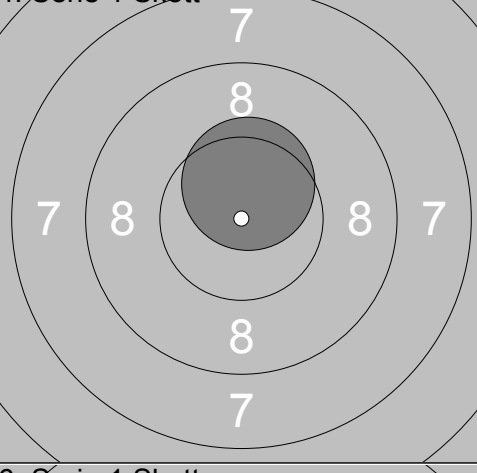
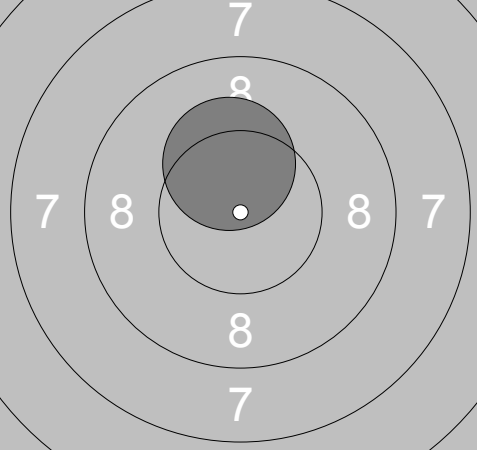
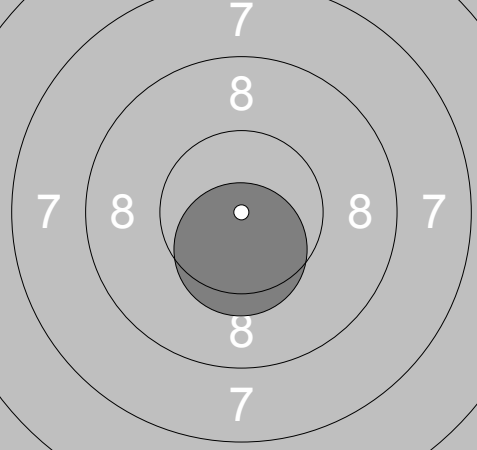
Skjutlag	Tavla	Joel Bergqvist		Vindeln	Umeå	Sitt	Vb
3	12			28.01.2017	Förbundsmästerskap 2017	Ramselefors SKF	
Pröv			1: 10.4x ↘ 2: 10.8x ↘ 3: 9.9 ↓ 4: 10.3x ↓ 5: 10.5x → 6: 10.5x ↗ 7: 10.8x → 8: 9.7 ↙ 9: 10.5x ↙ 10: 10.5x ↗	Pröv			11: 10.4x ← 12: 9.9 ↗ 13: 10.2x ← 14: 10.0 → 15: 10.6x ← 16: 10.8x ↓
		Serie	103.9			Serie	61.9
		Total	400.0			Total	400.0
1. Serie 5 Skott			1: 10.6x ↘ 2: 10.4x ↘ 3: 10.3x → 4: 10.6x ↗ 5: 10.4x ↑	2. Serie 1 Skott			1: 10.6x ↗
		Serie	52.3			Serie	10.6
		Total	452.3			Total	462.9
3. Serie 1 Skott			1: 10.6x ←	4. Serie 1 Skott			1: 10.3x ↗
		Serie	10.6			Serie	10.3
		Total	473.5			Total	483.8
5. Serie 1 Skott			1: 10.4x ↗	6. Serie 1 Skott			1: 10.5x ↗
		Serie	10.4			Serie	10.5
		Total	494.2			Total	504.7

<p>Pröv</p> 	<p>1: 9.9 →</p> <p>2: 10.5x ↗</p> <p>3: 10.5x ↓</p> <p>4: 10.8x →</p> <p>5: 10.3x ↓</p> <p>6: 10.4x ↘</p> <p>7: 10.5x ↗</p> <p>8: 10.8x ←</p> <p>9: 10.5x ↓</p> <p>10: 10.5x →</p>	<p>1. Serie 5 Skott</p> 	<p>1: 10.7x →</p> <p>2: 10.8x ↗</p> <p>3: 10.6x →</p> <p>4: 10.7x ↘</p> <p>5: 10.4x →</p>
Serie 104.7	Total 400.0	Serie 53.2	Total 453.2
<p>2. Serie 1 Skott</p> 	<p>1: 10.8x ↙</p>	<p>3. Serie 1 Skott</p> 	<p>1: 10.8x ↓</p>
Serie 10.8	Total 464.0	Serie 10.8	Total 474.8
<p>4. Serie 1 Skott</p> 	<p>1: 10.4x ↙</p>	<p>5. Serie 1 Skott</p> 	<p>1: 10.7x ↓</p>
Serie 10.4	Total 485.2	Serie 10.7	Total 495.9
<p>6. Serie 1 Skott</p> 	<p>1: 10.0 ←</p>		
Serie 10.0	Total 505.9		

Pröv 	1: 10.1 → 2: 10.7x ↓ 3: 10.7x ↓ 4: 10.5x → 5: 10.4x ↘ 6: 10.6x ↘ 7: 10.3x ↘ 8: 10.3x ← 9: 10.8x ← 10: 10.5x ←	Pröv 	11: 10.5x → 12: 10.4x ↘ 13: 10.7x ← 15: 10.4x ↑ 16: 10.8x ↘ 17: 10.8x ←
	Serie 104.9 Total 400.0		Serie 63.6 Total 400.0
1. Serie 5 Skott 	1: 10.4x ↑ 2: 10.5x ↓ 3: 10.7x ↓ 4: 10.5x ↓ 5: 10.8x →	2. Serie 1 Skott 	1: 10.2x ↗
	Serie 52.9 Total 452.9		Serie 10.2 Total 463.1
3. Serie 1 Skott 	1: 10.6x ↘	4. Serie 1 Skott 	1: 10.5x ↓
	Serie 10.6 Total 473.7		Serie 10.5 Total 484.2
5. Serie 1 Skott 	1: 10.6x ↘	6. Serie 1 Skott 	1: 10.3x ↗
	Serie 10.6 Total 494.8		Serie 10.3 Total 505.1

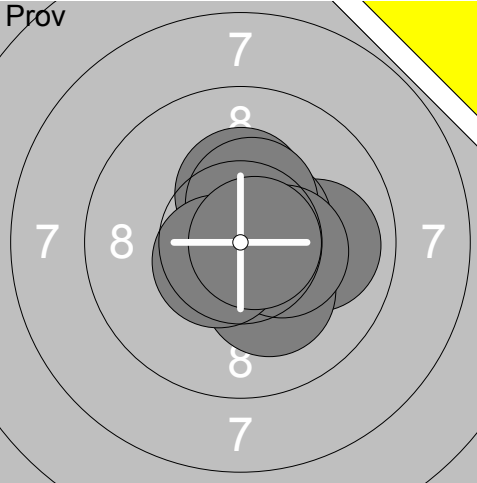
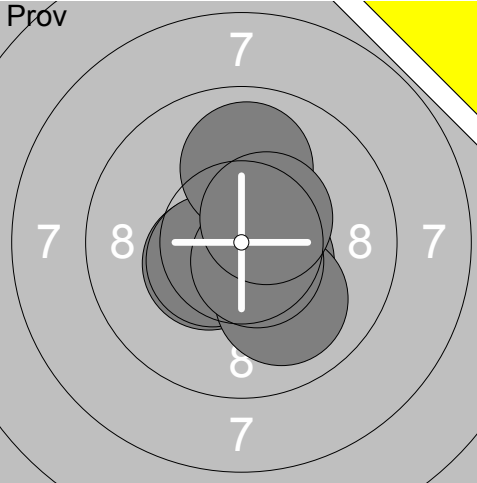
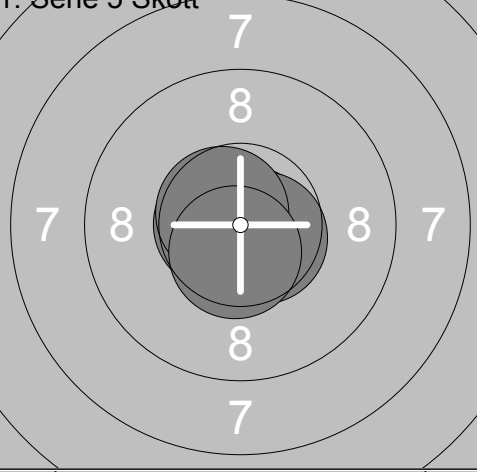
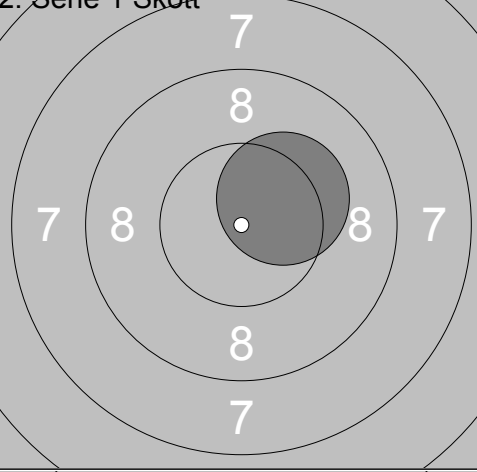
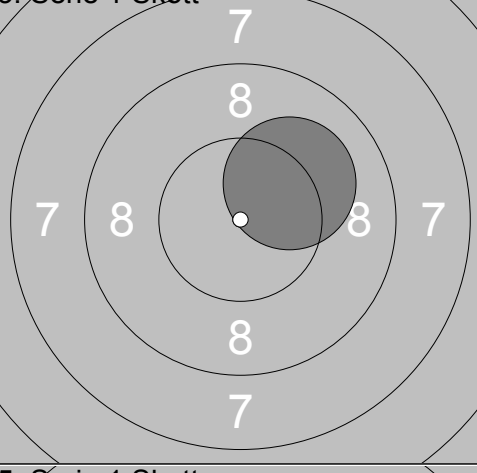
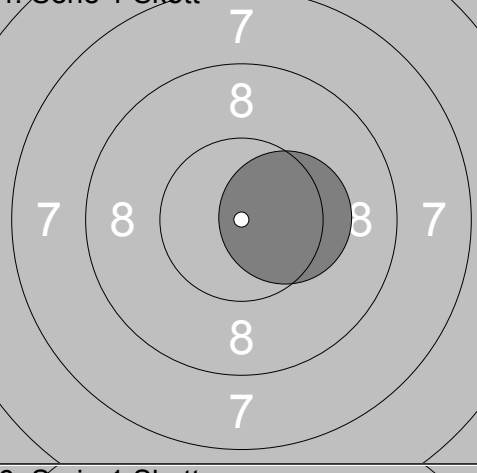
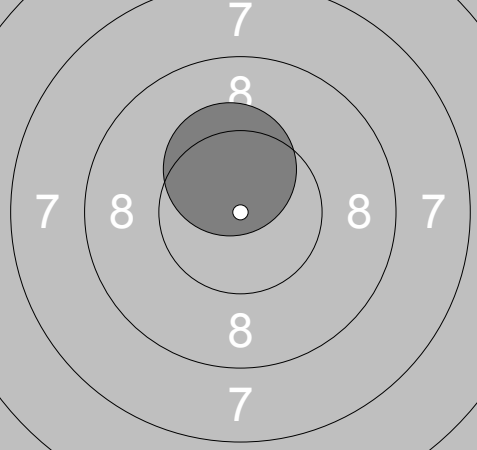
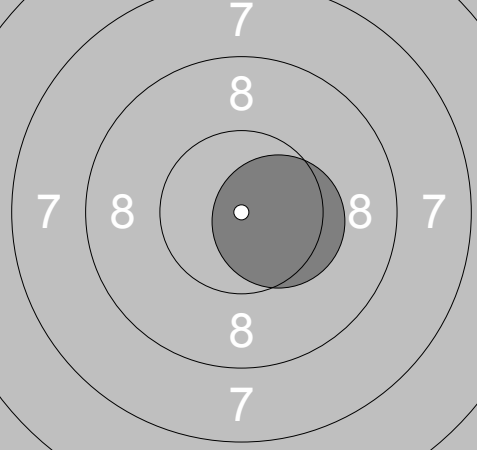
Skjutlag	Tavla	Jordan Olsson		Vindeln	Umeå	Sitt	Vb
3	15			28.01.2017	Förbundsmästerskap 2017	Ramselefors SKF	
Pröv			1: 9.8 ↙ 2: 10.8x ↑ 3: 10.6x → 4: 10.5x ↓ 5: 10.4x ↓ 6: 10.2x ↗ 7: 10.9x ↙ 8: 10.2x → 9: 10.3x ↑ 10: 10.4x ↗	Pröv			11: 10.6x ↖ 12: 10.6x ↑ 13: 10.8x ↓ 14: 10.3x ↖ 15: 10.3x → 16: 10.8x ↘ 17: 10.9x ↑
		Serie	104.1			Serie	74.3
		Total	399.0			Total	399.0
1. Serie 5 Skott			1: 10.2x ↓ 2: 10.2x ↖ 3: 10.4x ↖ 4: 10.9x ↖ 5: 9.4 ↘	2. Serie 1 Skott			1: 10.6x ↘
		Serie	51.1			Serie	10.6
		Total	450.1			Total	460.7
3. Serie 1 Skott			1: 10.6x →	4. Serie 1 Skott			1: 10.4x ↘
		Serie	10.6			Serie	10.4
		Total	471.3			Total	481.7
5. Serie 1 Skott			1: 10.6x ↖	6. Serie 1 Skott			1: 10.2x ↘
		Serie	10.6			Serie	10.2
		Total	492.3			Total	502.5

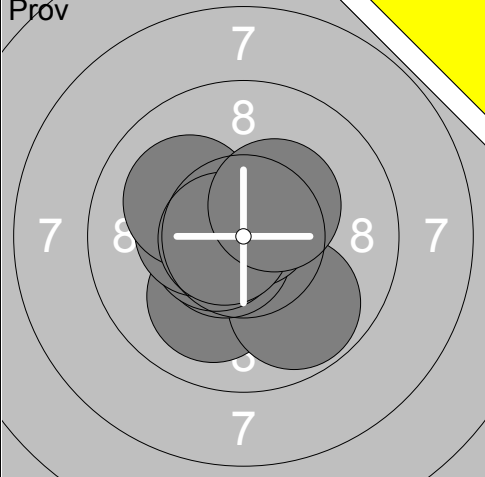
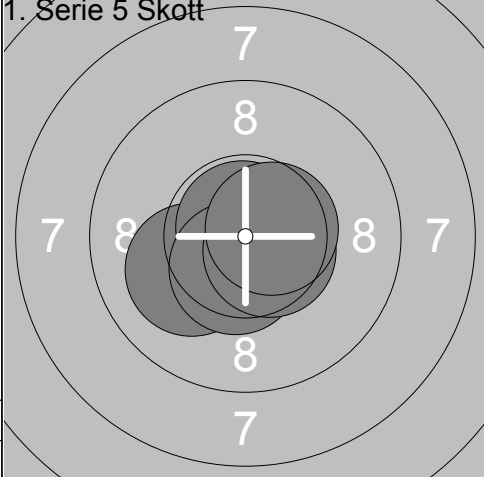


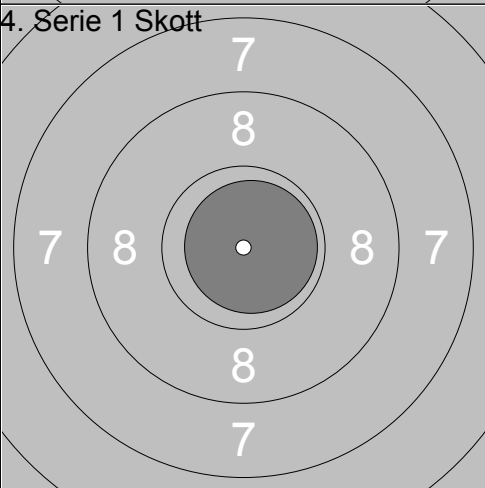
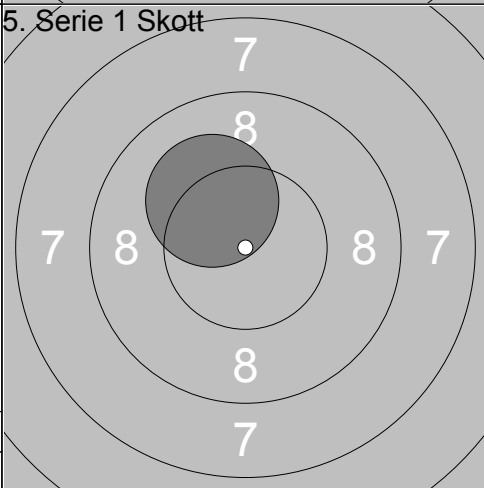

Pröv 	1: 8.8 → 2: 9.4 ↗ 3: 10.1 ↗ 4: 9.2 ↗ 5: 8.9 → 6: 10.2x ↗ 7: 9.9 → 8: 9.5 → 9: 9.9 → 10: 10.9x ↓ <hr/> Serie 96.8 Total 399.0	Pröv 	11: 9.8 → 12: 10.0 → 13: 10.1 → 14: 10.3x → 15: 9.9 ↗ 16: 10.8x ← 17: 9.7 ↗ 18: 10.3x → 19: 10.5x ↓ 20: 10.7x → <hr/> Serie 102.1 Total 399.0
1. Serie 5 Skott 	1: 10.1 ← 2: 10.6x → 3: 10.9x ↘ 4: 10.9x ↗ 5: 10.6x ↙ <hr/> Serie 53.1 Total 452.1	2. Serie 1 Skott 	1: 10.5x ← <hr/> Serie 10.5 Total 462.6
3. Serie 1 Skott 	1: 10.5x ← <hr/> Serie 10.5 Total 473.1	4. Serie 1 Skott 	1: 10.9x ↗ <hr/> Serie 10.9 Total 484.0
5. Serie 1 Skott 	1: 10.6x ↖ <hr/> Serie 10.6 Total 494.6	6. Serie 1 Skott 	1: 10.2x ↗ <hr/> Serie 10.2 Total 504.8

<b>Pröv</b>			
	<ul style="list-style-type: none"> <li>1: 10.4x ↙</li> <li>2: 9.6 ↙</li> <li>3: 10.0 ↙</li> <li>4: 10.0 ↓</li> <li>5: 10.4x ↓</li> <li>6: 10.3x ↗</li> <li>7: 10.5x ↙</li> <li>8: 10.3x ↗</li> <li>9: 10.2x ➡</li> <li>10: 10.6x ➡</li> </ul>		<ul style="list-style-type: none"> <li>11: 10.3x ↘</li> <li>12: 10.1 ↓</li> <li>13: 10.1 ↗</li> <li>14: 10.9x ↘</li> <li>15: 10.9x ↗</li> <li>16: 10.7x ↗</li> <li>17: 10.4x ↓</li> <li>18: 10.4x ↙</li> <li>19: 10.8x ↓</li> </ul>
	Serie 102.3		Serie 94.6
	Total 398.0		Total 398.0
<b>1. Serie 5 Skott</b>	<ul style="list-style-type: none"> <li>1: 10.2x ↗</li> <li>2: 10.2x ↙</li> <li>3: 10.6x ↗</li> <li>4: 10.1 ➡</li> <li>5: 10.6x ↙</li> </ul>	<b>2. Serie 1 Skott</b>	1: 10.7x ↗
	Serie 51.7		Serie 10.7
	Total 449.7		Total 460.4
<b>3. Serie 1 Skott</b>	1: 10.2x ↗	<b>4. Serie 1 Skott</b>	1: 10.5x ↗
	Serie 10.2		Serie 10.5
	Total 470.6		Total 481.1
<b>5. Serie 1 Skott</b>	1: 10.3x ↗	<b>6. Serie 1 Skott</b>	1: 10.4x ↓
	Serie 10.3		Serie 10.4
	Total 491.4		Total 501.8

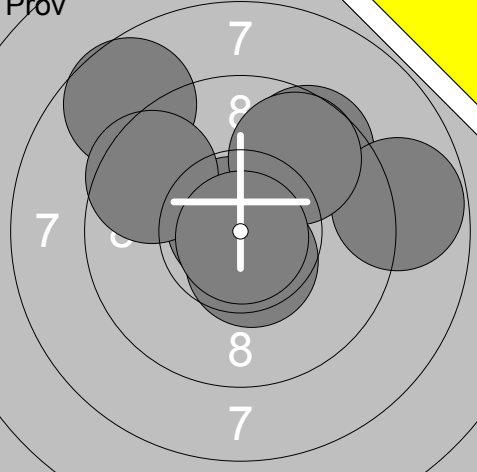
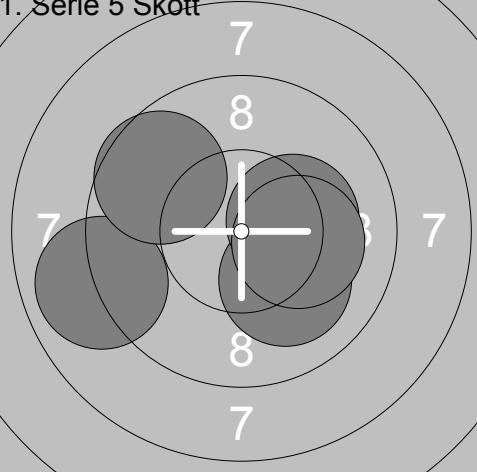
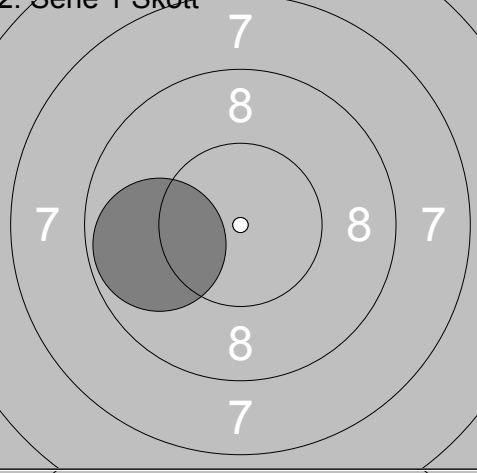
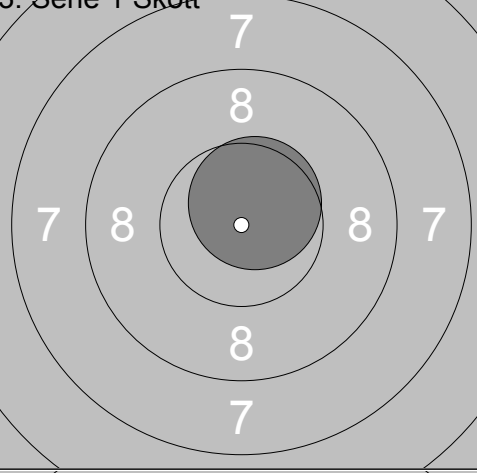
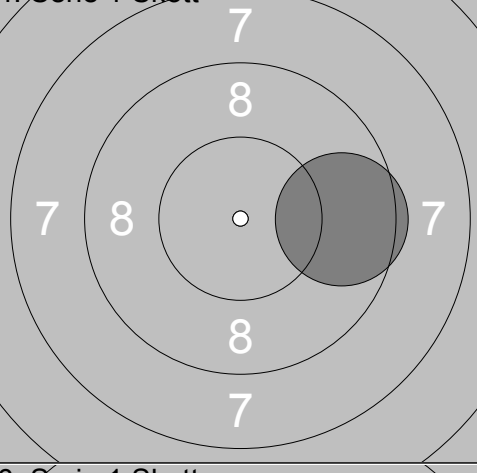
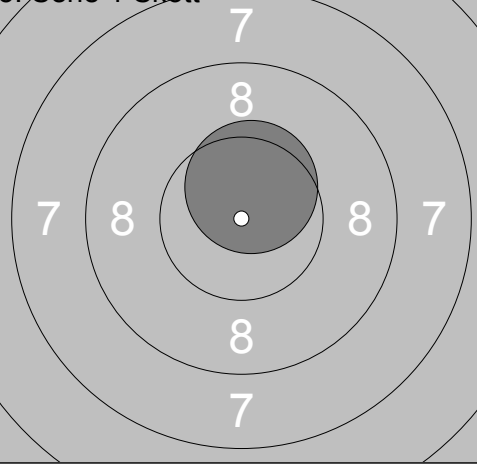
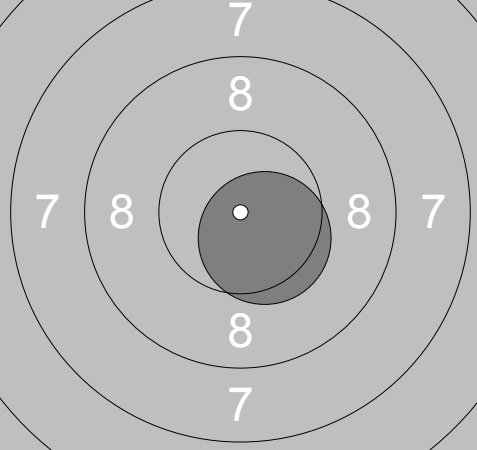
<p>Pröv</p>	<p>1: 10.7x ←                  2: 10.4x ←                  3: 10.5x ↘                  4: 10.6x ↘                  5: 10.0 ←                  6: 10.2x ↑                  7: 10.3x ↗                  8: 9.9 ↗                  9: 9.9 ↗                  10: 10.3x ↗</p> <table border="1" style="width:100%; border-collapse: collapse;"> <tr><td>Serie</td><td style="text-align: right;">102.8</td></tr> <tr><td>Total</td><td style="text-align: right;">398.0</td></tr> </table>	Serie	102.8	Total	398.0	<p>Pröv</p>	<p>11: 9.9 ↘                  12: 10.3x ←                  13: 9.8 ←                  14: 9.8 ↘</p> <table border="1" style="width:100%; border-collapse: collapse;"> <tr><td>Serie</td><td style="text-align: right;">39.8</td></tr> <tr><td>Total</td><td style="text-align: right;">398.0</td></tr> </table>	Serie	39.8	Total	398.0
Serie	102.8										
Total	398.0										
Serie	39.8										
Total	398.0										
<p>1. Serie 5 Skott</p>	<p>1: 9.9 ↘                  2: 10.3x ↘                  3: 10.5x →                  4: 9.9 ↘                  5: 10.1 ↗</p> <table border="1" style="width:100%; border-collapse: collapse;"> <tr><td>Serie</td><td style="text-align: right;">50.7</td></tr> <tr><td>Total</td><td style="text-align: right;">448.7</td></tr> </table>	Serie	50.7	Total	448.7	<p>2. Serie 1 Skott</p>	<p>1: 10.5x ↗</p> <table border="1" style="width:100%; border-collapse: collapse;"> <tr><td>Serie</td><td style="text-align: right;">10.5</td></tr> <tr><td>Total</td><td style="text-align: right;">459.2</td></tr> </table>	Serie	10.5	Total	459.2
Serie	50.7										
Total	448.7										
Serie	10.5										
Total	459.2										
<p>3. Serie 1 Skott</p>	<p>1: 10.0 ↗</p> <table border="1" style="width:100%; border-collapse: collapse;"> <tr><td>Serie</td><td style="text-align: right;">10.0</td></tr> <tr><td>Total</td><td style="text-align: right;">469.2</td></tr> </table>	Serie	10.0	Total	469.2	<p>4. Serie 1 Skott</p>	<p>1: 9.5 ↗</p> <table border="1" style="width:100%; border-collapse: collapse;"> <tr><td>Serie</td><td style="text-align: right;">9.5</td></tr> <tr><td>Total</td><td style="text-align: right;">478.7</td></tr> </table>	Serie	9.5	Total	478.7
Serie	10.0										
Total	469.2										
Serie	9.5										
Total	478.7										
<p>5. Serie 1 Skott</p>	<p>1: 10.1 ↗</p> <table border="1" style="width:100%; border-collapse: collapse;"> <tr><td>Serie</td><td style="text-align: right;">10.1</td></tr> <tr><td>Total</td><td style="text-align: right;">488.8</td></tr> </table>	Serie	10.1	Total	488.8	<p>6. Serie 1 Skott</p>	<p>1: 10.0 ↗</p> <table border="1" style="width:100%; border-collapse: collapse;"> <tr><td>Serie</td><td style="text-align: right;">10.0</td></tr> <tr><td>Total</td><td style="text-align: right;">498.8</td></tr> </table>	Serie	10.0	Total	498.8
Serie	10.1										
Total	488.8										
Serie	10.0										
Total	498.8										



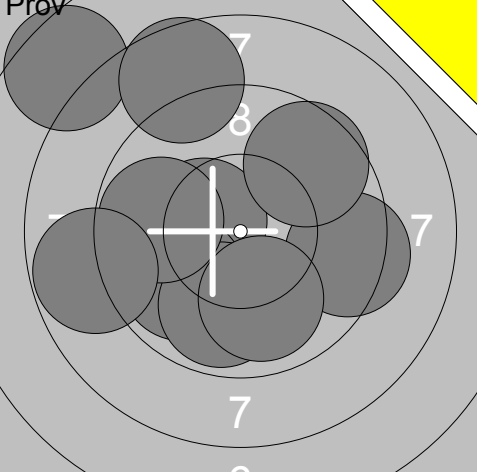

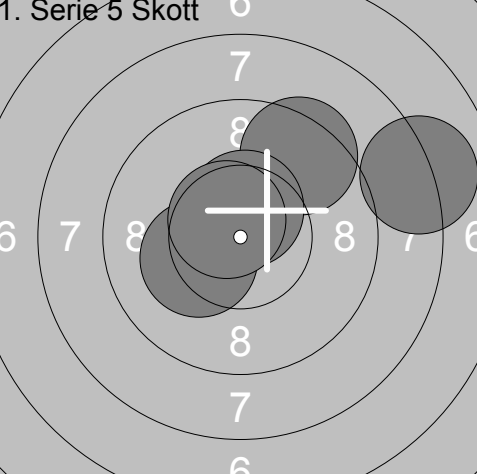
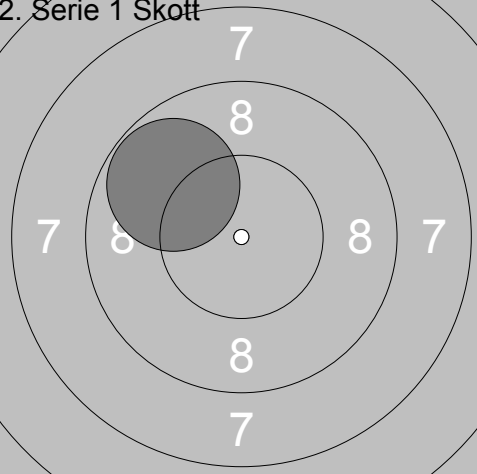
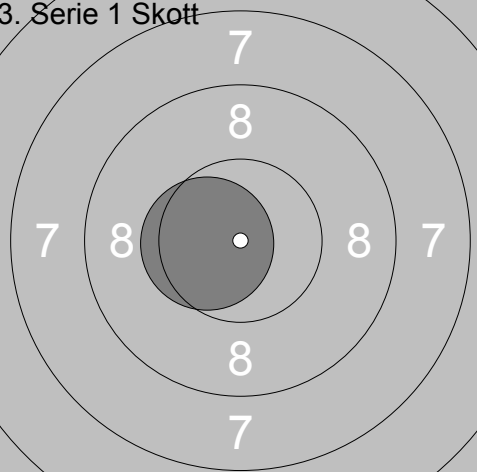
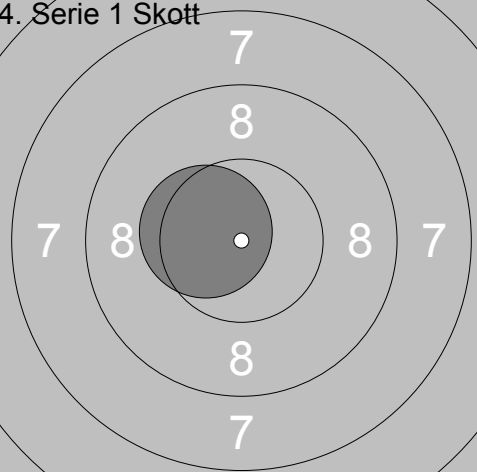
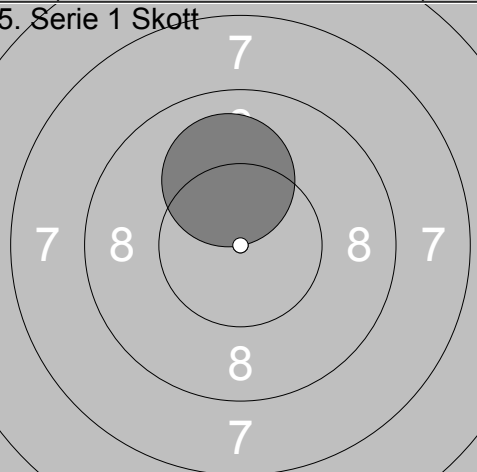
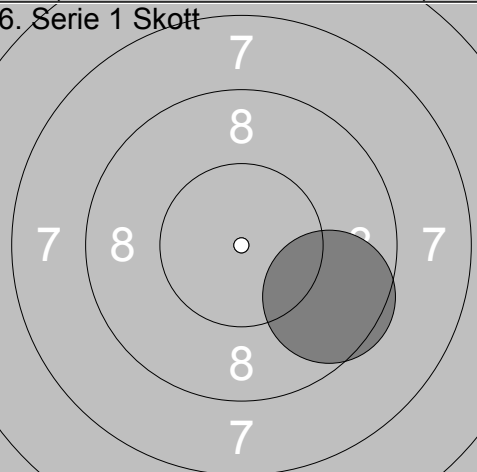
Skjutlag	Tavla	Fluk Jonsson		Vindeln	Ramselefors	Sitt	Vb
3	19			28.01.2017	Förbundsmästerskap 2017	Ramselefors SKF	
Pröv			1: 9.9 → 2: 10.7x → 3: 10.5x ↗ 4: 10.3x ↑ 6: 10.4x ↑ 7: 10.2x ↓ 8: 10.4x → 9: 10.6x ↙ 10: 10.8x →	Pröv			11: 10.4x ↙ 12: 10.5x ↙ 13: 10.5x ↘ 14: 10.0 ↓ 15: 10.6x ↓ 16: 9.9 ↑ 17: 10.5x ↗
		Serie	93.8			Serie	72.4
		Total	397.0			Total	397.0
1. Serie 5 Skott			1: 10.8x ↘ 2: 10.6x ↘ 3: 10.7x ← 4: 10.7x ↗ 5: 10.6x ↓	2. Serie 1 Skott			1: 10.3x ↗
		Serie	53.4			Serie	10.3
		Total	450.4			Total	460.7
3. Serie 1 Skott			1: 10.1 ↗	4. Serie 1 Skott			1: 10.4x →
		Serie	10.1			Serie	10.4
		Total	470.8			Total	481.2
5. Serie 1 Skott			1: 10.3x ↑	6. Serie 1 Skott			1: 10.4x →
		Serie	10.3			Serie	10.4
		Total	491.5			Total	501.9

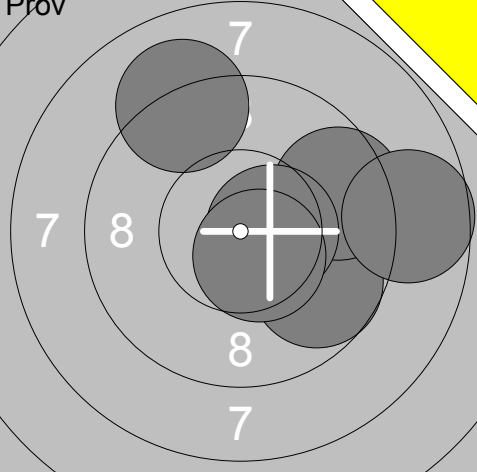
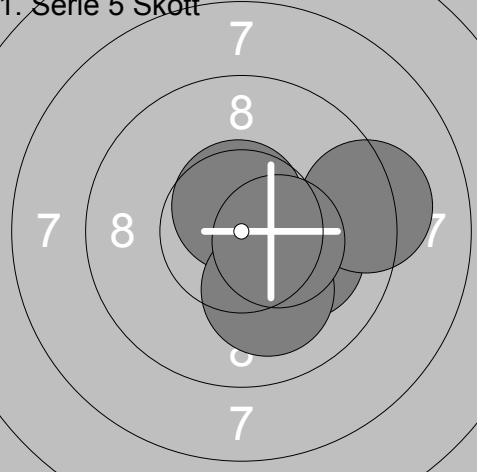
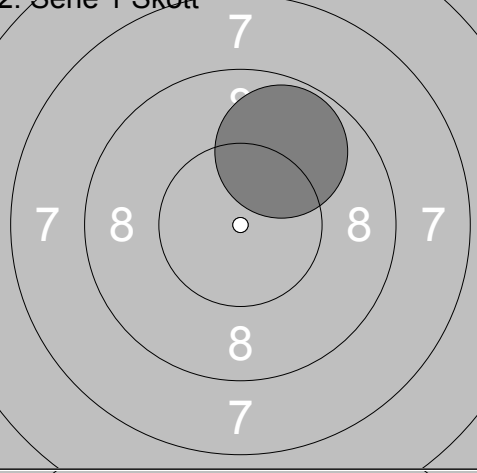
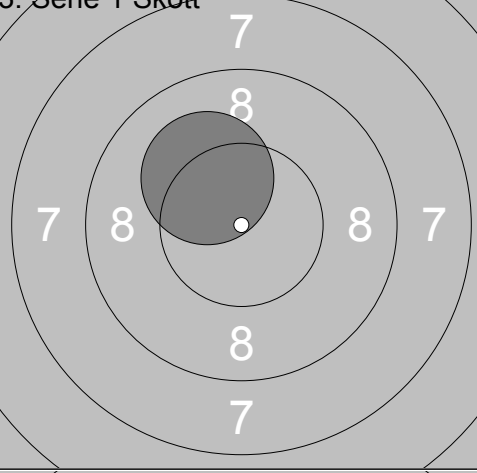
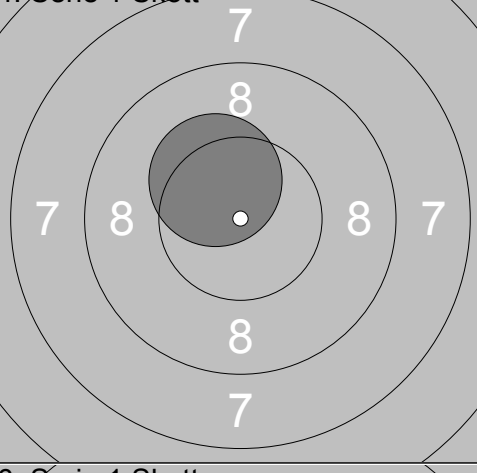
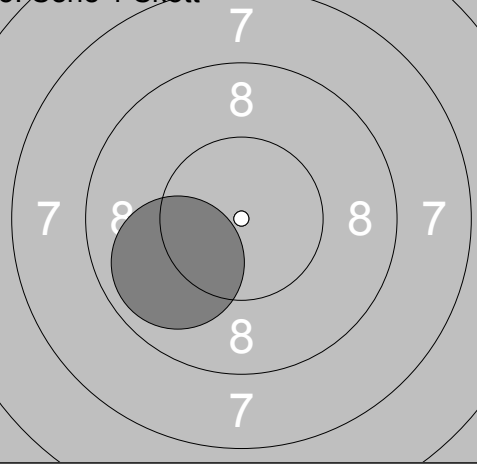
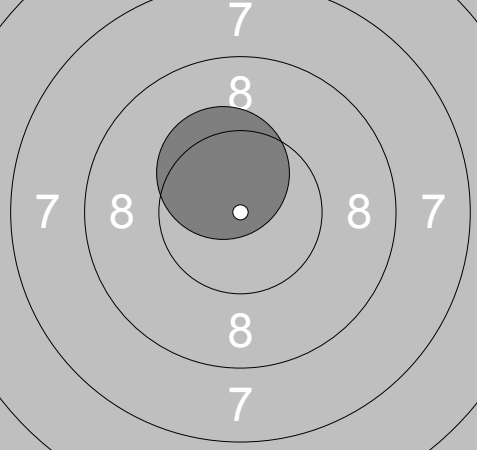
<p>Pröv</p> 	<p>1: 10.1 ↙ 2: 9.8 ↘ 3: 10.5x ↗ 4: 10.6x ↘ 5: 10.6x ← 6: 10.7x ↗ 7: 10.4x ← 8: 10.1 ↗ 9: 10.7x ← 10: 10.4x ↗</p> <p>Serie 103.9 Total 396.0</p>	<p>1. Serie 5 Skott</p> 	<p>1: 10.1 ↙ 2: 10.8x ↗ 3: 10.5x ↘ 4: 10.6x ↘ 5: 10.6x →</p> <p>Serie 52.6 Total 448.6</p>
<p>2. Serie 1 Skott</p> 	<p>1: 10.6x →</p> <p>Serie 10.6 Total 459.2</p>	<p>3. Serie 1 Skott</p> 	<p>1: 10.6x ↗</p> <p>Serie 10.6 Total 469.8</p>
<p>4. Serie 1 Skott</p> 	<p>1: 10.8x →</p> <p>Serie 10.8 Total 480.6</p>	<p>5. Serie 1 Skott</p> 	<p>1: 10.2x ↗</p> <p>Serie 10.2 Total 490.8</p>
<p>6. Serie 1 Skott</p> 	<p>1: 10.3x ↗</p> <p>Serie 10.3 Total 501.1</p>		

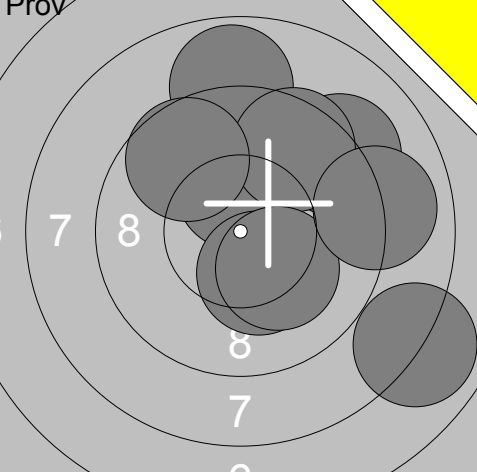
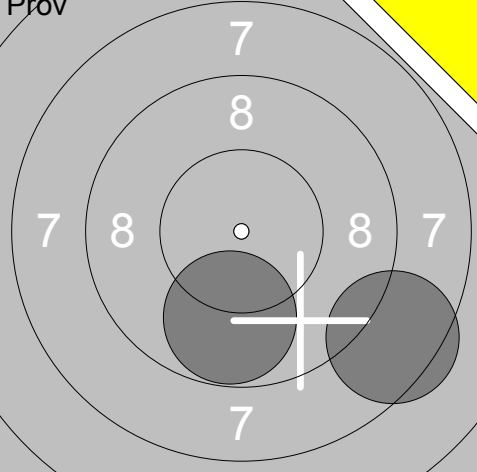
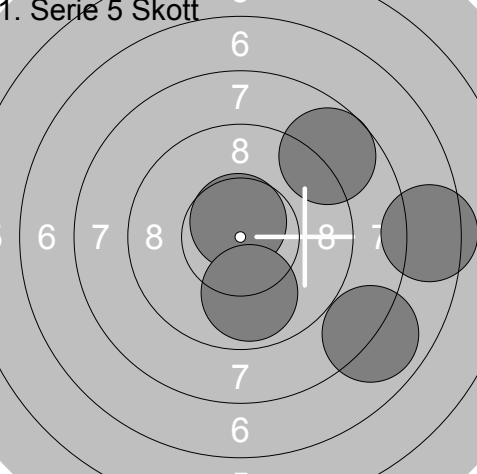
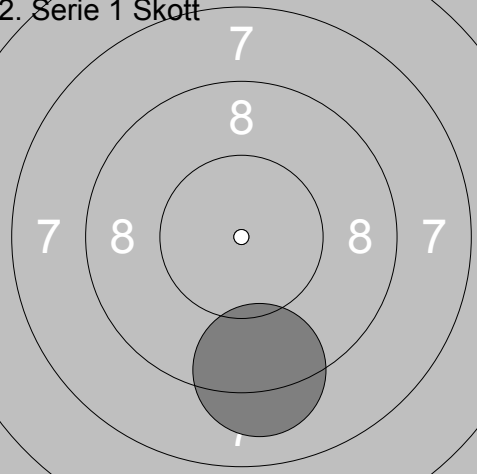
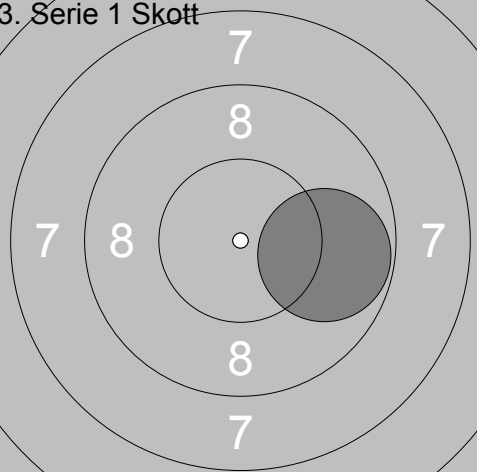
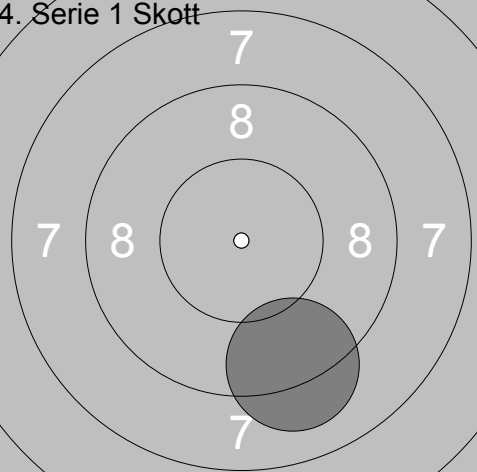
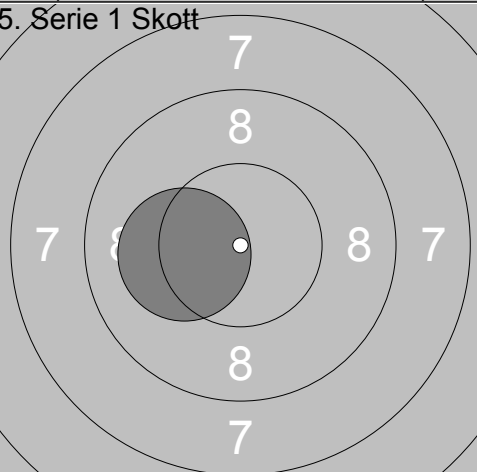
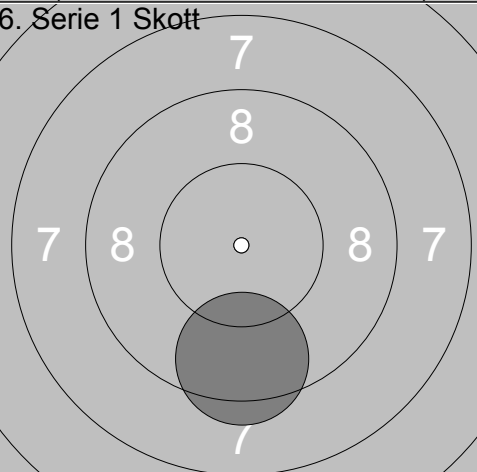
<p><b>Pröv</b></p>	<p>1: 10.2x ↑ 2: 9.9 ↓ 3: 10.5x ← 4: 10.6x ↓ 5: 10.4x ← 6: 9.9 ↓ 7: 10.0 ↓ 8: 10.4x →</p>	<p><b>1. Serie 5 Skott</b></p>	<p>1: 10.3x → 2: 10.6x ↓ 3: 10.8x ↗ 4: 10.2x ↗ 5: 10.2x ↑</p>
Serie 81.9 Total 390.0	Serie 52.1 Total 442.1		
<p><b>2. Serie 1 Skott</b></p>	<p>1: 9.6 ↓</p>	<p><b>3. Serie 1 Skott</b></p>	<p>1: 10.0 ↘</p>
Serie 9.6 Total 451.7	Serie 10.0 Total 461.7		
<p><b>4. Serie 1 Skott</b></p>	<p>1: 9.8 ↘</p>	<p><b>5. Serie 1 Skott</b></p>	<p>1: 10.5x ↓</p>
Serie 9.8 Total 471.5	Serie 10.5 Total 482.0		
<p><b>6. Serie 1 Skott</b></p>	<p>1: 10.1 ↓</p>		
Serie 10.1 Total 492.1			

<b>Pröv</b> 	<table style="width:100%; border-collapse: collapse;"> <tr><td>1: 9.5 ↗</td></tr> <tr><td>2: 10.8x ↗</td></tr> <tr><td>3: 10.5x ↓</td></tr> <tr><td>4: 8.7 ↗</td></tr> <tr><td>5: 8.8 →</td></tr> <tr><td>6: 9.5 ↗</td></tr> <tr><td>7: 9.7 ↗</td></tr> <tr><td>8: 10.9x ↓</td></tr> </table> <table style="width:100%; border-collapse: collapse; margin-top: 5px;"> <tr><td style="border-top: 1px solid black;">Serie</td><td style="border-top: 1px solid black; text-align: right;">78.4</td></tr> <tr><td style="border-top: 1px solid black;">Total</td><td style="border-top: 1px solid black; text-align: right;">381.0</td></tr> </table>	1: 9.5 ↗	2: 10.8x ↗	3: 10.5x ↓	4: 8.7 ↗	5: 8.8 →	6: 9.5 ↗	7: 9.7 ↗	8: 10.9x ↓	Serie	78.4	Total	381.0	<b>1. Serie 5 Skott</b>  <table style="width:100%; border-collapse: collapse; margin-top: 5px;"> <tr><td>1: 10.1 ↓</td></tr> <tr><td>2: 10.2x →</td></tr> <tr><td>3: 8.9 ←</td></tr> <tr><td>4: 9.6 ↗</td></tr> <tr><td>5: 10.2x →</td></tr> </table> <table style="width:100%; border-collapse: collapse; margin-top: 5px;"> <tr><td style="border-top: 1px solid black;">Serie</td><td style="border-top: 1px solid black; text-align: right;">49.0</td></tr> <tr><td style="border-top: 1px solid black;">Total</td><td style="border-top: 1px solid black; text-align: right;">430.0</td></tr> </table>	1: 10.1 ↓	2: 10.2x →	3: 8.9 ←	4: 9.6 ↗	5: 10.2x →	Serie	49.0	Total	430.0
1: 9.5 ↗																							
2: 10.8x ↗																							
3: 10.5x ↓																							
4: 8.7 ↗																							
5: 8.8 →																							
6: 9.5 ↗																							
7: 9.7 ↗																							
8: 10.9x ↓																							
Serie	78.4																						
Total	381.0																						
1: 10.1 ↓																							
2: 10.2x →																							
3: 8.9 ←																							
4: 9.6 ↗																							
5: 10.2x →																							
Serie	49.0																						
Total	430.0																						
<b>2. Serie 1 Skott</b>  <table style="width:100%; border-collapse: collapse; margin-top: 5px;"> <tr><td>1: 9.8 ←</td></tr> </table> <table style="width:100%; border-collapse: collapse; margin-top: 5px;"> <tr><td style="border-top: 1px solid black;">Serie</td><td style="border-top: 1px solid black; text-align: right;">9.8</td></tr> <tr><td style="border-top: 1px solid black;">Total</td><td style="border-top: 1px solid black; text-align: right;">439.8</td></tr> </table>	1: 9.8 ←	Serie	9.8	Total	439.8	<b>3. Serie 1 Skott</b>  <table style="width:100%; border-collapse: collapse; margin-top: 5px;"> <tr><td>1: 10.6x ↗</td></tr> </table> <table style="width:100%; border-collapse: collapse; margin-top: 5px;"> <tr><td style="border-top: 1px solid black;">Serie</td><td style="border-top: 1px solid black; text-align: right;">10.6</td></tr> <tr><td style="border-top: 1px solid black;">Total</td><td style="border-top: 1px solid black; text-align: right;">450.4</td></tr> </table>	1: 10.6x ↗	Serie	10.6	Total	450.4												
1: 9.8 ←																							
Serie	9.8																						
Total	439.8																						
1: 10.6x ↗																							
Serie	10.6																						
Total	450.4																						
<b>4. Serie 1 Skott</b>  <table style="width:100%; border-collapse: collapse; margin-top: 5px;"> <tr><td>1: 9.6 →</td></tr> </table> <table style="width:100%; border-collapse: collapse; margin-top: 5px;"> <tr><td style="border-top: 1px solid black;">Serie</td><td style="border-top: 1px solid black; text-align: right;">9.6</td></tr> <tr><td style="border-top: 1px solid black;">Total</td><td style="border-top: 1px solid black; text-align: right;">460.0</td></tr> </table>	1: 9.6 →	Serie	9.6	Total	460.0	<b>5. Serie 1 Skott</b>  <table style="width:100%; border-collapse: collapse; margin-top: 5px;"> <tr><td>1: 10.5x ↗</td></tr> </table> <table style="width:100%; border-collapse: collapse; margin-top: 5px;"> <tr><td style="border-top: 1px solid black;">Serie</td><td style="border-top: 1px solid black; text-align: right;">10.5</td></tr> <tr><td style="border-top: 1px solid black;">Total</td><td style="border-top: 1px solid black; text-align: right;">470.5</td></tr> </table>	1: 10.5x ↗	Serie	10.5	Total	470.5												
1: 9.6 →																							
Serie	9.6																						
Total	460.0																						
1: 10.5x ↗																							
Serie	10.5																						
Total	470.5																						
<b>6. Serie 1 Skott</b>  <table style="width:100%; border-collapse: collapse; margin-top: 5px;"> <tr><td>1: 10.5x ↓</td></tr> </table> <table style="width:100%; border-collapse: collapse; margin-top: 5px;"> <tr><td style="border-top: 1px solid black;">Serie</td><td style="border-top: 1px solid black; text-align: right;">10.5</td></tr> <tr><td style="border-top: 1px solid black;">Total</td><td style="border-top: 1px solid black; text-align: right;">481.0</td></tr> </table>	1: 10.5x ↓	Serie	10.5	Total	481.0																		
1: 10.5x ↓																							
Serie	10.5																						
Total	481.0																						

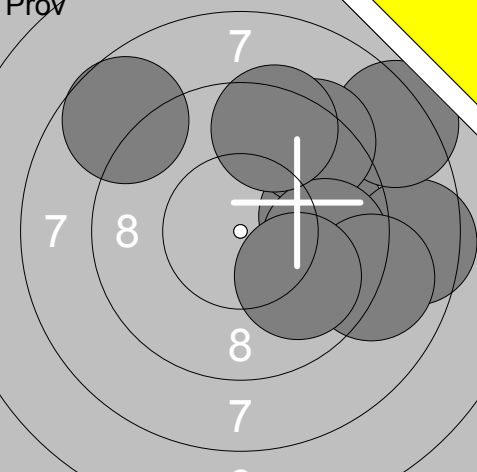
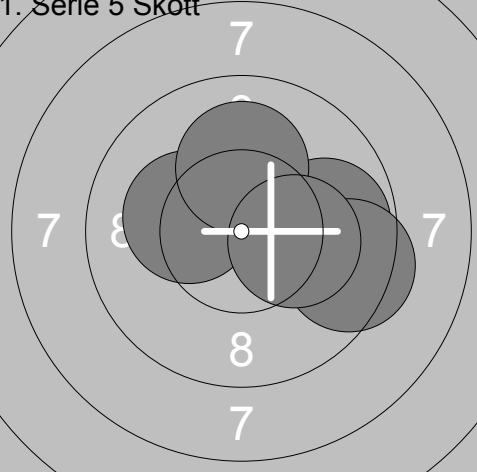
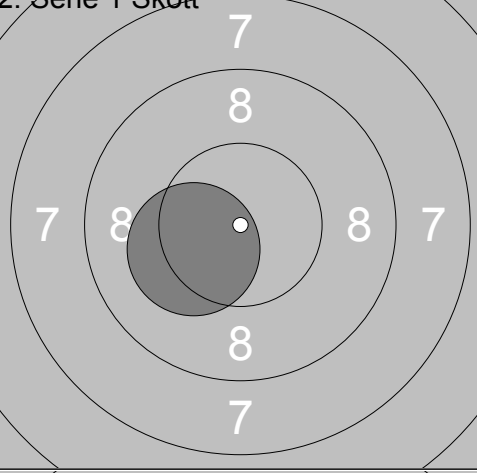
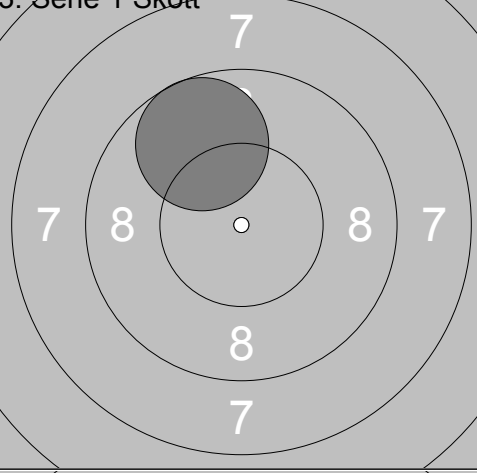
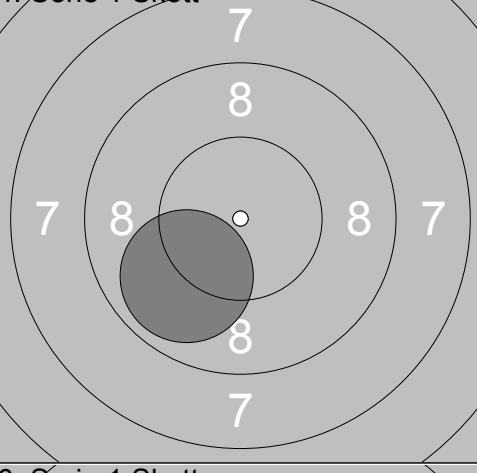
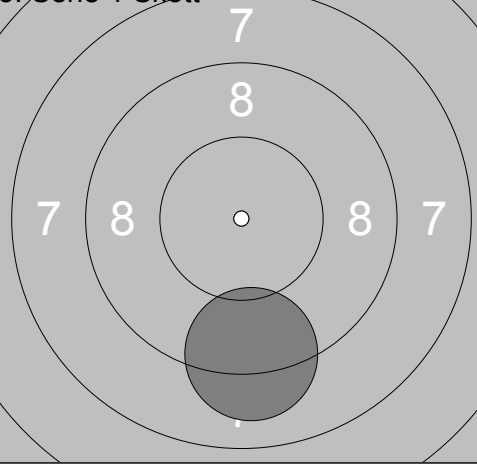

<p>Prov</p>	<p>1: 9.1 ↙</p> <p>2: 10.1 ↙</p> <p>3: 10.0 ↑</p> <p>4: 10.2x →</p> <p>5: 9.0 ↙</p> <p>6: 8.1 →</p> <p>7: 10.5x ↙</p> <p>8: 8.0 →</p> <p>9: 10.7x ↗</p> <p>10: 10.5x ↓</p> <table border="1" style="width:100%; border-collapse: collapse;"> <tr><td>Serie</td><td style="text-align: right;">96.2</td></tr> <tr><td>Total</td><td style="text-align: right;">379.0</td></tr> </table>	Serie	96.2	Total	379.0	<p>1. Serie 5 Skott</p> <table border="1" style="width:100%; border-collapse: collapse;"> <tr><td>Serie</td><td style="text-align: right;">46.8</td></tr> <tr><td>Total</td><td style="text-align: right;">425.8</td></tr> </table>	Serie	46.8	Total	425.8				
Serie	96.2													
Total	379.0													
Serie	46.8													
Total	425.8													
<p>2. Serie 1 Skott</p> <table border="1" style="width:100%; border-collapse: collapse;"> <tr><td>Serie</td><td style="text-align: right;">10.1</td></tr> <tr><td>Total</td><td style="text-align: right;">435.9</td></tr> </table>	Serie	10.1	Total	435.9	<p>3. Serie 1 Skott</p> <table border="1" style="width:100%; border-collapse: collapse;"> <tr><td>Serie</td><td style="text-align: right;">10.1</td></tr> <tr><td>Total</td><td style="text-align: right;">446.0</td></tr> </table>	Serie	10.1	Total	446.0	<p>1: 10.1 ↑</p> <table border="1" style="width:100%; border-collapse: collapse;"> <tr><td>Serie</td><td style="text-align: right;">10.1</td></tr> <tr><td>Total</td><td style="text-align: right;">446.0</td></tr> </table>	Serie	10.1	Total	446.0
Serie	10.1													
Total	435.9													
Serie	10.1													
Total	446.0													
Serie	10.1													
Total	446.0													
<p>4. Serie 1 Skott</p> <table border="1" style="width:100%; border-collapse: collapse;"> <tr><td>Serie</td><td style="text-align: right;">8.6</td></tr> <tr><td>Total</td><td style="text-align: right;">454.6</td></tr> </table>	Serie	8.6	Total	454.6	<p>5. Serie 1 Skott</p> <table border="1" style="width:100%; border-collapse: collapse;"> <tr><td>Serie</td><td style="text-align: right;">10.2</td></tr> <tr><td>Total</td><td style="text-align: right;">464.8</td></tr> </table>	Serie	10.2	Total	464.8	<p>1: 8.6 ↗</p> <p>1: 10.2x ↗</p> <table border="1" style="width:100%; border-collapse: collapse;"> <tr><td>Serie</td><td style="text-align: right;">10.2</td></tr> <tr><td>Total</td><td style="text-align: right;">464.8</td></tr> </table>	Serie	10.2	Total	464.8
Serie	8.6													
Total	454.6													
Serie	10.2													
Total	464.8													
Serie	10.2													
Total	464.8													
<p>6. Serie 1 Skott</p> <table border="1" style="width:100%; border-collapse: collapse;"> <tr><td>Serie</td><td style="text-align: right;">8.4</td></tr> <tr><td>Total</td><td style="text-align: right;">473.2</td></tr> </table>	Serie	8.4	Total	473.2	<table border="1" style="width:100%; border-collapse: collapse;"> <tr><td>Serie</td><td style="text-align: right;">8.4</td></tr> <tr><td>Total</td><td style="text-align: right;">473.2</td></tr> </table>		Serie	8.4	Total	473.2	<p>1: 8.4 ↙</p>			
Serie	8.4													
Total	473.2													
Serie	8.4													
Total	473.2													

	<b>Provschytte</b> 1: 9.4 → 2: 10.4x ← 3: 9.9 ↙ 4: 9.9 ↓ 5: 7.5 ↗ 6: 9.8 ← 7: 9.9 ↓ 8: 8.6 ↗ 9: 9.6 ↗ 10: 8.8 ← Serie 93.8 Total 378.0		<b>Provschytte</b> 11: 10.5x ↗ 12: 9.8 ↗ Serie 20.3 Total 378.0
<b>1. Serie 5 Skott</b> 	<b>1. Serie 5 Skott</b> 1: 8.1 → 2: 9.4 ↗ 3: 10.2x ← 4: 10.5x ↑ 5: 10.6x ↗ Serie 48.8 Total 426.8	<b>2. Serie 1 Skott</b> 	<b>2. Serie 1 Skott</b> 1: 9.8 ↙ Serie 9.8 Total 436.6
<b>3. Serie 1 Skott</b> 	<b>3. Serie 1 Skott</b> 1: 10.5x ← Serie 10.5 Total 447.1	<b>4. Serie 1 Skott</b> 	<b>4. Serie 1 Skott</b> 1: 10.5x ← Serie 10.5 Total 457.6
<b>5. Serie 1 Skott</b> 	<b>5. Serie 1 Skott</b> 1: 10.1 ↗ Serie 10.1 Total 467.7	<b>6. Serie 1 Skott</b> 	<b>6. Serie 1 Skott</b> 1: 9.6 ↘ Serie 9.6 Total 477.3

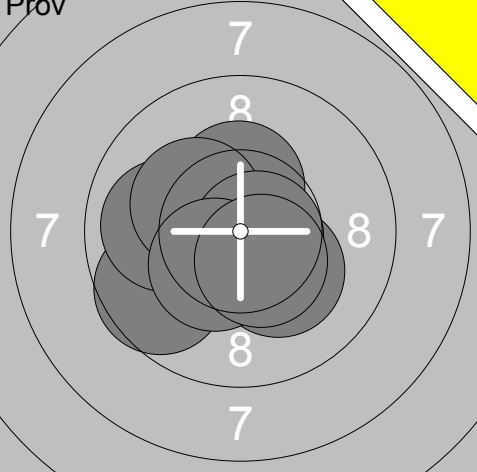
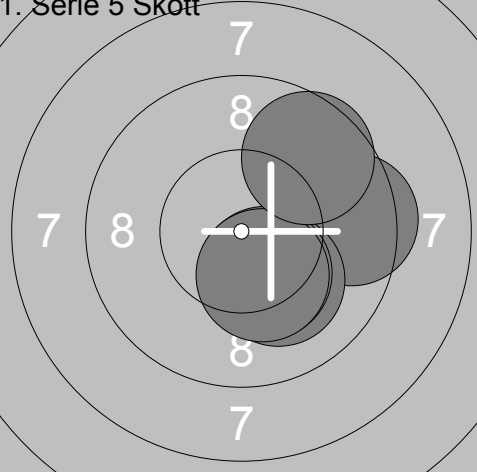
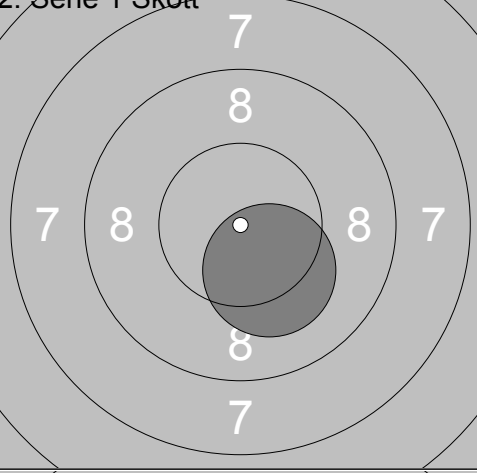
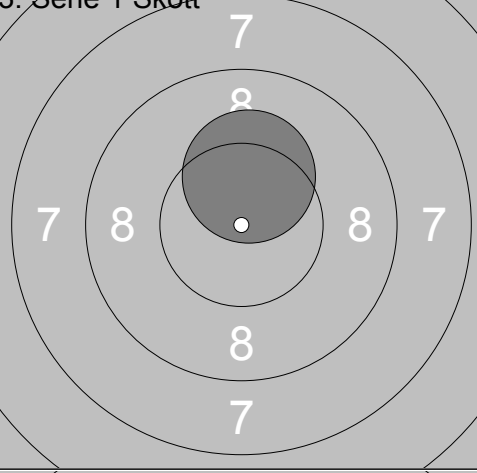
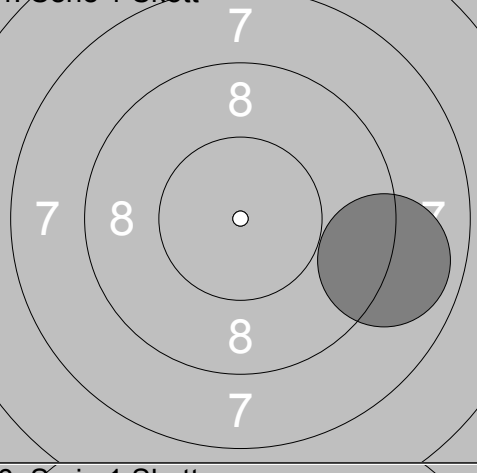
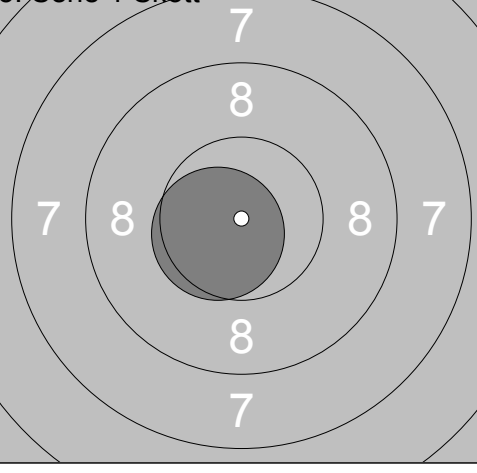

<b>Pröv</b> 	<table style="width:100%; border-collapse: collapse;"> <tr><td style="padding: 2px;">1: 9.7 ↘</td></tr> <tr><td style="padding: 2px;">2: 9.1 ↗</td></tr> <tr><td style="padding: 2px;">3: 9.5 →</td></tr> <tr><td style="padding: 2px;">4: 8.7 →</td></tr> <tr><td style="padding: 2px;">5: 10.5x →</td></tr> <tr><td style="padding: 2px;">6: 10.5x ↘</td></tr> </table> <table style="width:100%; border-collapse: collapse; margin-top: 5px;"> <tr><td style="padding: 2px;">Serie</td><td style="padding: 2px; text-align: right;">58.0</td></tr> <tr><td style="padding: 2px;">Total</td><td style="padding: 2px; text-align: right;">374.0</td></tr> </table>	1: 9.7 ↘	2: 9.1 ↗	3: 9.5 →	4: 8.7 →	5: 10.5x →	6: 10.5x ↘	Serie	58.0	Total	374.0	<b>1. Serie 5 Skott</b>  <table style="width:100%; border-collapse: collapse; margin-top: 5px;"> <tr><td style="padding: 2px;">1: 10.6x ↑</td></tr> <tr><td style="padding: 2px;">2: 10.1 →</td></tr> <tr><td style="padding: 2px;">3: 9.2 →</td></tr> <tr><td style="padding: 2px;">4: 10.1 ↘</td></tr> <tr><td style="padding: 2px;">5: 10.4x →</td></tr> </table> <table style="width:100%; border-collapse: collapse; margin-top: 5px;"> <tr><td style="padding: 2px;">Serie</td><td style="padding: 2px; text-align: right;">50.4</td></tr> <tr><td style="padding: 2px;">Total</td><td style="padding: 2px; text-align: right;">424.4</td></tr> </table>	1: 10.6x ↑	2: 10.1 →	3: 9.2 →	4: 10.1 ↘	5: 10.4x →	Serie	50.4	Total	424.4
1: 9.7 ↘																					
2: 9.1 ↗																					
3: 9.5 →																					
4: 8.7 →																					
5: 10.5x →																					
6: 10.5x ↘																					
Serie	58.0																				
Total	374.0																				
1: 10.6x ↑																					
2: 10.1 →																					
3: 9.2 →																					
4: 10.1 ↘																					
5: 10.4x →																					
Serie	50.4																				
Total	424.4																				
<b>2. Serie 1 Skott</b>  <table style="width:100%; border-collapse: collapse; margin-top: 5px;"> <tr><td style="padding: 2px;">1: 9.8 ↗</td></tr> </table> <table style="width:100%; border-collapse: collapse; margin-top: 5px;"> <tr><td style="padding: 2px;">Serie</td><td style="padding: 2px; text-align: right;">9.8</td></tr> <tr><td style="padding: 2px;">Total</td><td style="padding: 2px; text-align: right;">434.2</td></tr> </table>	1: 9.8 ↗	Serie	9.8	Total	434.2	<b>3. Serie 1 Skott</b>  <table style="width:100%; border-collapse: collapse; margin-top: 5px;"> <tr><td style="padding: 2px;">1: 10.2x ↗</td></tr> </table> <table style="width:100%; border-collapse: collapse; margin-top: 5px;"> <tr><td style="padding: 2px;">Serie</td><td style="padding: 2px; text-align: right;">10.2</td></tr> <tr><td style="padding: 2px;">Total</td><td style="padding: 2px; text-align: right;">444.4</td></tr> </table>	1: 10.2x ↗	Serie	10.2	Total	444.4										
1: 9.8 ↗																					
Serie	9.8																				
Total	434.2																				
1: 10.2x ↗																					
Serie	10.2																				
Total	444.4																				
<b>4. Serie 1 Skott</b>  <table style="width:100%; border-collapse: collapse; margin-top: 5px;"> <tr><td style="padding: 2px;">1: 10.3x ↗</td></tr> </table> <table style="width:100%; border-collapse: collapse; margin-top: 5px;"> <tr><td style="padding: 2px;">Serie</td><td style="padding: 2px; text-align: right;">10.3</td></tr> <tr><td style="padding: 2px;">Total</td><td style="padding: 2px; text-align: right;">454.7</td></tr> </table>	1: 10.3x ↗	Serie	10.3	Total	454.7	<b>5. Serie 1 Skott</b>  <table style="width:100%; border-collapse: collapse; margin-top: 5px;"> <tr><td style="padding: 2px;">1: 9.9 ↖</td></tr> </table> <table style="width:100%; border-collapse: collapse; margin-top: 5px;"> <tr><td style="padding: 2px;">Serie</td><td style="padding: 2px; text-align: right;">9.9</td></tr> <tr><td style="padding: 2px;">Total</td><td style="padding: 2px; text-align: right;">464.6</td></tr> </table>	1: 9.9 ↖	Serie	9.9	Total	464.6										
1: 10.3x ↗																					
Serie	10.3																				
Total	454.7																				
1: 9.9 ↖																					
Serie	9.9																				
Total	464.6																				
<b>6. Serie 1 Skott</b>  <table style="width:100%; border-collapse: collapse; margin-top: 5px;"> <tr><td style="padding: 2px;">1: 10.4x ↗</td></tr> </table> <table style="width:100%; border-collapse: collapse; margin-top: 5px;"> <tr><td style="padding: 2px;">Serie</td><td style="padding: 2px; text-align: right;">10.4</td></tr> <tr><td style="padding: 2px;">Total</td><td style="padding: 2px; text-align: right;">475.0</td></tr> </table>	1: 10.4x ↗	Serie	10.4	Total	475.0																
1: 10.4x ↗																					
Serie	10.4																				
Total	475.0																				

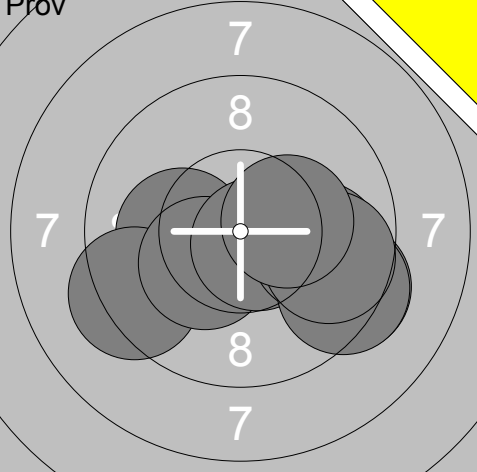
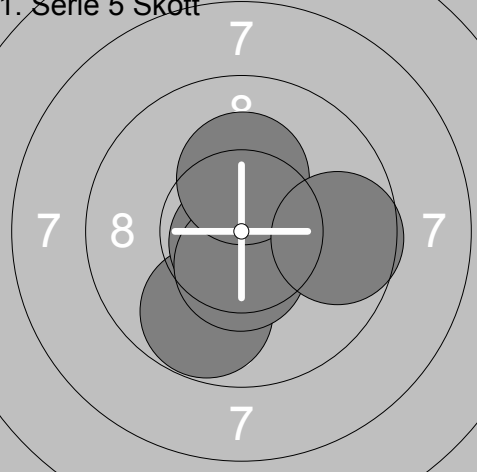
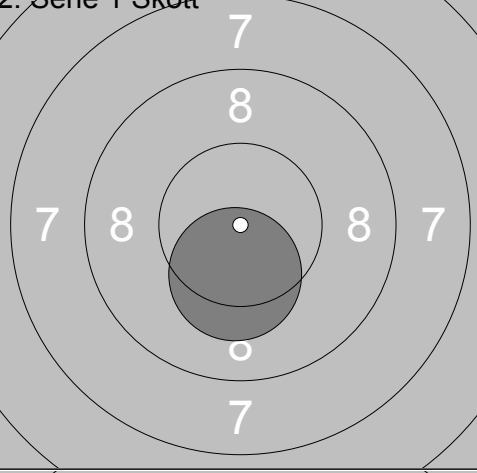
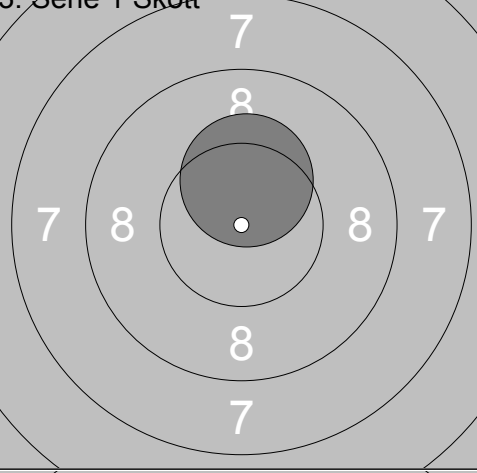
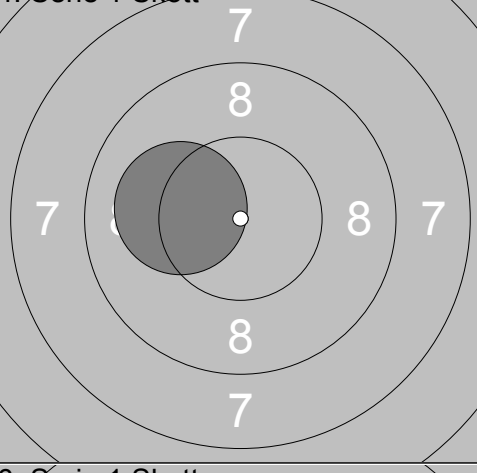
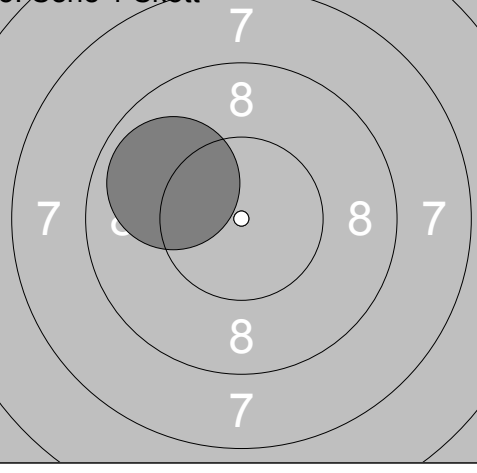
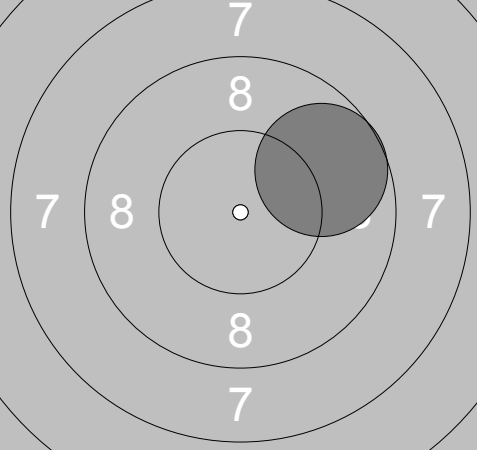
	<p>1: 9.7 ↑ 2: 8.9 ↑ 3: 10.3x ↑ 4: 9.2 ↗ 5: 10.3x ↓ 6: 9.5 ↗ 7: 10.2x ↓ 8: 7.9 ↓ 9: 9.0 → 10: 9.7 ↗</p> <table border="1" style="width:100%; border-collapse: collapse;"> <tr><td>Serie</td><td style="text-align: right;">94.7</td></tr> <tr><td>Total</td><td style="text-align: right;">371.0</td></tr> </table>	Serie	94.7	Total	371.0	 <p>11: 8.5 ↘ 12: 9.8 ↓</p> <table border="1" style="width:100%; border-collapse: collapse;"> <tr><td>Serie</td><td style="text-align: right;">18.3</td></tr> <tr><td>Total</td><td style="text-align: right;">371.0</td></tr> </table>	Serie	18.3	Total	371.0
Serie	94.7									
Total	371.0									
Serie	18.3									
Total	371.0									
<p><b>1. Serie 5 Skott</b></p>  <table border="1" style="width:100%; border-collapse: collapse;"> <tr><td>Serie</td><td style="text-align: right;">44.6</td></tr> <tr><td>Total</td><td style="text-align: right;">415.6</td></tr> </table>	Serie	44.6	Total	415.6	<p><b>2. Serie 1 Skott</b></p>  <table border="1" style="width:100%; border-collapse: collapse;"> <tr><td>Serie</td><td style="text-align: right;">9.1</td></tr> <tr><td>Total</td><td style="text-align: right;">424.7</td></tr> </table>	Serie	9.1	Total	424.7	<p>1: 9.1 ↓</p>
Serie	44.6									
Total	415.6									
Serie	9.1									
Total	424.7									
<p><b>3. Serie 1 Skott</b></p>  <table border="1" style="width:100%; border-collapse: collapse;"> <tr><td>Serie</td><td style="text-align: right;">9.8</td></tr> <tr><td>Total</td><td style="text-align: right;">434.5</td></tr> </table>	Serie	9.8	Total	434.5	<p><b>4. Serie 1 Skott</b></p>  <table border="1" style="width:100%; border-collapse: collapse;"> <tr><td>Serie</td><td style="text-align: right;">9.1</td></tr> <tr><td>Total</td><td style="text-align: right;">443.6</td></tr> </table>	Serie	9.1	Total	443.6	<p>1: 9.1 ↓</p>
Serie	9.8									
Total	434.5									
Serie	9.1									
Total	443.6									
<p><b>5. Serie 1 Skott</b></p>  <table border="1" style="width:100%; border-collapse: collapse;"> <tr><td>Serie</td><td style="text-align: right;">10.2</td></tr> <tr><td>Total</td><td style="text-align: right;">453.8</td></tr> </table>	Serie	10.2	Total	453.8	<p><b>6. Serie 1 Skott</b></p>  <table border="1" style="width:100%; border-collapse: collapse;"> <tr><td>Serie</td><td style="text-align: right;">9.4</td></tr> <tr><td>Total</td><td style="text-align: right;">463.2</td></tr> </table>	Serie	9.4	Total	463.2	<p>1: 9.4 ↓</p>
Serie	10.2									
Total	453.8									
Serie	9.4									
Total	463.2									

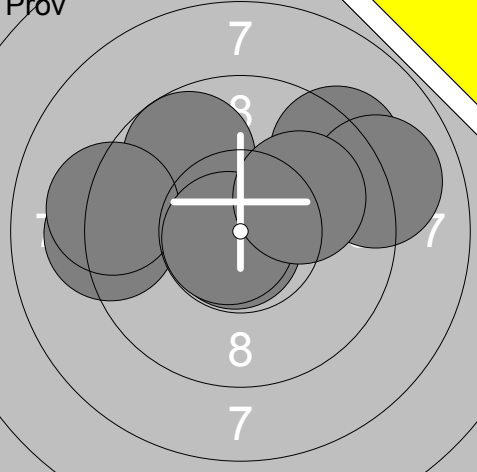
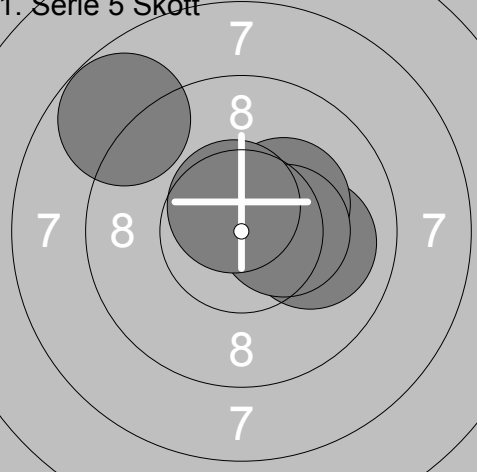
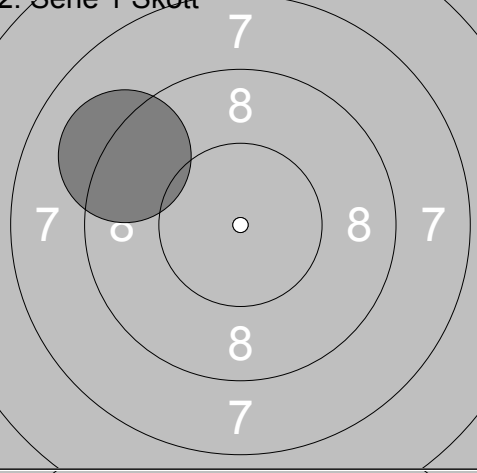
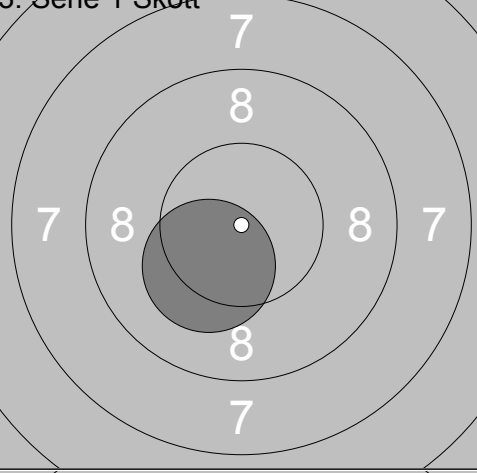
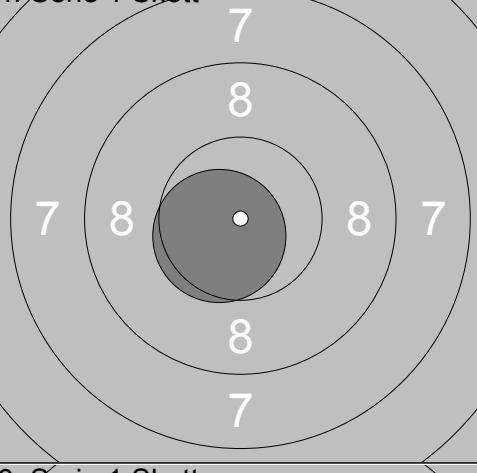
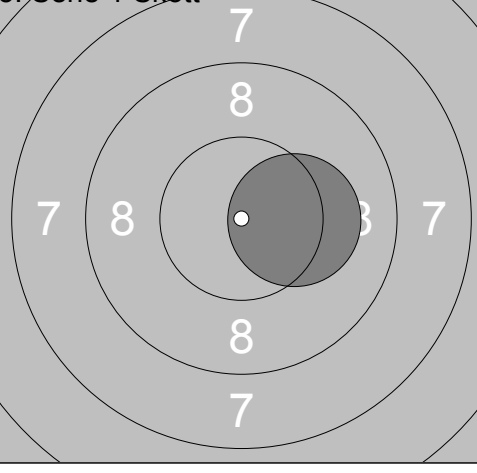
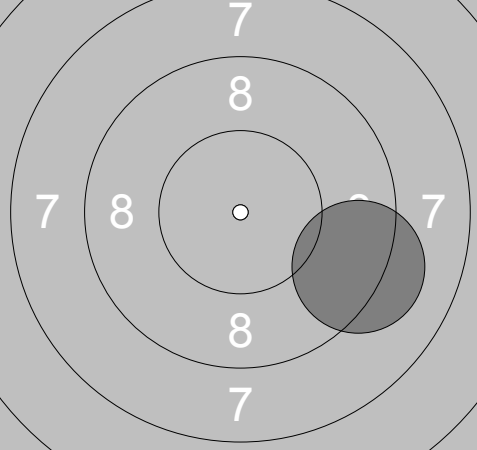


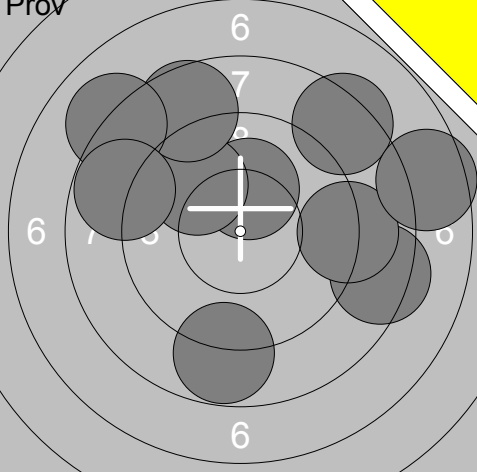

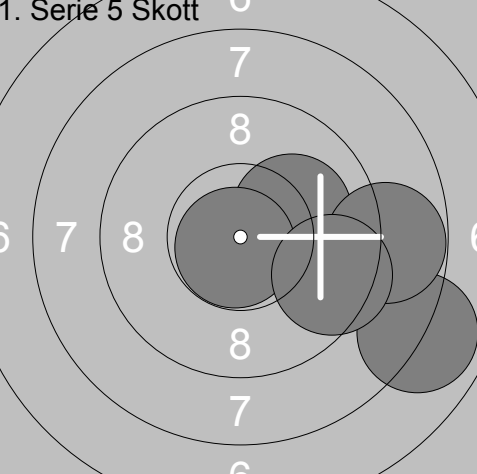
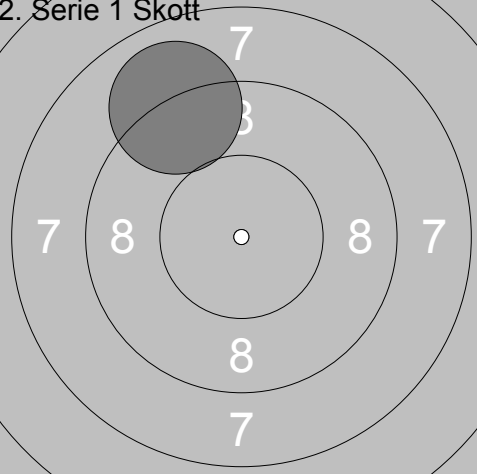
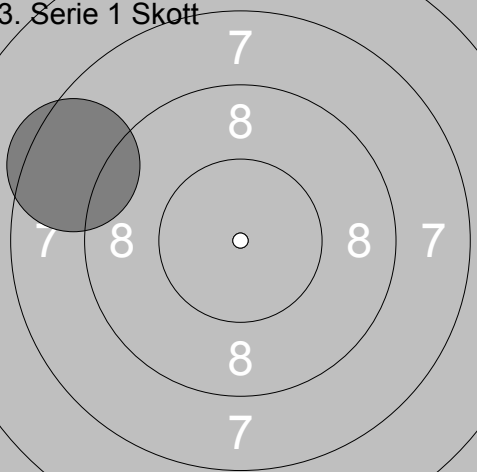
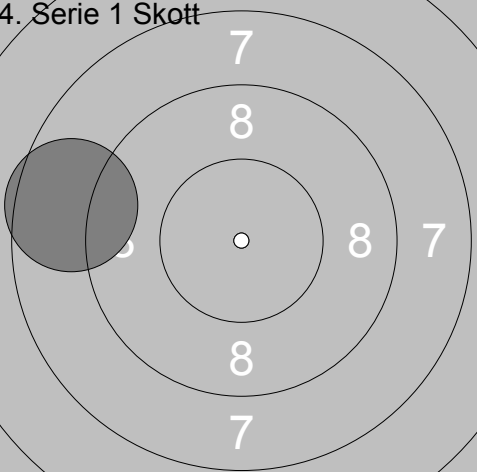
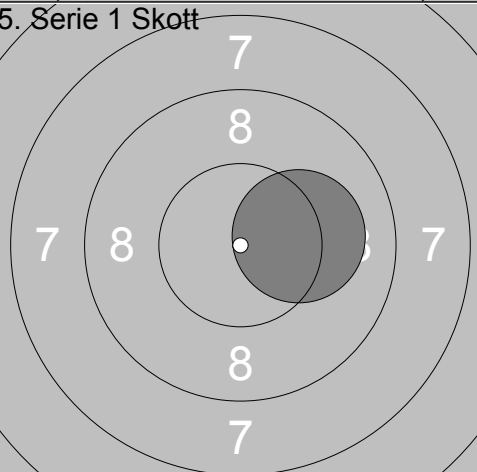
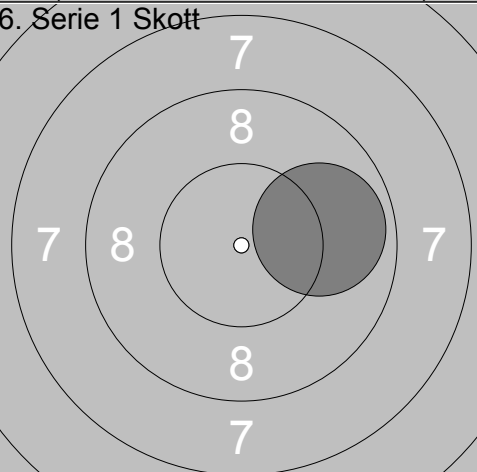
<p>Prov</p> 	<table border="1" style="width:100%; border-collapse: collapse;"> <tr><td>1:</td><td>9.8</td><td>→</td></tr> <tr><td>2:</td><td>8.5</td><td>→</td></tr> <tr><td>3:</td><td>8.7</td><td>↗</td></tr> <tr><td>4:</td><td>8.3</td><td>↗</td></tr> <tr><td>5:</td><td>9.3</td><td>↗</td></tr> <tr><td>6:</td><td>9.7</td><td>→</td></tr> <tr><td>7:</td><td>9.4</td><td>↑</td></tr> <tr><td>8:</td><td>9.0</td><td>↘</td></tr> <tr><td>9:</td><td>9.9</td><td>↘</td></tr> <tr><td colspan="2">Serie</td><td style="text-align: right;">82.6</td></tr> <tr><td colspan="2">Total</td><td style="text-align: right;">367.0</td></tr> </table>	1:	9.8	→	2:	8.5	→	3:	8.7	↗	4:	8.3	↗	5:	9.3	↗	6:	9.7	→	7:	9.4	↑	8:	9.0	↘	9:	9.9	↘	Serie		82.6	Total		367.0	<p>1. Serie 5 Skott</p>  <table border="1" style="width:100%; border-collapse: collapse;"> <tr><td>1:</td><td>10.2x</td><td>←</td></tr> <tr><td>2:</td><td>9.8</td><td>→</td></tr> <tr><td>3:</td><td>9.4</td><td>→</td></tr> <tr><td>4:</td><td>10.1</td><td>↑</td></tr> <tr><td>5:</td><td>10.2x</td><td>→</td></tr> <tr><td colspan="2">Serie</td><td style="text-align: right;">49.7</td></tr> <tr><td colspan="2">Total</td><td style="text-align: right;">416.7</td></tr> </table>	1:	10.2x	←	2:	9.8	→	3:	9.4	→	4:	10.1	↑	5:	10.2x	→	Serie		49.7	Total		416.7
1:	9.8	→																																																						
2:	8.5	→																																																						
3:	8.7	↗																																																						
4:	8.3	↗																																																						
5:	9.3	↗																																																						
6:	9.7	→																																																						
7:	9.4	↑																																																						
8:	9.0	↘																																																						
9:	9.9	↘																																																						
Serie		82.6																																																						
Total		367.0																																																						
1:	10.2x	←																																																						
2:	9.8	→																																																						
3:	9.4	→																																																						
4:	10.1	↑																																																						
5:	10.2x	→																																																						
Serie		49.7																																																						
Total		416.7																																																						
<p>2. Serie 1 Skott</p>  <table border="1" style="width:100%; border-collapse: collapse;"> <tr><td>1:</td><td>10.2x</td><td>←</td></tr> <tr><td colspan="2">Serie</td><td style="text-align: right;">10.2</td></tr> <tr><td colspan="2">Total</td><td style="text-align: right;">426.9</td></tr> </table>	1:	10.2x	←	Serie		10.2	Total		426.9	<p>3. Serie 1 Skott</p>  <table border="1" style="width:100%; border-collapse: collapse;"> <tr><td>1:</td><td>9.7</td><td>↖</td></tr> <tr><td colspan="2">Serie</td><td style="text-align: right;">9.7</td></tr> <tr><td colspan="2">Total</td><td style="text-align: right;">436.6</td></tr> </table>	1:	9.7	↖	Serie		9.7	Total		436.6																																					
1:	10.2x	←																																																						
Serie		10.2																																																						
Total		426.9																																																						
1:	9.7	↖																																																						
Serie		9.7																																																						
Total		436.6																																																						
<p>4. Serie 1 Skott</p>  <table border="1" style="width:100%; border-collapse: collapse;"> <tr><td>1:</td><td>9.9</td><td>↙</td></tr> <tr><td colspan="2">Serie</td><td style="text-align: right;">9.9</td></tr> <tr><td colspan="2">Total</td><td style="text-align: right;">446.5</td></tr> </table>	1:	9.9	↙	Serie		9.9	Total		446.5	<p>5. Serie 1 Skott</p>  <table border="1" style="width:100%; border-collapse: collapse;"> <tr><td>1:</td><td>9.1</td><td>↓</td></tr> <tr><td colspan="2">Serie</td><td style="text-align: right;">9.1</td></tr> <tr><td colspan="2">Total</td><td style="text-align: right;">455.6</td></tr> </table>	1:	9.1	↓	Serie		9.1	Total		455.6																																					
1:	9.9	↙																																																						
Serie		9.9																																																						
Total		446.5																																																						
1:	9.1	↓																																																						
Serie		9.1																																																						
Total		455.6																																																						
<p>6. Serie 1 Skott</p>  <table border="1" style="width:100%; border-collapse: collapse;"> <tr><td>1:</td><td>10.9x</td><td>↙</td></tr> <tr><td colspan="2">Serie</td><td style="text-align: right;">10.9</td></tr> <tr><td colspan="2">Total</td><td style="text-align: right;">466.5</td></tr> </table>	1:	10.9x	↙	Serie		10.9	Total		466.5																																															
1:	10.9x	↙																																																						
Serie		10.9																																																						
Total		466.5																																																						

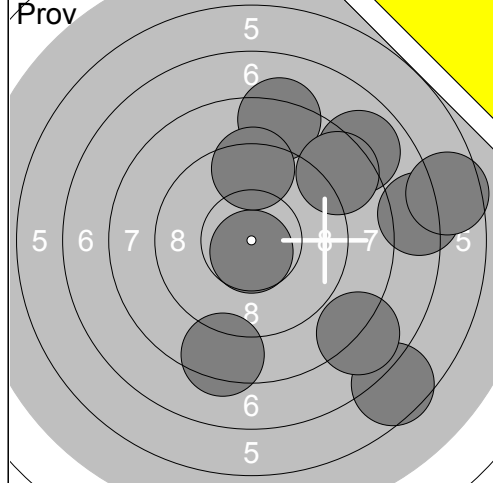
<p><b>Pröv</b></p>	<p>1: 10.0 ↘ 2: 10.5x → 3: 9.8 ↘ 4: 9.0 ↘ 5: 10.1 ↘ 6: 10.5x → 7: 9.1 ↘ 8: 9.5 ↗ 9: 10.0 ←</p> <table border="1" style="width:100%; border-collapse: collapse;"> <tr><td>Serie</td><td>88.5</td></tr> <tr><td>Total</td><td>367.0</td></tr> </table>	Serie	88.5	Total	367.0	<p><b>1. Serie 5 Skott</b></p>	<p>1: 9.9 → 2: 10.4x ← 3: 8.9 → 4: 9.8 → 5: 10.2x ↘</p> <table border="1" style="width:100%; border-collapse: collapse;"> <tr><td>Serie</td><td>49.2</td></tr> <tr><td>Total</td><td>416.2</td></tr> </table>	Serie	49.2	Total	416.2
Serie	88.5										
Total	367.0										
Serie	49.2										
Total	416.2										
<p><b>2. Serie 1 Skott</b></p>	<p>1: 9.4 ↘</p> <table border="1" style="width:100%; border-collapse: collapse;"> <tr><td>Serie</td><td>9.4</td></tr> <tr><td>Total</td><td>425.6</td></tr> </table>	Serie	9.4	Total	425.6	<p><b>3. Serie 1 Skott</b></p>	<p>1: 9.6 ↓</p> <table border="1" style="width:100%; border-collapse: collapse;"> <tr><td>Serie</td><td>9.6</td></tr> <tr><td>Total</td><td>435.2</td></tr> </table>	Serie	9.6	Total	435.2
Serie	9.4										
Total	425.6										
Serie	9.6										
Total	435.2										
<p><b>4. Serie 1 Skott</b></p>	<p>1: 9.9 ↗</p> <table border="1" style="width:100%; border-collapse: collapse;"> <tr><td>Serie</td><td>9.9</td></tr> <tr><td>Total</td><td>445.1</td></tr> </table>	Serie	9.9	Total	445.1	<p><b>5. Serie 1 Skott</b></p>	<p>1: 9.9 ↘</p> <table border="1" style="width:100%; border-collapse: collapse;"> <tr><td>Serie</td><td>9.9</td></tr> <tr><td>Total</td><td>455.0</td></tr> </table>	Serie	9.9	Total	455.0
Serie	9.9										
Total	445.1										
Serie	9.9										
Total	455.0										
<p><b>6. Serie 1 Skott</b></p>	<p>1: 10.0 ←</p> <table border="1" style="width:100%; border-collapse: collapse;"> <tr><td>Serie</td><td>10.0</td></tr> <tr><td>Total</td><td>465.0</td></tr> </table>	Serie	10.0	Total	465.0						
Serie	10.0										
Total	465.0										

<p>Pröv</p> 	<p>1: 9.6 ↙ 2: 10.0 ← 3: 10.4x ↑ 4: 10.2x ↘ 5: 10.3x ↗ 6: 10.7x → 7: 10.4x ↘ 8: 10.5x ↘</p> <table border="1" style="width:100%; border-collapse: collapse;"> <tr><td>Serie</td><td style="text-align: right;">82.1</td></tr> <tr><td>Total</td><td style="text-align: right;">390.0</td></tr> </table>	Serie	82.1	Total	390.0	<p>1. Serie 5 Skott</p> 	<p>1: 9.5 → 2: 10.1 ↘ 3: 10.3x ↘ 4: 10.3x ↘ 5: 9.6 ↗</p> <table border="1" style="width:100%; border-collapse: collapse;"> <tr><td>Serie</td><td style="text-align: right;">49.8</td></tr> <tr><td>Total</td><td style="text-align: right;">439.8</td></tr> </table>	Serie	49.8	Total	439.8
Serie	82.1										
Total	390.0										
Serie	49.8										
Total	439.8										
<p>2. Serie 1 Skott</p> 	<p>1: 10.2x ↘</p> <table border="1" style="width:100%; border-collapse: collapse;"> <tr><td>Serie</td><td style="text-align: right;">10.2</td></tr> <tr><td>Total</td><td style="text-align: right;">450.0</td></tr> </table>	Serie	10.2	Total	450.0	<p>3. Serie 1 Skott</p> 	<p>1: 10.3x ↑</p> <table border="1" style="width:100%; border-collapse: collapse;"> <tr><td>Serie</td><td style="text-align: right;">10.3</td></tr> <tr><td>Total</td><td style="text-align: right;">460.3</td></tr> </table>	Serie	10.3	Total	460.3
Serie	10.2										
Total	450.0										
Serie	10.3										
Total	460.3										
<p>4. Serie 1 Skott</p> 	<p>1: 8.9 →</p> <table border="1" style="width:100%; border-collapse: collapse;"> <tr><td>Serie</td><td style="text-align: right;">8.9</td></tr> <tr><td>Total</td><td style="text-align: right;">469.2</td></tr> </table>	Serie	8.9	Total	469.2	<p>5. Serie 1 Skott</p> 	<p>1: 10.6x ↙</p> <table border="1" style="width:100%; border-collapse: collapse;"> <tr><td>Serie</td><td style="text-align: right;">10.6</td></tr> <tr><td>Total</td><td style="text-align: right;">479.8</td></tr> </table>	Serie	10.6	Total	479.8
Serie	8.9										
Total	469.2										
Serie	10.6										
Total	479.8										
<p>6. Serie 1 Skott</p> 	<p>1: 10.5x ↑</p> <table border="1" style="width:100%; border-collapse: collapse;"> <tr><td>Serie</td><td style="text-align: right;">10.5</td></tr> <tr><td>Total</td><td style="text-align: right;">490.3</td></tr> </table>	Serie	10.5	Total	490.3						
Serie	10.5										
Total	490.3										

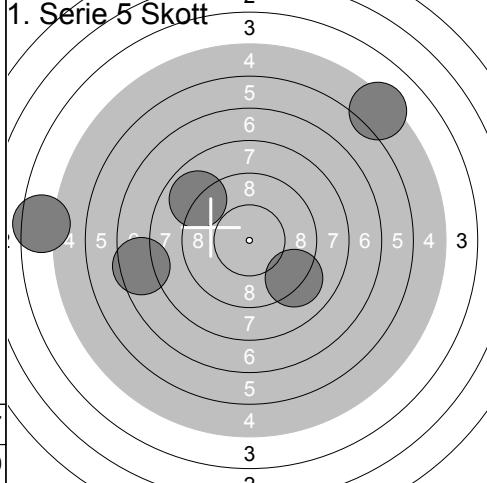
<p>Pröv</p> 	<p>1: 10.2x ←</p> <p>2: 9.3 ↙</p> <p>3: 10.3x ↙</p> <p>4: 10.7x ↘</p> <p>5: 9.9 →</p> <p>6: 9.4 ↘</p> <p>7: 9.4 ↘</p> <p>8: 9.7 ↘</p> <p>9: 10.3x →</p>	<p>1. Serie 5 Skott</p> 	<p>1: 9.8 ↓</p> <p>2: 10.8x ↓</p> <p>3: 10.5x ↓</p> <p>4: 10.2x ↑</p> <p>5: 9.6 →</p>
Serie 89.2	Total 389.0	Serie 50.9	Total 439.9
<p>2. Serie 1 Skott</p> 	<p>1: 10.3x ↓</p>	<p>3. Serie 1 Skott</p> 	<p>1: 10.3x ↑</p>
Serie 10.3	Total 450.2	Serie 10.3	Total 460.5
<p>4. Serie 1 Skott</p> 	<p>1: 10.1 ←</p>	<p>5. Serie 1 Skott</p> 	<p>1: 9.9 ↙</p>
Serie 10.1	Total 470.6	Serie 9.9	Total 480.5
<p>6. Serie 1 Skott</p> 	<p>1: 9.7 ↗</p>		
Serie 9.7	Total 490.2		

<p>Pröv</p> 	<table border="1" style="width:100%; border-collapse: collapse;"> <tr><td>1:</td><td>9.3</td><td>↗</td></tr> <tr><td>2:</td><td>9.0</td><td>→</td></tr> <tr><td>3:</td><td>9.2</td><td>←</td></tr> <tr><td>4:</td><td>9.7</td><td>↖</td></tr> <tr><td>5:</td><td>9.2</td><td>←</td></tr> <tr><td>6:</td><td>10.8x</td><td>↓</td></tr> <tr><td>7:</td><td>10.8x</td><td>←</td></tr> <tr><td>8:</td><td>10.0</td><td>↗</td></tr> </table>	1:	9.3	↗	2:	9.0	→	3:	9.2	←	4:	9.7	↖	5:	9.2	←	6:	10.8x	↓	7:	10.8x	←	8:	10.0	↗	<p>1. Serie 5 Skott</p> 	<table border="1" style="width:100%; border-collapse: collapse;"> <tr><td>1:</td><td>10.0</td><td>→</td></tr> <tr><td>2:</td><td>10.3x</td><td>↗</td></tr> <tr><td>3:</td><td>10.4x</td><td>→</td></tr> <tr><td>4:</td><td>10.6x</td><td>↖</td></tr> <tr><td>5:</td><td>8.8</td><td>↖</td></tr> </table>	1:	10.0	→	2:	10.3x	↗	3:	10.4x	→	4:	10.6x	↖	5:	8.8	↖
1:	9.3	↗																																								
2:	9.0	→																																								
3:	9.2	←																																								
4:	9.7	↖																																								
5:	9.2	←																																								
6:	10.8x	↓																																								
7:	10.8x	←																																								
8:	10.0	↗																																								
1:	10.0	→																																								
2:	10.3x	↗																																								
3:	10.4x	→																																								
4:	10.6x	↖																																								
5:	8.8	↖																																								
Serie 78.0 Total 364.0	Serie 50.1 Total 414.1																																									
<p>2. Serie 1 Skott</p> 	<table border="1" style="width:100%; border-collapse: collapse;"> <tr><td>1:</td><td>9.1</td><td>↖</td></tr> </table>	1:	9.1	↖	<p>3. Serie 1 Skott</p> 	<table border="1" style="width:100%; border-collapse: collapse;"> <tr><td>1:</td><td>10.2x</td><td>↙</td></tr> </table>	1:	10.2x	↙																																	
1:	9.1	↖																																								
1:	10.2x	↙																																								
Serie 9.1 Total 423.2	Serie 10.2 Total 433.4																																									
<p>4. Serie 1 Skott</p> 	<table border="1" style="width:100%; border-collapse: collapse;"> <tr><td>1:</td><td>10.6x</td><td>↙</td></tr> </table>	1:	10.6x	↙	<p>5. Serie 1 Skott</p> 	<table border="1" style="width:100%; border-collapse: collapse;"> <tr><td>1:</td><td>10.2x</td><td>→</td></tr> </table>	1:	10.2x	→																																	
1:	10.6x	↙																																								
1:	10.2x	→																																								
Serie 10.6 Total 444.0	Serie 10.2 Total 454.2																																									
<p>6. Serie 1 Skott</p> 	<table border="1" style="width:100%; border-collapse: collapse;"> <tr><td>1:</td><td>9.2</td><td>→</td></tr> </table>	1:	9.2	→																																						
1:	9.2	→																																								
Serie 9.2 Total 463.4																																										

<b>Prov</b> 	<table border="1" style="width:100%; border-collapse: collapse;"> <tr><td>1:</td><td>8.4</td><td>→</td></tr> <tr><td>2:</td><td>8.8</td><td>↓</td></tr> <tr><td>3:</td><td>8.3</td><td>↗</td></tr> <tr><td>4:</td><td>10.2x</td><td>↑</td></tr> <tr><td>5:</td><td>9.8</td><td>↗</td></tr> <tr><td>6:</td><td>8.6</td><td>↗</td></tr> <tr><td>7:</td><td>9.1</td><td>→</td></tr> <tr><td>8:</td><td>7.5</td><td>→</td></tr> <tr><td>9:</td><td>8.1</td><td>↗</td></tr> <tr><td>10:</td><td>8.8</td><td>↖</td></tr> <tr><td colspan="2"><b>Serie</b></td><td><b>87.6</b></td></tr> <tr><td colspan="2"><b>Total</b></td><td><b>360.0</b></td></tr> </table>	1:	8.4	→	2:	8.8	↓	3:	8.3	↗	4:	10.2x	↑	5:	9.8	↗	6:	8.6	↗	7:	9.1	→	8:	7.5	→	9:	8.1	↗	10:	8.8	↖	<b>Serie</b>		<b>87.6</b>	<b>Total</b>		<b>360.0</b>	<b>Prov</b> 	<table border="1" style="width:100%; border-collapse: collapse;"> <tr><td>11:</td><td>9.4</td><td>↑</td></tr> <tr><td colspan="2"><b>Serie</b></td><td><b>9.4</b></td></tr> <tr><td colspan="2"><b>Total</b></td><td><b>360.0</b></td></tr> </table>	11:	9.4	↑	<b>Serie</b>		<b>9.4</b>	<b>Total</b>		<b>360.0</b>
1:	8.4	→																																														
2:	8.8	↓																																														
3:	8.3	↗																																														
4:	10.2x	↑																																														
5:	9.8	↗																																														
6:	8.6	↗																																														
7:	9.1	→																																														
8:	7.5	→																																														
9:	8.1	↗																																														
10:	8.8	↖																																														
<b>Serie</b>		<b>87.6</b>																																														
<b>Total</b>		<b>360.0</b>																																														
11:	9.4	↑																																														
<b>Serie</b>		<b>9.4</b>																																														
<b>Total</b>		<b>360.0</b>																																														
<b>1. Serie 5 Skott</b> 	<table border="1" style="width:100%; border-collapse: collapse;"> <tr><td>1:</td><td>10.1</td><td>→</td></tr> <tr><td>2:</td><td>10.8x</td><td>↓</td></tr> <tr><td>3:</td><td>7.9</td><td>→</td></tr> <tr><td>4:</td><td>8.8</td><td>→</td></tr> <tr><td>5:</td><td>9.5</td><td>↘</td></tr> <tr><td colspan="2"><b>Serie</b></td><td><b>47.1</b></td></tr> <tr><td colspan="2"><b>Total</b></td><td><b>407.1</b></td></tr> </table>	1:	10.1	→	2:	10.8x	↓	3:	7.9	→	4:	8.8	→	5:	9.5	↘	<b>Serie</b>		<b>47.1</b>	<b>Total</b>		<b>407.1</b>	<b>2. Serie 1 Skott</b> 	<table border="1" style="width:100%; border-collapse: collapse;"> <tr><td>1:</td><td>9.0</td><td>↖</td></tr> <tr><td colspan="2"><b>Serie</b></td><td><b>9.0</b></td></tr> <tr><td colspan="2"><b>Total</b></td><td><b>416.1</b></td></tr> </table>	1:	9.0	↖	<b>Serie</b>		<b>9.0</b>	<b>Total</b>		<b>416.1</b>															
1:	10.1	→																																														
2:	10.8x	↓																																														
3:	7.9	→																																														
4:	8.8	→																																														
5:	9.5	↘																																														
<b>Serie</b>		<b>47.1</b>																																														
<b>Total</b>		<b>407.1</b>																																														
1:	9.0	↖																																														
<b>Serie</b>		<b>9.0</b>																																														
<b>Total</b>		<b>416.1</b>																																														
<b>3. Serie 1 Skott</b> 	<table border="1" style="width:100%; border-collapse: collapse;"> <tr><td>1:</td><td>8.5</td><td>↖</td></tr> <tr><td colspan="2"><b>Serie</b></td><td><b>8.5</b></td></tr> <tr><td colspan="2"><b>Total</b></td><td><b>424.6</b></td></tr> </table>	1:	8.5	↖	<b>Serie</b>		<b>8.5</b>	<b>Total</b>		<b>424.6</b>	<b>4. Serie 1 Skott</b> 	<table border="1" style="width:100%; border-collapse: collapse;"> <tr><td>1:</td><td>8.6</td><td>↖</td></tr> <tr><td colspan="2"><b>Serie</b></td><td><b>8.6</b></td></tr> <tr><td colspan="2"><b>Total</b></td><td><b>433.2</b></td></tr> </table>	1:	8.6	↖	<b>Serie</b>		<b>8.6</b>	<b>Total</b>		<b>433.2</b>																											
1:	8.5	↖																																														
<b>Serie</b>		<b>8.5</b>																																														
<b>Total</b>		<b>424.6</b>																																														
1:	8.6	↖																																														
<b>Serie</b>		<b>8.6</b>																																														
<b>Total</b>		<b>433.2</b>																																														
<b>5. Serie 1 Skott</b> 	<table border="1" style="width:100%; border-collapse: collapse;"> <tr><td>1:</td><td>10.2x</td><td>→</td></tr> <tr><td colspan="2"><b>Serie</b></td><td><b>10.2</b></td></tr> <tr><td colspan="2"><b>Total</b></td><td><b>443.4</b></td></tr> </table>	1:	10.2x	→	<b>Serie</b>		<b>10.2</b>	<b>Total</b>		<b>443.4</b>	<b>6. Serie 1 Skott</b> 	<table border="1" style="width:100%; border-collapse: collapse;"> <tr><td>1:</td><td>9.9</td><td>→</td></tr> <tr><td colspan="2"><b>Serie</b></td><td><b>9.9</b></td></tr> <tr><td colspan="2"><b>Total</b></td><td><b>453.3</b></td></tr> </table>	1:	9.9	→	<b>Serie</b>		<b>9.9</b>	<b>Total</b>		<b>453.3</b>																											
1:	10.2x	→																																														
<b>Serie</b>		<b>10.2</b>																																														
<b>Total</b>		<b>443.4</b>																																														
1:	9.9	→																																														
<b>Serie</b>		<b>9.9</b>																																														
<b>Total</b>		<b>453.3</b>																																														



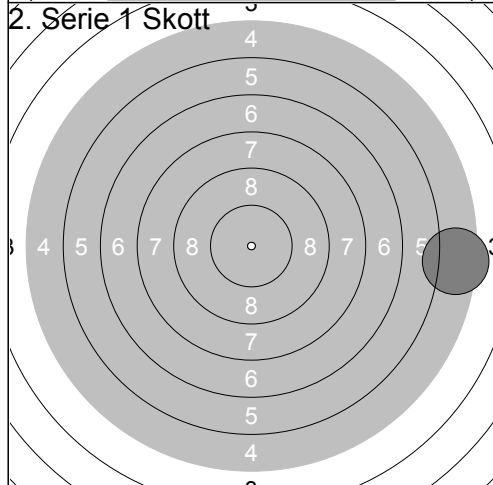
1:	6.6	↘
2:	8.3	↑
3:	8.4	↓
4:	10.7x	↓
5:	9.4	↑
6:	7.3	→
7:	6.6	→
8:	7.9	↗
9:	7.9	↘
10:	8.6	↗



1:	8.9	↖
2:	5.3	↗
3:	4.5	←
4:	7.5	←
5:	9.1	↘

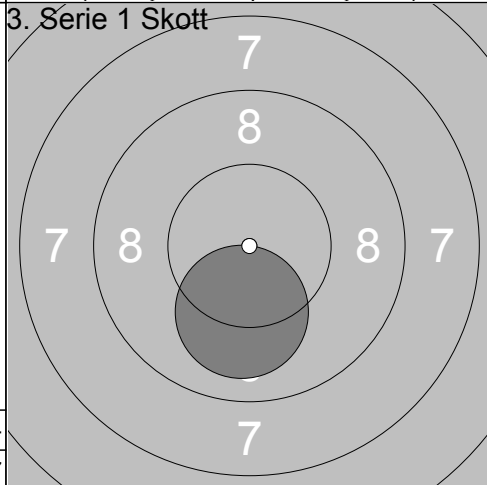
Serie	81.7
Total	339.0

Serie	35.3
Total	374.3



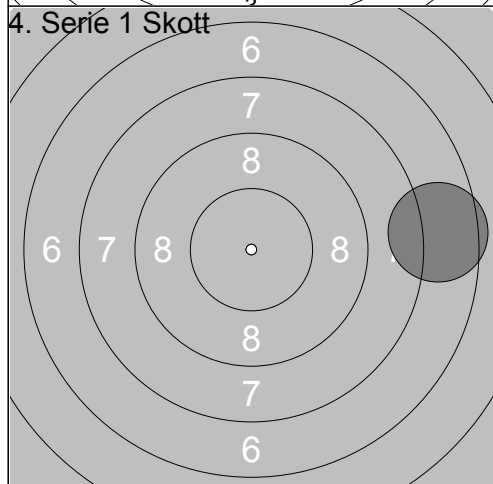
1:	5.4	→
----	-----	---

Serie	5.4
Total	379.7



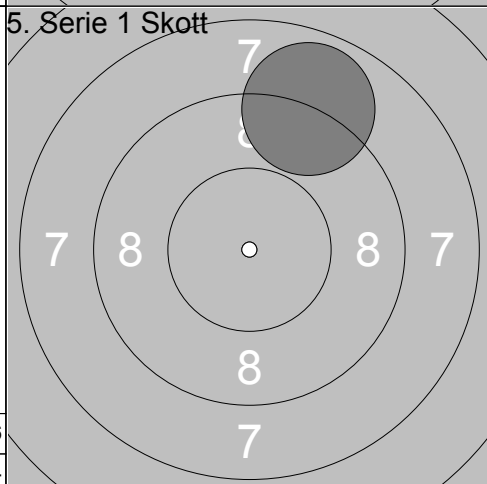
1:	10.1	↓
----	------	---

Serie	10.1
Total	389.8



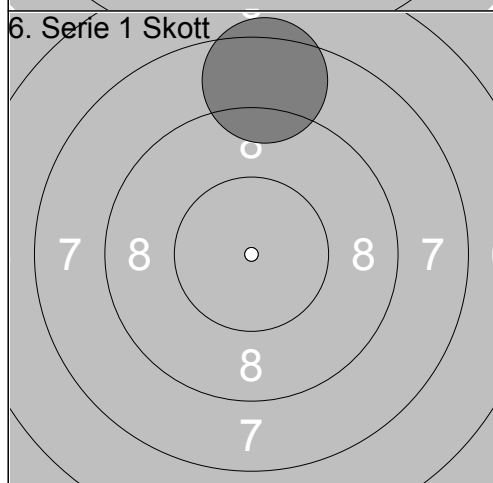
1:	7.6	→
----	-----	---

Serie	7.6
Total	397.4



1:	8.9	↑
----	-----	---

Serie	8.9
Total	406.3



1:	8.5	↑
----	-----	---

Serie	8.5
Total	414.8

	<table border="1" style="width:100%; border-collapse: collapse;"> <tr><td>1:</td><td>8.5</td><td>←</td></tr> <tr><td>2:</td><td>6.3</td><td>↑</td></tr> <tr><td>3:</td><td>9.5</td><td>←</td></tr> <tr><td>4:</td><td>8.4</td><td>→</td></tr> <tr><td>5:</td><td>8.0</td><td>↓</td></tr> <tr><td>6:</td><td>5.9</td><td>↗</td></tr> <tr><td>7:</td><td>10.1</td><td>↗</td></tr> <tr><td>8:</td><td>10.4x</td><td>←</td></tr> <tr><td>9:</td><td>9.1</td><td>←</td></tr> <tr><td>10:</td><td>6.3</td><td>←</td></tr> <tr><td colspan="2"><b>Serie</b></td><td><b>82.5</b></td></tr> <tr><td colspan="2"><b>Total</b></td><td><b>327.0</b></td></tr> </table>	1:	8.5	←	2:	6.3	↑	3:	9.5	←	4:	8.4	→	5:	8.0	↓	6:	5.9	↗	7:	10.1	↗	8:	10.4x	←	9:	9.1	←	10:	6.3	←	<b>Serie</b>		<b>82.5</b>	<b>Total</b>		<b>327.0</b>		<table border="1" style="width:100%; border-collapse: collapse;"> <tr><td>11:</td><td>9.7</td><td>↙</td></tr> <tr><td>12:</td><td>8.9</td><td>→</td></tr> <tr><td>13:</td><td>10.1</td><td>↘</td></tr> <tr><td>14:</td><td>9.6</td><td>←</td></tr> <tr><td colspan="2"><b>Serie</b></td><td><b>38.3</b></td></tr> <tr><td colspan="2"><b>Total</b></td><td><b>327.0</b></td></tr> </table>	11:	9.7	↙	12:	8.9	→	13:	10.1	↘	14:	9.6	←	<b>Serie</b>		<b>38.3</b>	<b>Total</b>		<b>327.0</b>
1:	8.5	←																																																							
2:	6.3	↑																																																							
3:	9.5	←																																																							
4:	8.4	→																																																							
5:	8.0	↓																																																							
6:	5.9	↗																																																							
7:	10.1	↗																																																							
8:	10.4x	←																																																							
9:	9.1	←																																																							
10:	6.3	←																																																							
<b>Serie</b>		<b>82.5</b>																																																							
<b>Total</b>		<b>327.0</b>																																																							
11:	9.7	↙																																																							
12:	8.9	→																																																							
13:	10.1	↘																																																							
14:	9.6	←																																																							
<b>Serie</b>		<b>38.3</b>																																																							
<b>Total</b>		<b>327.0</b>																																																							
<b>1. Serie 5 Skott</b> 	<table border="1" style="width:100%; border-collapse: collapse;"> <tr><td>1:</td><td>7.8</td><td>←</td></tr> <tr><td>2:</td><td>9.6</td><td>↘</td></tr> <tr><td>3:</td><td>9.5</td><td>↘</td></tr> <tr><td>4:</td><td>9.1</td><td>↙</td></tr> <tr><td>5:</td><td>8.9</td><td>↑</td></tr> <tr><td colspan="2"><b>Serie</b></td><td><b>44.9</b></td></tr> <tr><td colspan="2"><b>Total</b></td><td><b>371.9</b></td></tr> </table>	1:	7.8	←	2:	9.6	↘	3:	9.5	↘	4:	9.1	↙	5:	8.9	↑	<b>Serie</b>		<b>44.9</b>	<b>Total</b>		<b>371.9</b>	<b>2. Serie 1 Skott</b> 	<table border="1" style="width:100%; border-collapse: collapse;"> <tr><td>1:</td><td>9.6</td><td>↑</td></tr> <tr><td colspan="2"><b>Serie</b></td><td><b>9.6</b></td></tr> <tr><td colspan="2"><b>Total</b></td><td><b>381.5</b></td></tr> </table>	1:	9.6	↑	<b>Serie</b>		<b>9.6</b>	<b>Total</b>		<b>381.5</b>																								
1:	7.8	←																																																							
2:	9.6	↘																																																							
3:	9.5	↘																																																							
4:	9.1	↙																																																							
5:	8.9	↑																																																							
<b>Serie</b>		<b>44.9</b>																																																							
<b>Total</b>		<b>371.9</b>																																																							
1:	9.6	↑																																																							
<b>Serie</b>		<b>9.6</b>																																																							
<b>Total</b>		<b>381.5</b>																																																							
<b>3. Serie 1 Skott</b> 	<table border="1" style="width:100%; border-collapse: collapse;"> <tr><td>1:</td><td>10.1</td><td>↑</td></tr> <tr><td colspan="2"><b>Serie</b></td><td><b>10.1</b></td></tr> <tr><td colspan="2"><b>Total</b></td><td><b>391.6</b></td></tr> </table>	1:	10.1	↑	<b>Serie</b>		<b>10.1</b>	<b>Total</b>		<b>391.6</b>	<b>4. Serie 1 Skott</b> 	<table border="1" style="width:100%; border-collapse: collapse;"> <tr><td>1:</td><td>8.9</td><td>↙</td></tr> <tr><td colspan="2"><b>Serie</b></td><td><b>8.9</b></td></tr> <tr><td colspan="2"><b>Total</b></td><td><b>400.5</b></td></tr> </table>	1:	8.9	↙	<b>Serie</b>		<b>8.9</b>	<b>Total</b>		<b>400.5</b>																																				
1:	10.1	↑																																																							
<b>Serie</b>		<b>10.1</b>																																																							
<b>Total</b>		<b>391.6</b>																																																							
1:	8.9	↙																																																							
<b>Serie</b>		<b>8.9</b>																																																							
<b>Total</b>		<b>400.5</b>																																																							
<b>5. Serie 1 Skott</b> 	<table border="1" style="width:100%; border-collapse: collapse;"> <tr><td>1:</td><td>9.4</td><td>↖</td></tr> <tr><td colspan="2"><b>Serie</b></td><td><b>9.4</b></td></tr> <tr><td colspan="2"><b>Total</b></td><td><b>409.9</b></td></tr> </table>	1:	9.4	↖	<b>Serie</b>		<b>9.4</b>	<b>Total</b>		<b>409.9</b>	<b>6. Serie 1 Skott</b> 	<table border="1" style="width:100%; border-collapse: collapse;"> <tr><td>1:</td><td>8.4</td><td>↓</td></tr> <tr><td colspan="2"><b>Serie</b></td><td><b>8.4</b></td></tr> <tr><td colspan="2"><b>Total</b></td><td><b>418.3</b></td></tr> </table>	1:	8.4	↓	<b>Serie</b>		<b>8.4</b>	<b>Total</b>		<b>418.3</b>																																				
1:	9.4	↖																																																							
<b>Serie</b>		<b>9.4</b>																																																							
<b>Total</b>		<b>409.9</b>																																																							
1:	8.4	↓																																																							
<b>Serie</b>		<b>8.4</b>																																																							
<b>Total</b>		<b>418.3</b>																																																							



<p><b>Pröv</b></p>	<p>1: 9.1 ↗ 2: 6.8 ↘ 3: 7.7 ↖ 4: 7.6 ↘ 5: 6.8 ↗ 6: 6.2 ↗ 7: 9.5 ↗</p>	<p><b>1. Serie 5 Skott</b></p>	<p>1: 9.7 ↗ 2: 10.2x ↗ 3: 7.0 → 4: 3.2 ↘ 5: 8.8 ↗</p>
Serie 53.7		Serie 38.9	
Total 290.0		Total 328.9	

<p><b>2. Serie 1 Skott</b></p>	<p>1: 6.8 →</p>	<p><b>3. Serie 1 Skott</b></p>	<p>1: 8.9 ↖</p>
Serie 6.8		Serie 8.9	
Total 335.7		Total 344.6	

<p><b>4. Serie 1 Skott</b></p>	<p>1: 6.9 ←</p>	<p><b>5. Serie 1 Skott</b></p>	<p>1: 10.3x ↖</p>
Serie 6.9		Serie 10.3	
Total 351.5		Total 361.8	

<p><b>6. Serie 1 Skott</b></p>	<p>1: 9.2 ↘</p>		
Serie 9.2			
Total 371.0			